

(No Model.)

H. C. COOK.
BOOK SUPPORT.

No. 575,803.

Patented Jan. 26, 1897.

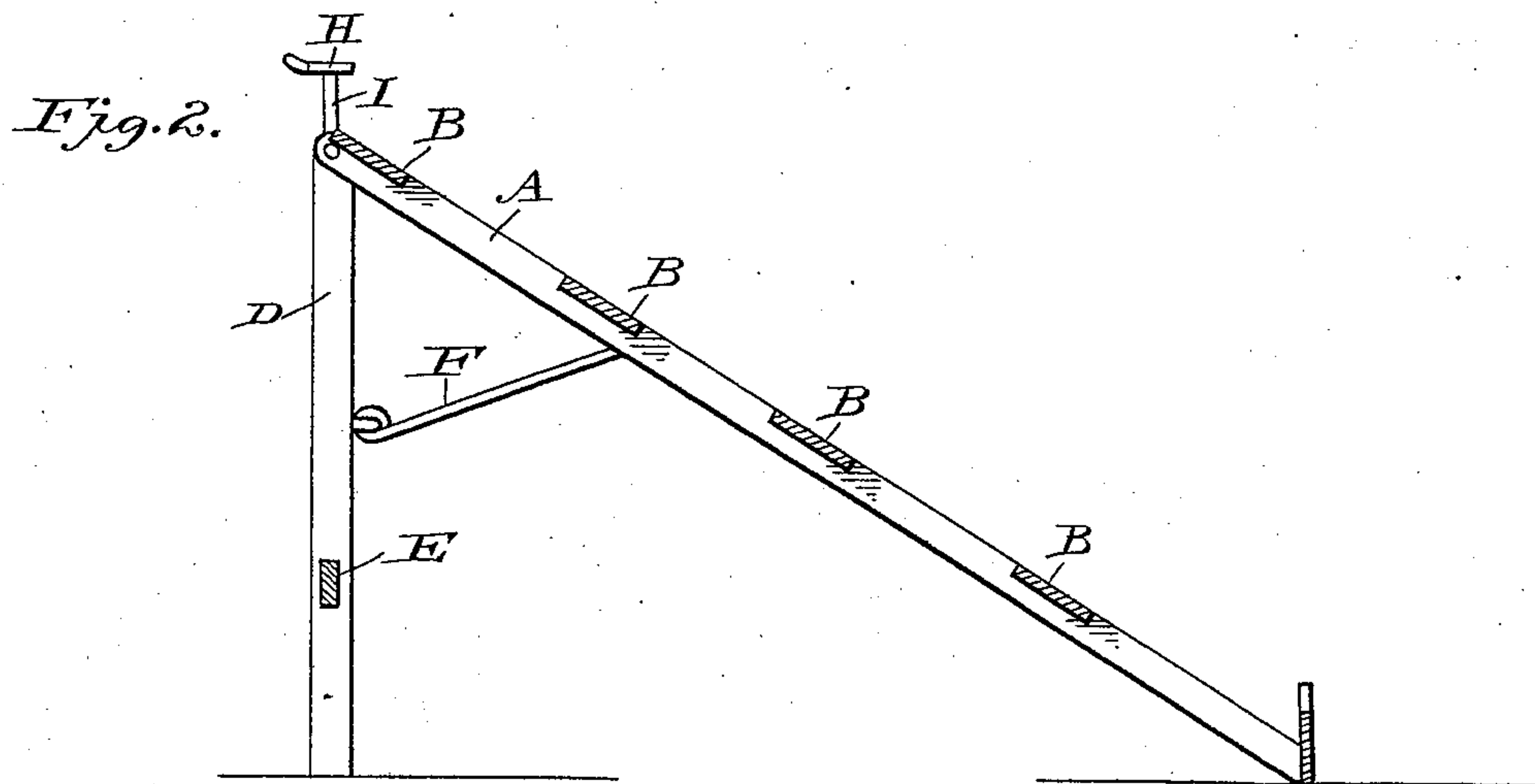
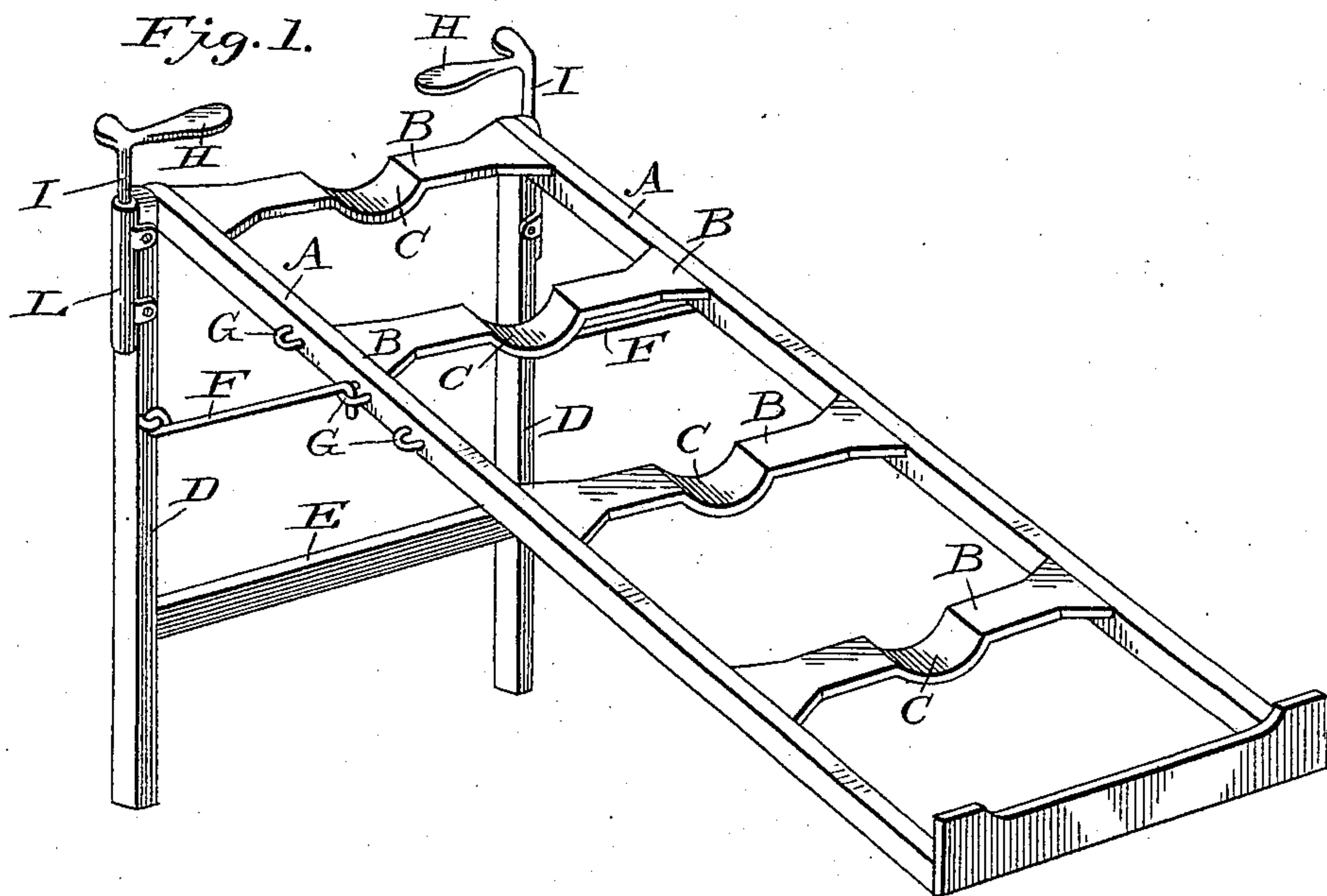
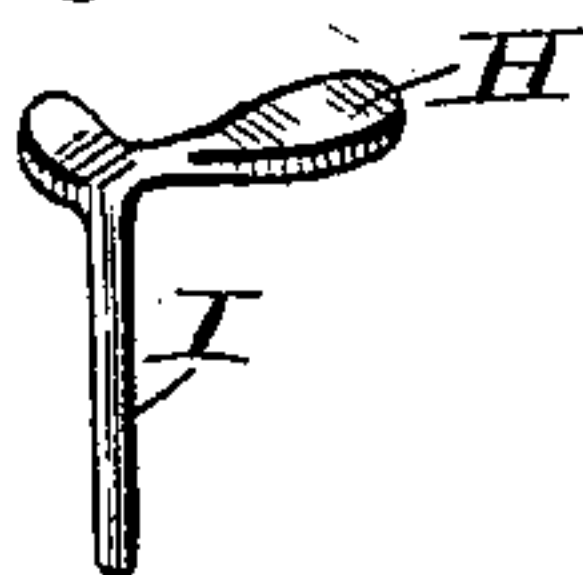


Fig. 3.



WITNESSES
Edwin G. McKee
N. S. Hockman.

INVENTOR,
Herman C. Cook,
by John Wedduburn
Attorney

UNITED STATES PATENT OFFICE.

HERMAN C. COOK, OF ROSSTON, PENNSYLVANIA.

BOOK-SUPPORT.

SPECIFICATION forming part of Letters Patent No. 575,803, dated January 26, 1897.

Application filed July 28, 1896. Serial No. 600,821. (No model.)

To all whom it may concern:

Be it known that I, HERMAN C. COOK, a citizen of the United States, residing at Rosston, in the county of Armstrong and State of Pennsylvania, have invented certain new and useful Improvements in Book-Supports; and I do hereby declare the following to be a full, clear, and exact description of the invention, such as will enable others skilled in the art to which it appertains to make and use the same.

This invention relates to certain new and useful improvements in book-supports; and it has for its object, among others, to provide a simple and cheap device for supporting books, intended for use by students or readers, which will afford a convenient and comfortable position of the book, and is adjustable to change the position of the book as may be desired in accordance with the light or the position of the reader. Clasps are provided for holding the pages or leaves of the book open.

Other objects and advantages of the invention will hereinafter appear, and the novel features thereof will be specifically defined by the appended claim.

The invention in this instance resides in the peculiar combinations and the construction, arrangement, and adaptation of parts, all as more fully hereinafter described, shown in the drawings, and then particularly pointed out in the claim.

The invention is clearly illustrated in the accompanying drawings, which, with the letters of reference marked thereon, form a part of this specification, and in which—

Figure 1 is a perspective view of my improved book holder and support. Fig. 2 is a section through the same. Fig. 3 is a detail of one of the clasps.

Like letters of reference indicate like parts throughout the several views.

Referring now to the details of the drawings by letter, A designates parallel bars of any suitable material and length. They are connected by the cross-pieces B, which at their centers are provided with the bends or depressions C to receive the back or binding of the books. The bottom cross-piece is extended vertically or provided with a flange, as shown, so as to prevent the book from sliding down when placed in position.

D are uprights hinged or pivotally connected at their upper ends to the side bars and connected by the cross-piece E to give strength. One or both of these uprights is provided with the hooked rod F, pivotally mounted thereon, and its hooked end adapted to engage any one of the staples or analogous means G on the side of one of the side bars A, as shown, so as to adjust the inclination of the holder as occasion may require.

H are clasps or clamps, one at each upper corner of the support, as shown, and adapted to be turned around so as to engage and hold open the pages or leaves of the book. These clasps may be of any desired form and may be either pivotally mounted on a vertical pivot and having a thumb lever or piece by which they may be actuated, or they may be mounted on a vertical standard or rod, as shown at I, which is rotatably mounted in a bracket or socket L, secured to the outer faces of the uprights, as shown.

The manner of use will be apparent from the foregoing description, when taken in connection with the annexed drawings, and a further detailed description thereof is not deemed necessary.

What is claimed as new is—

As an improved article of manufacture, a book-supporting device comprising side bars, cross-bars permanently connected thereto and between their ends provided with depressions upon curved lines, the lower cross-piece being extended vertically to form a book-supporting flange, uprights pivotally connected to the upper ends of the side pieces and hooks mounted thereon adapted to engage means on the side bars, sockets secured upon the outer faces of the uprights and book-holding clasps mounted for rotation in said sockets and at their upper ends provided with thumb-levers, all substantially as described.

In testimony whereof I have signed this specification in the presence of two subscribing witnesses.

HERMAN C. COOK.

Witnesses:

S. J. DEEMER,
W. J. BOGGS.