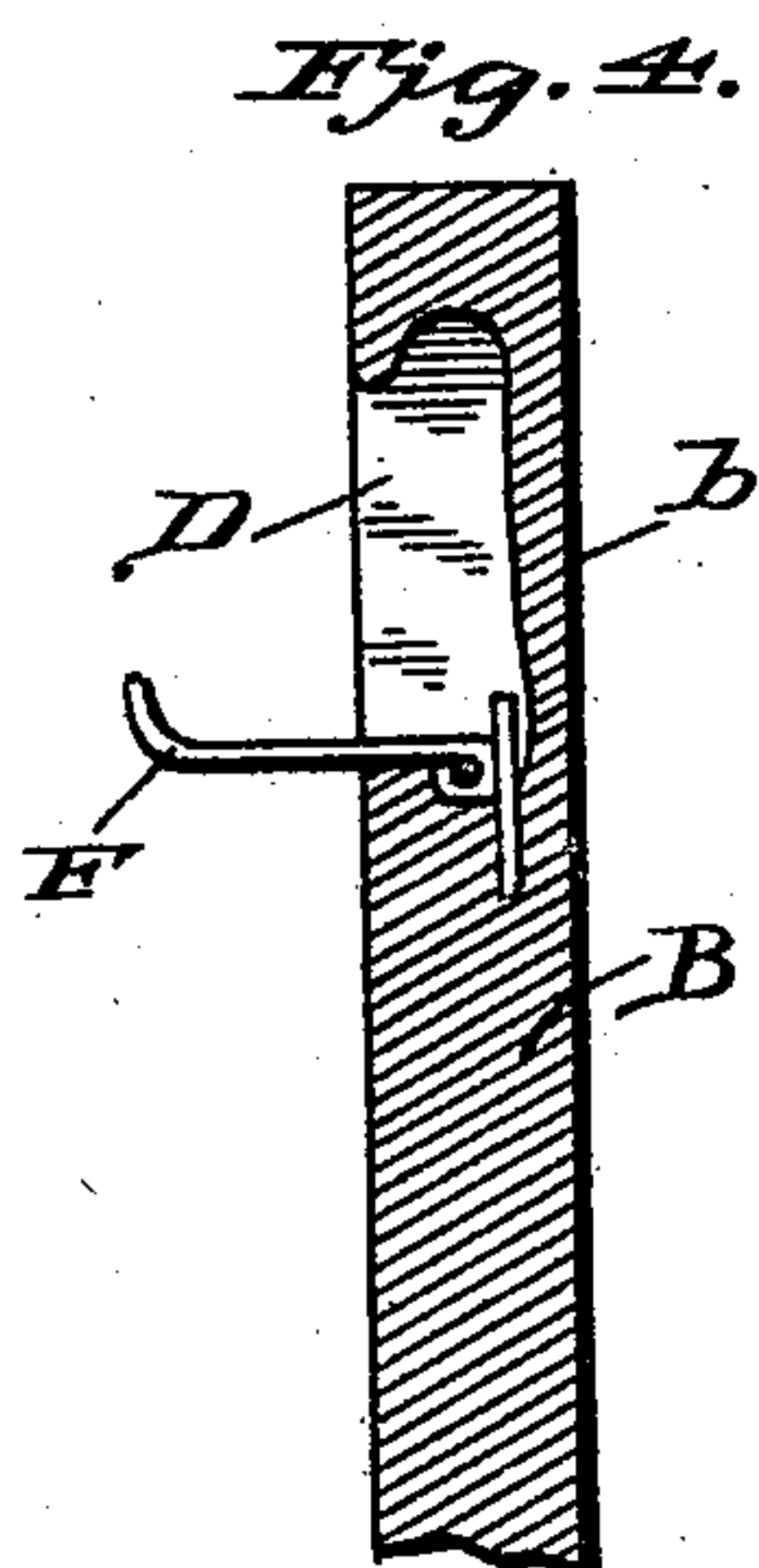
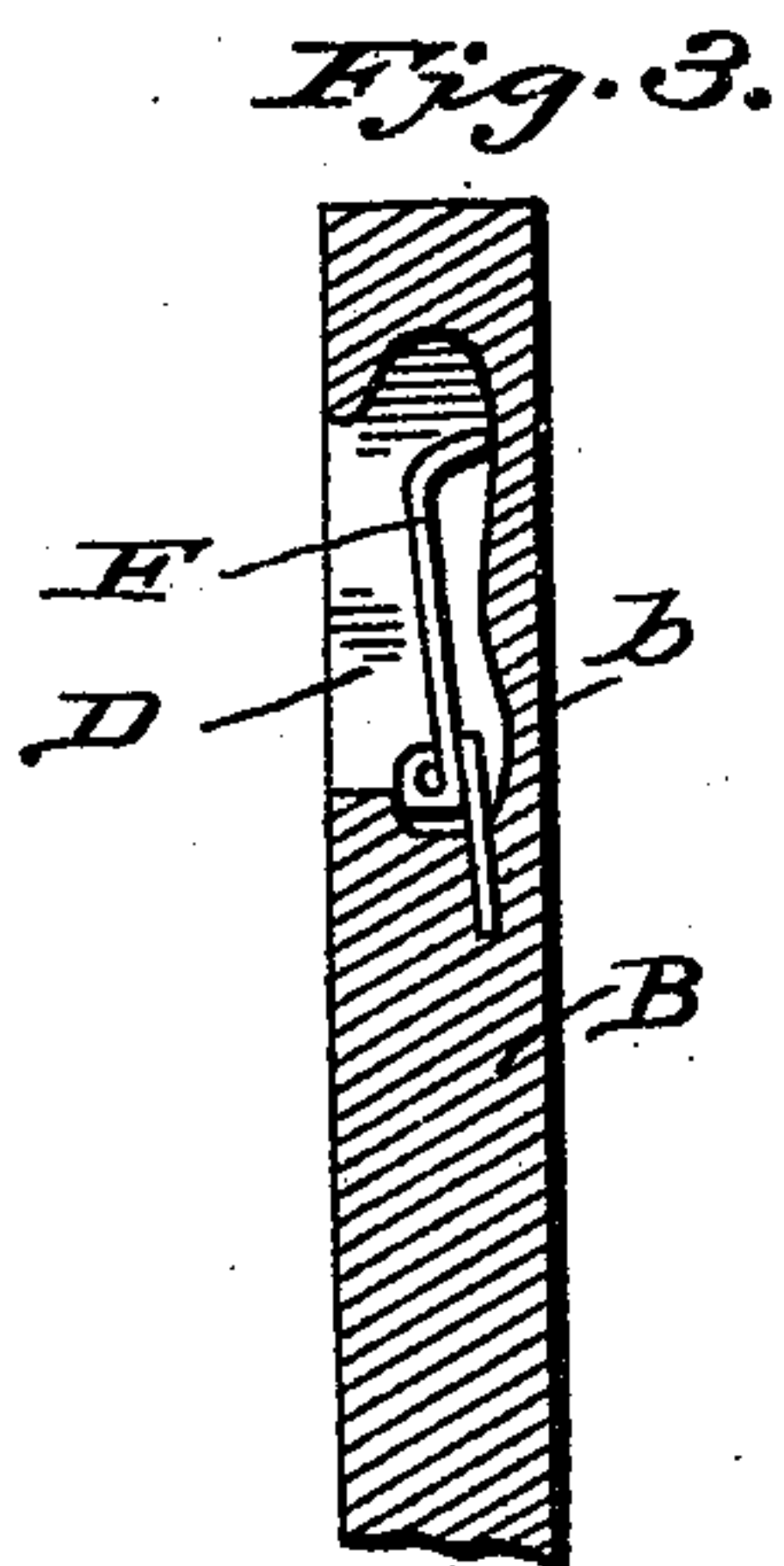
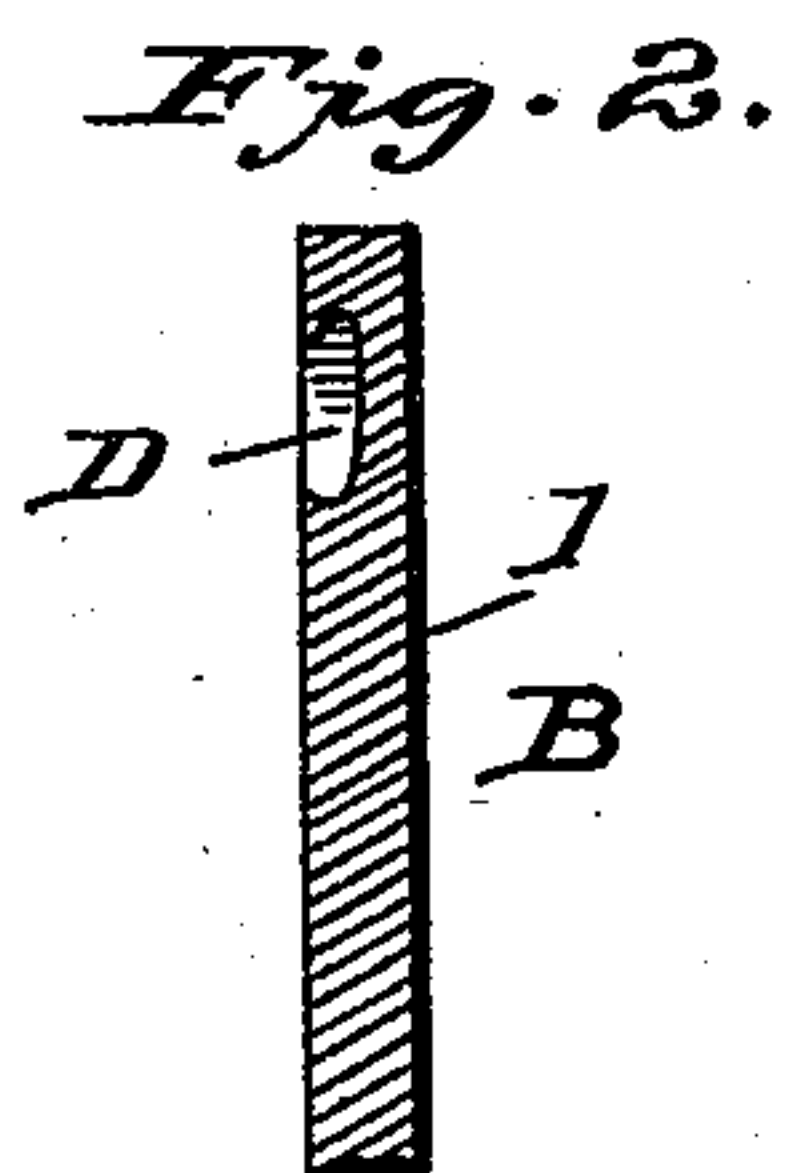
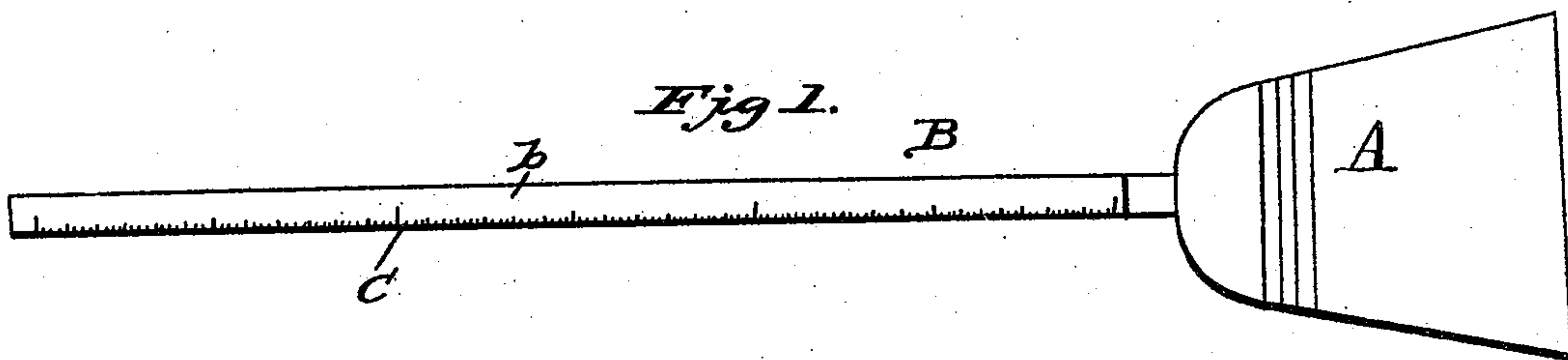


(No Model.)

N. LLOYD.
BROOM.

No. 574,811.

Patented Jan. 5, 1897.



Witnesses
Edwin G. Lee,
K. A. Nair.

Inventor
Nathan Lloyd
By John Hedderburn
his Attorney.

UNITED STATES PATENT OFFICE.

NATHAN LLOYD, OF GREENBRIER, MISSOURI.

BROOM.

SPECIFICATION forming part of Letters Patent No. 574,811, dated January 5, 1897.

Application filed February 21, 1896. Serial No. 580,243. (No model.)

To all whom it may concern:

Be it known that I, NATHAN LLOYD, a citizen of the United States, residing at Greenbrier, in the county of Bollinger and State of Missouri, have invented certain new and useful Improvements in Brooms; and I do hereby declare the following to be a full, clear, and exact description of the invention, such as will enable others skilled in the art to which it appertains to make and use the same.

This invention relates to certain new and useful improvements in brooms; and it has for its object, among others, to provide a broom with a handle of novel construction, whereby it is made to serve a useful function other than that as a means for manipulation of the broom. I form the handle with one flat side, which has along one edge a yard-measure, the balance of the space being utilized for advertising purposes. The opposite side of the handle is provided with a slot for the reception of a nail by which it may be hung up, when desired.

Other objects and advantages of the invention will hereinafter appear, and the novel features thereof will be specifically defined by the appended claim.

The invention is clearly illustrated in the accompanying drawings, which, with the letters of reference marked thereon, form a part of this specification, and in which—

Figure 1 is an elevation of my improved broom. Fig. 2 is a view of the reverse side of the handle. Fig. 3 is a view showing the handle provided with a folding hook. Fig. 4 is a similar view showing the hook in its open position. Fig. 5 is a detail of the spring and its securing device.

Like letters of reference indicate like parts in the different views.

Referring now to the details of the drawings by letter, A designates the broom, the handle B of which is flattened upon one side, as seen at *b*, and this side is provided along one edge with the measure C, for instance, a yard-measure, while upon the balance of the said flat space may be affixed any desired advertisement.

The opposite side of the handle is provided with a slot D at a short distance from the end

of the handle, and this slot is made oblong, as shown, with the top inclined inward, as shown, and up toward the top end of the handle at an angle that will serve to prevent the broom from being shaken from the nail when once hung upon the same.

The graduated measure may, if desired, be placed upon the edge or side of the broom adjacent to the flattened portion, so as to leave all of said flattened space for advertising purposes.

The flattened part affords a better hold for the hand and prevents turning of the broom in the hand. The yard-measure is in a most convenient position, and the slot for the reception of the nail upon which it is hung being upon the side opposite that upon which the advertisements are placed does not detract from the attractiveness of the advertisement.

I may sometimes employ a hook F, as seen in Fig. 3, which is secured in the bottom of lower part of the slot D, to be used when needed, in connection with the handle, as a lifting-hook to hang or remove pictures or other articles on a wall where the nails or hangings are too high to be reached with the hands, the said hook being adapted to fold into the slot when not in use and not interfere with the hanging of the broom by said slot.

A spring may be employed in connection with this construction, secured within the recess or slot D of the handle and bearing against the hook, as seen in Figs. 3 and 4, while in Fig. 5 the said spring and its securing means are shown in detail.

What is claimed as new is—

The combination with a broom having its handle formed with a recess, of a hook pivotally mounted within said recess and a spring held in the handle and acting upon said hook, substantially as described.

In testimony whereof I have signed this specification in the presence of two subscribing witnesses.

NATHAN LLOYD.

Witnesses:

RANDOLPH JAMES,
GEO. W. HASTINGS.