

(No Model.)

A. N. SOUTHWICK.  
APPARATUS FOR SALES CHECKING.

No. 574,010.

Patented Dec. 29, 1896.

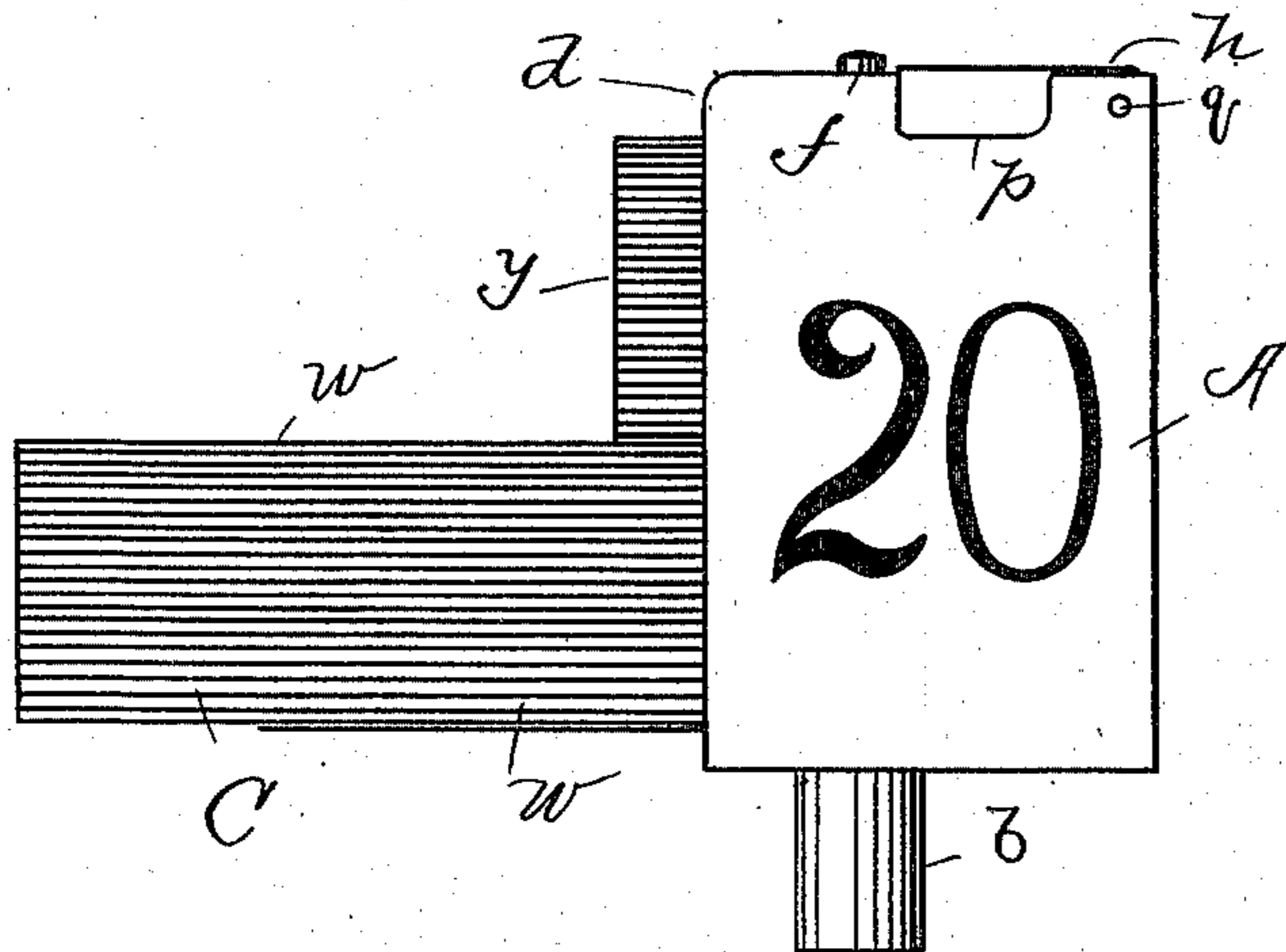


Fig. 1.

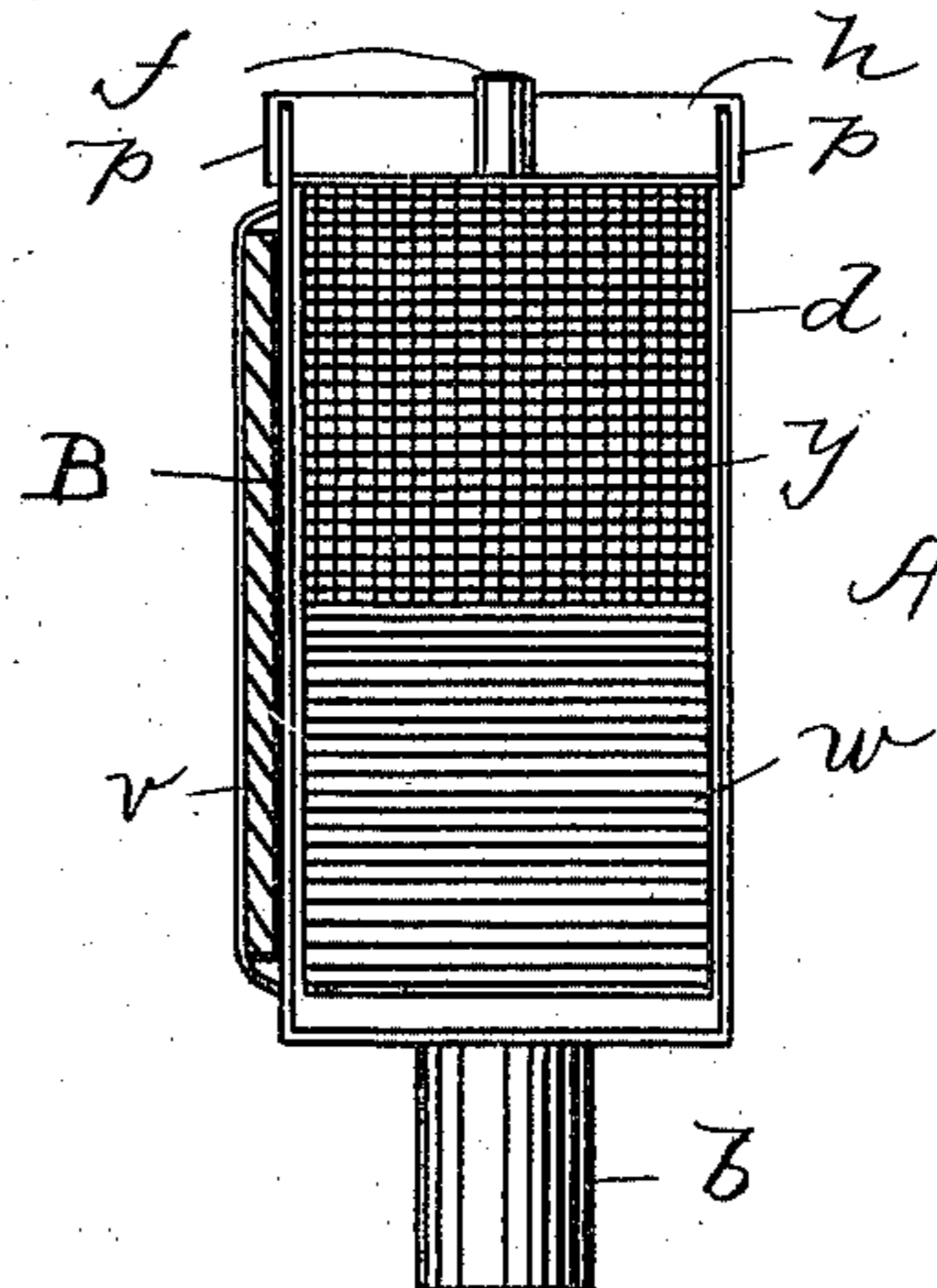


Fig. 2.

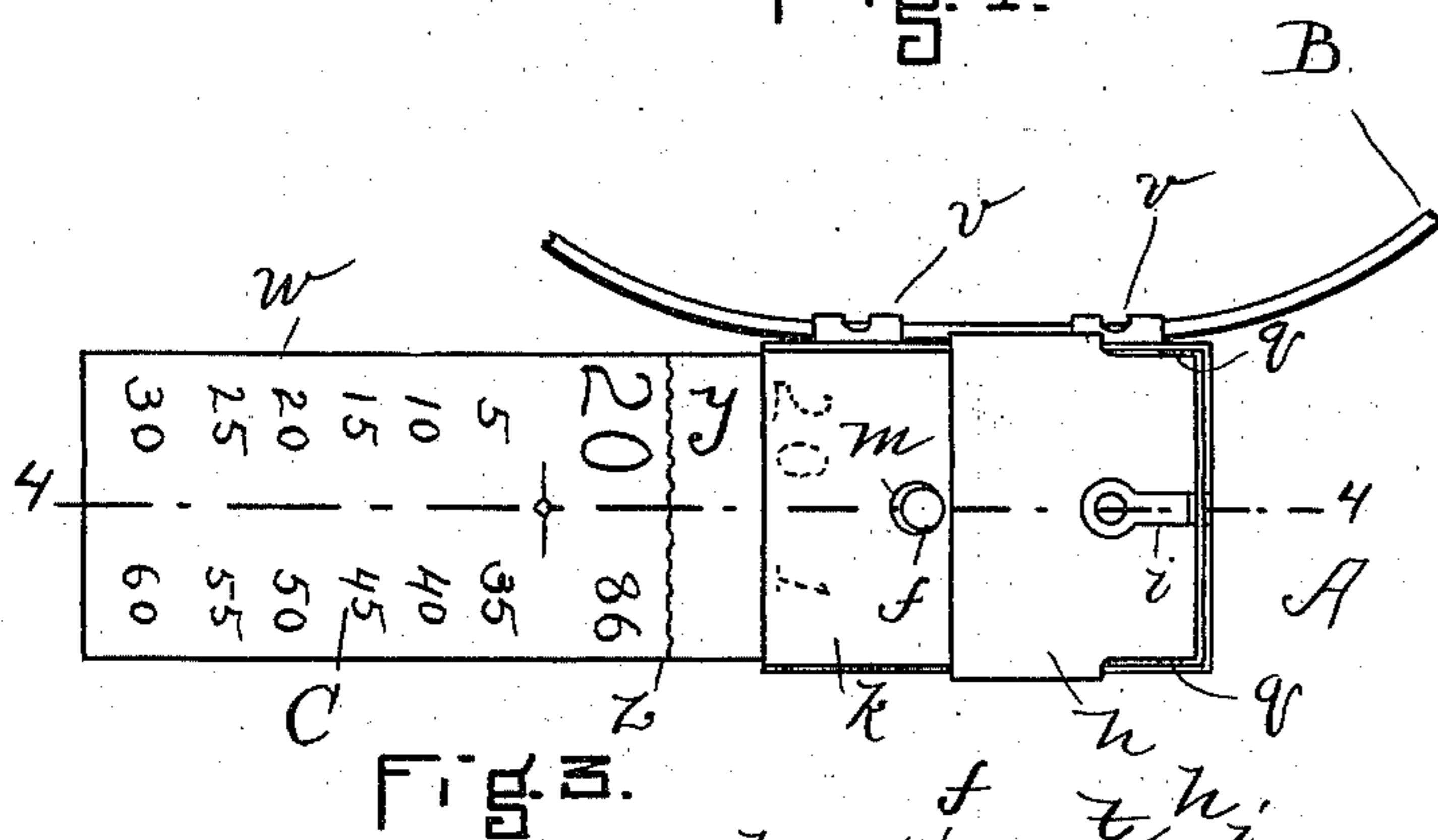


Fig. 3.

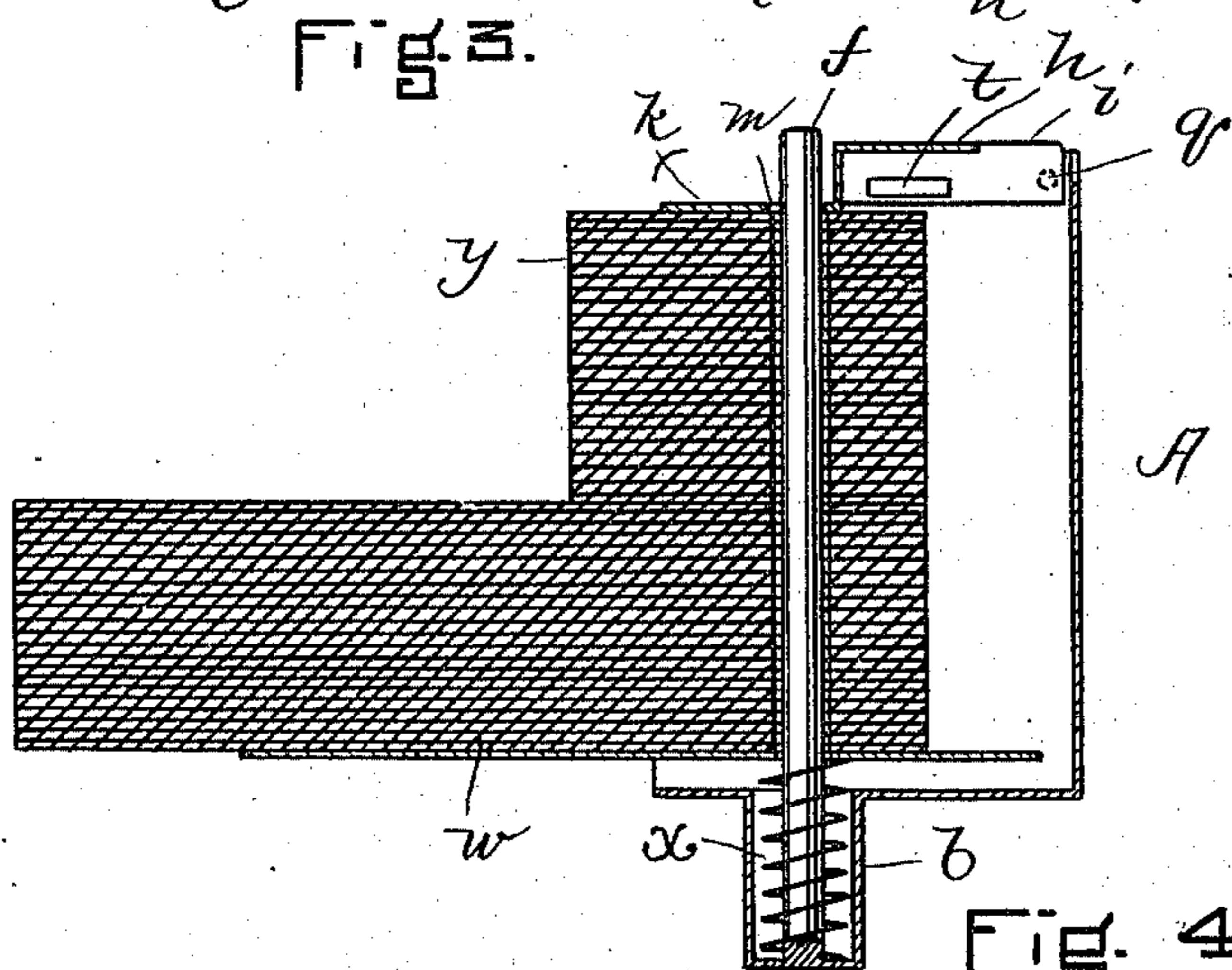


Fig. 4.

WITNESSES.

Matthew M. Blunt.  
C. M. Wilbur

INVENTOR.

Albert N. Southwick  
By O. M. Shaw  
ATTY.

# UNITED STATES PATENT OFFICE.

ALBERT N. SOUTHWICK, OF NEW YORK, N. Y.

## APPARATUS FOR SALES-CHECKING.

SPECIFICATION forming part of Letters Patent No. 574,010, dated December 29, 1896.

Application filed March 23, 1896. Serial No. 584,449. (No model.)

*To all whom it may concern:*

Be it known that I, ALBERT N. SOUTHWICK, of New York, in the county and State of New York, have made certain new and useful Improvements in Apparatus for Sales-Checking, of which the following is a description sufficiently full, clear, and exact to enable any person skilled in the art or science to which said invention appertains to make and use the same, reference being had to the accompanying drawings, forming part of this specification, in which—

Figure 1 is a side elevation of my improved check-holder, the checks being shown in position; Fig. 2, a front end elevation of the same; Fig. 3, a top plan view showing the holder on a belt, and Fig. 4 a central vertical transverse section taken on line 4 4 in Fig. 3.

Like letters of reference indicate corresponding parts in the different figures of the drawings.

My invention relates to a device for supporting coupon sales-checks and in which their stubs may be locked, the device being arranged so that it may be readily attached to and supported on the person of the user, the object being particularly to provide an apparatus whereby waiters and salesmen in general may be supplied with sales-checks for delivery to the purchasers and yet be compelled to keep an accurate account for return to the proprietor.

The nature and operation of the improvement will be readily understood by those conversant with such matters from the following explanation.

In the drawings, A represents the body of the holder, which comprises a rectangular metallic box open in its front *d* and having its top closed by a lid *k*, hinged to the rear wall at *q* to swing upwardly. This box may, however, be of any suitable or desired form or material.

In the bottom of the box there is a depression or socket *b*, in which is rigidly secured a vertically-arranged spindle or post *f*. The lid *k* has an opening *m*, which closes over the top of said spindle. On the rear end of the lid there is a lock-case *h*, provided with a keyhole *i* and a bolt-opening *t*, which is designed to register with a similar opening in the side wall of the box. Said case has lips *p*, which overlap the said side walls when the lid is closed and conceal the bolt-openings.

Mounted to slide vertically on the spindle there is a horizontally-arranged plate or follower *w*, and in the socket *b* there is a spring *x*, which acts to push said follower upward.

On one side wall there is a numeral, as "20," imprinted on the box. This numeral indicates the number of the waiter or salesman. On the opposite side of the box there are one or more clips or loops *v*, through which a belt B may be passed suitable in length to embrace the waist of the user and thus support the holder in convenient position.

The checks C comprise a stub *y* and a coupon *w*, separated by perforations, whereby the check-coupon may be readily detached. The checks are numbered consecutively, and both the stub and coupon bear such number and another number corresponding to the waiter's number on the holder. The coupon is also imprinted with one or a series of numerals indicating the value, it being designed that the salesman shall punch the numeral on the coupon corresponding to the amount of the sale after detaching the same from the stub and deliver the check-coupon to the customer.

The stubs are mounted in numerical order on the spindle *f*, and when the lid *k* is turned down and locked are secured in the holder against removal by the salesman. The spring-pushed follower allows sufficient play to the stack of checks to enable them to be readily detached.

I claim—

The combination with the belt of the box having an open end and socket in its bottom: the vertical spindle fast in said socket: the spring-pushed follower fitted to slide on said spindle and projecting from the end of said box horizontally: the checks having perforated stubs mounted on said spindle and resting on said follower: the hinged lid having an opening for receiving the free end of said spindle: a lock for said lid: and clips on the side of said box for detachably securing it to said belt in such position that the checks project in line substantially tangent thereto.

ALBERT N. SOUTHWICK.

Witnesses:

ARTHUR BARNEY HORTON,  
JEFFERSON CHURCH.