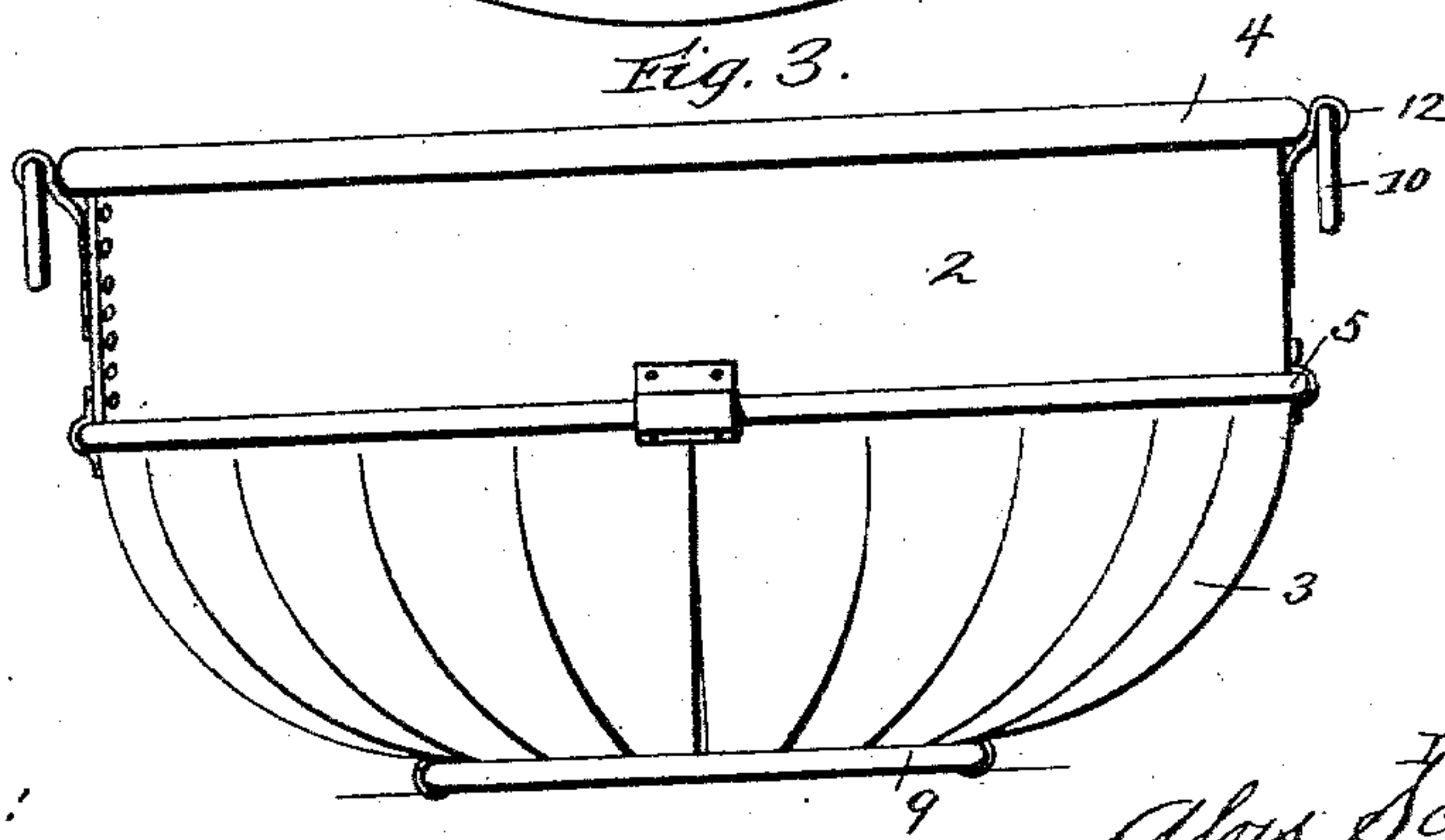
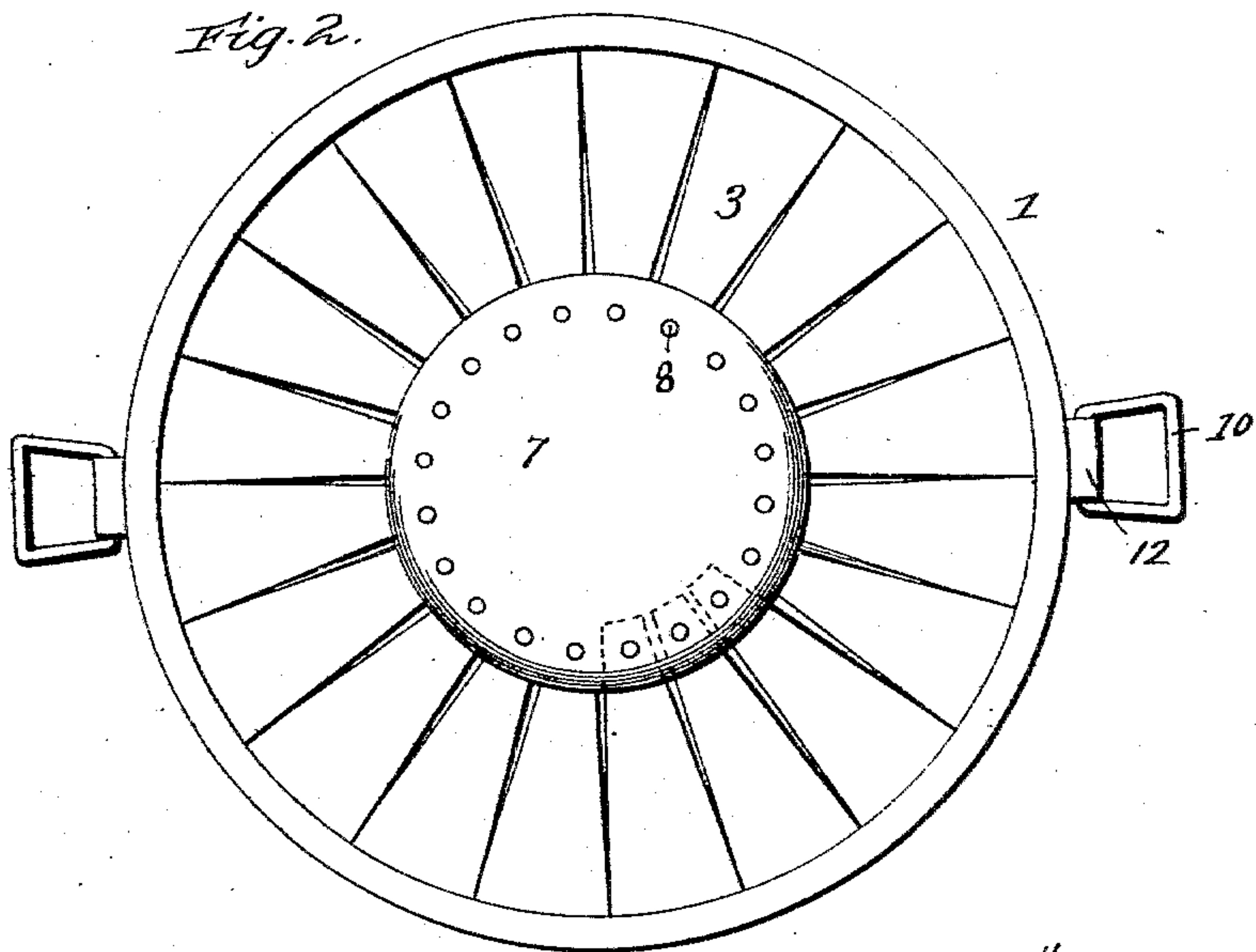
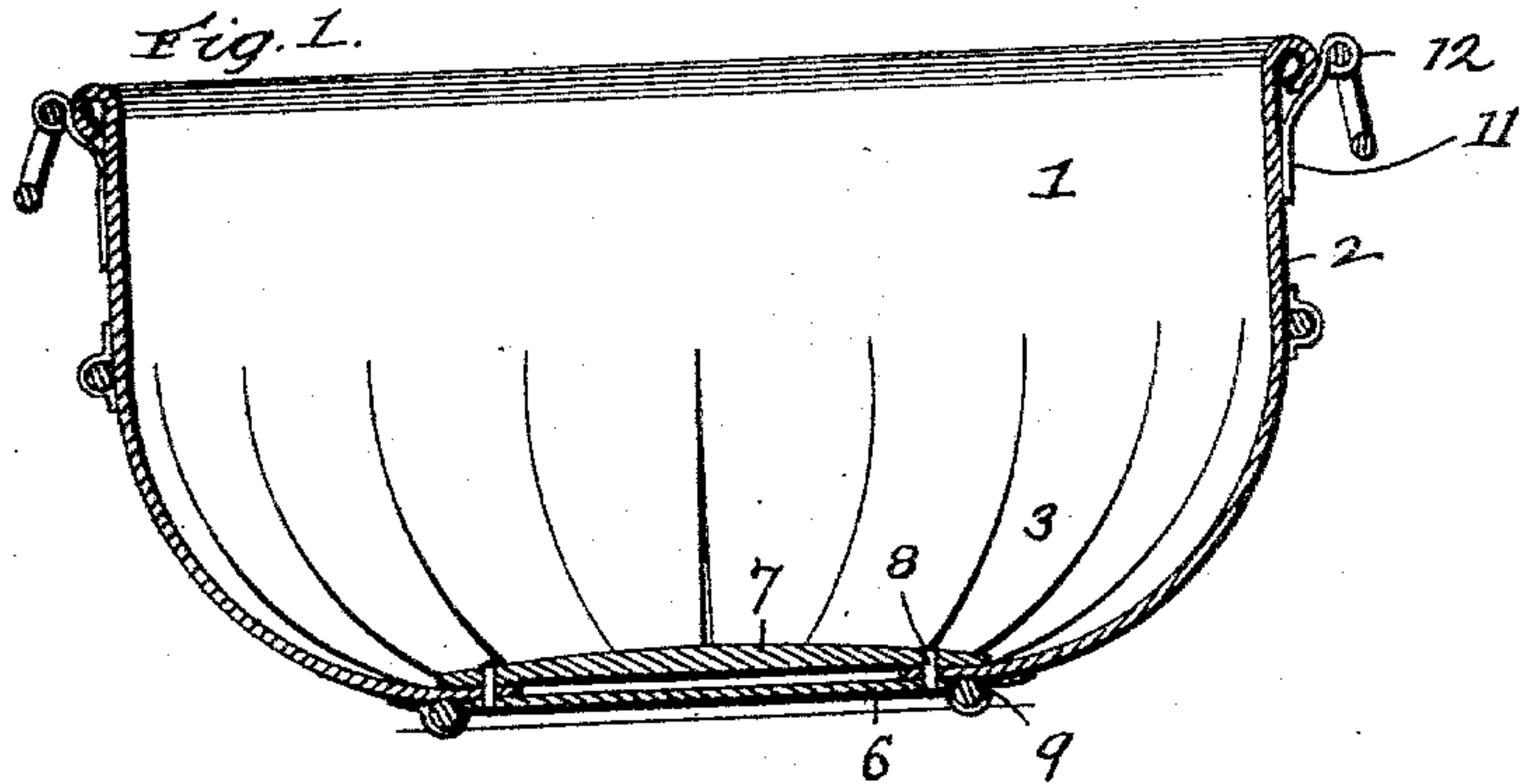


(No Model.)

A. SCHMIDT.  
BASKET.

No. 571,605

Patented Nov. 17, 1896.



Witnesses:  
*E. H. Raeder*  
*H. A. James*

Inventor  
*Albus Schmidt*  
By *James J. Shuey*  
Attorney



# UNITED STATES PATENT OFFICE.

ALOIS SCHMIDT, OF ST. PAUL, MINNESOTA.

## BASKET.

SPECIFICATION forming part of Letters Patent No. 571,605, dated November 17, 1896.

Application filed July 11, 1896. Serial No. 598,873. (No model.)

*To all whom it may concern:*

Be it known that I, ALOIS SCHMIDT, a citizen of the United States, residing at St. Paul, in the county of Ramsey and State of Minnesota, have invented certain new and useful Improvements in Baskets; and I do declare the following to be a full, clear, and exact description of the invention, such as will enable others skilled in the art to which it appertains to make and use the same.

My invention relates to improvements in sheet-metal baskets; and it consists in the peculiar construction, novel combination, and adaptation of parts hereinafter described, and particularly pointed out in the claim appended.

In the annexed drawings, Figure 1 is a diametrical section of my improved basket. Fig. 2 is a plan view of the same, and Fig. 3 is a side elevation.

In the said drawings similar letters designate corresponding parts in all of the views, referring to which—

1 indicates the body of my improved basket or receptacle. This body 1 is made of a single piece of thin sheet metal, preferably galvanized iron, and it comprises the vertical side wall 2, which is bent into circular form and has its ends connected by rivets or other suitable means, and the inwardly-curved strips 3, which are integral with the wall 2 and are formed by slitting the lower portion of the piece of metal forming said wall, as illustrated. For the sake of stiffness and strength the body 1 is provided at the upper edge of the wall 2 with a bead 4, which is preferably flattened, as shown, and for the same purpose, as well as to prevent the baskets from being damaged when struck against each other, the body 1 is provided at the junction of the wall 2 and strips 3 with the exterior ring 5, which may be of metal, wood, or other suitable material and may be secured to the body by any suitable fastening means.

The bottom of the basket or receptacle is formed by the lower and upper metallic plates 6 and 7 in conjunction with the curved strips 3 of the body 1. The plates 6 and 7 are arranged below and above the inner ends of the curved strips 3, as illustrated, and are connected thereto by means of the rivets 8, one

of which takes through each strip 3, as better shown in Fig. 2, so as to effect a strong and durable connection of the same to the bottom plates 6 and 7.

9 indicates the base-ring of the basket or receptacle. This base-ring 9 is formed of wood in order to lessen the noise incident to moving and placing the basket, and also to lessen the liability of the basket being indented. Said ring 9 is connected by nails, rivets, or other suitable means to the strips 3, as shown.

10 indicates the handles by which the basket or receptacle may be conveniently lifted and carried from place to place. These handles 10 may be connected to the body 1 in any suitable manner. I prefer, however, to connect them in such a manner that they may be folded down against the sides of the body when not in use and to effect such connection by the plates 11, which are riveted to the wall 2 of the body and are provided with barrels 12, in which the handles are journaled so as to permit of them being freely swung up for use or down out of the way when not in use.

A basket or receptacle such as described in the foregoing is not liable to be damaged by exposure to the weather and will last for an indefinite period of time even with the roughest usage.

While I have described my improved basket or receptacle as designed more especially for the handling of fruit and vegetables it will be appreciated that its strength and durability also fit it for the handling of coal, ores, &c.

With all of its advantages the basket or receptacle described is exceedingly simple, and as it may be easily manufactured and embodies but a small amount of metal it will be seen that it may be sold with profit for a reasonable price.

I am aware that it is not new to make a basket of two pieces of sheet metal slitted at their lower edges, turned and bent to overlap at the slitted branches, and having the edges of the slitted portion confined between an upper and a lower base-plate.

I am also aware that it is not new to form a basket of two thicknesses of staves, arranged to cross each other and to provide the same with suitable strengthening bands, and therefore do not claim such constructions; but,



Having described my invention, what I claim, and desire to secure by Letters Patent, is—

5 The improved basket described, consisting essentially of the sheet-metal body 1, formed from a single piece of material and having its lower edge slitted vertically for a sufficient distance, and the slitted portions bent downwardly and inwardly, leaving the vertical  
10 straight portion 2, the external ring 5, secured at the base of said straight portion 2, the upper base-plate 7, and the lower base-plate 6, receiving between their marginal edges the

slitted edges of the body which are secured thereto by rivets, the wooden ring 9, arranged 15 on the bottom of the basket so as to support the same, the hinged handles 10, and the plates 12, securing the handles to the basket substantially as specified.

In testimony whereof I affix my signature 20 in presence of two witnesses.

ALOIS SCHMIDT.

Witnesses:

JNO. V. I. DODD,

JOHN G. ANDERSON.