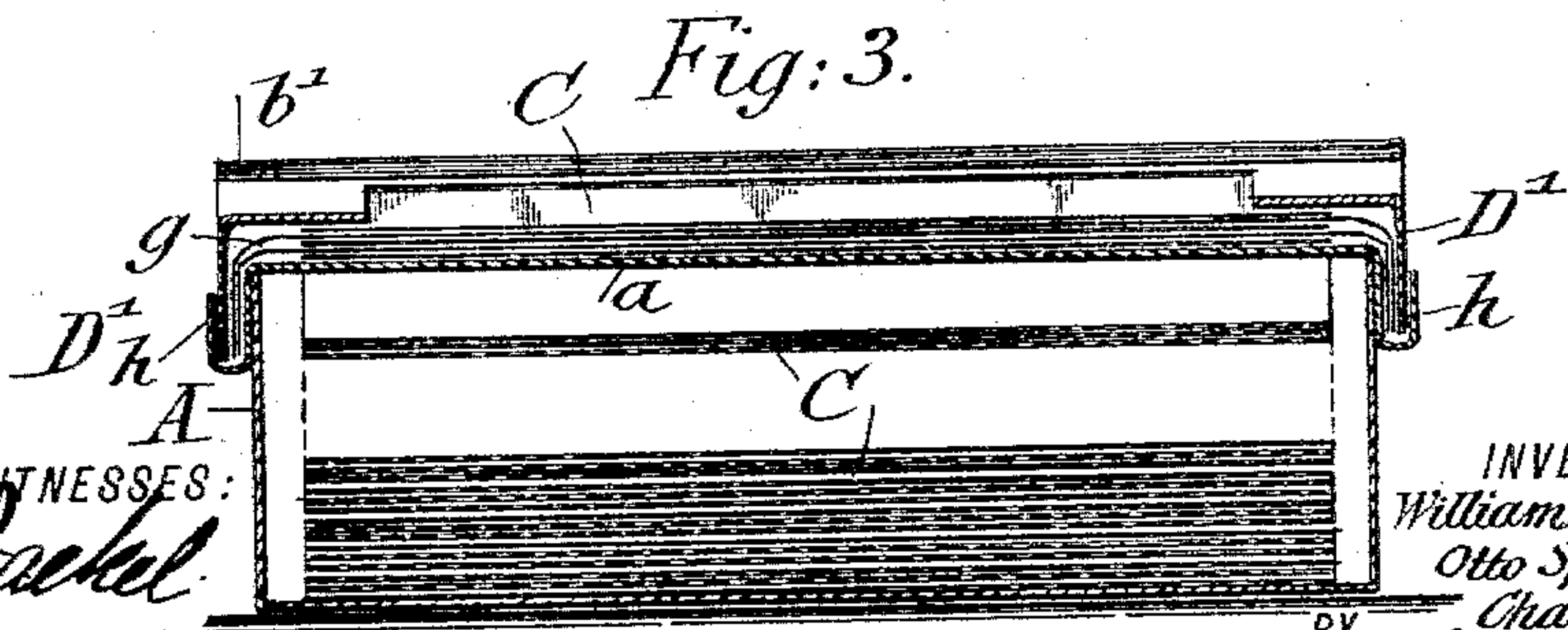
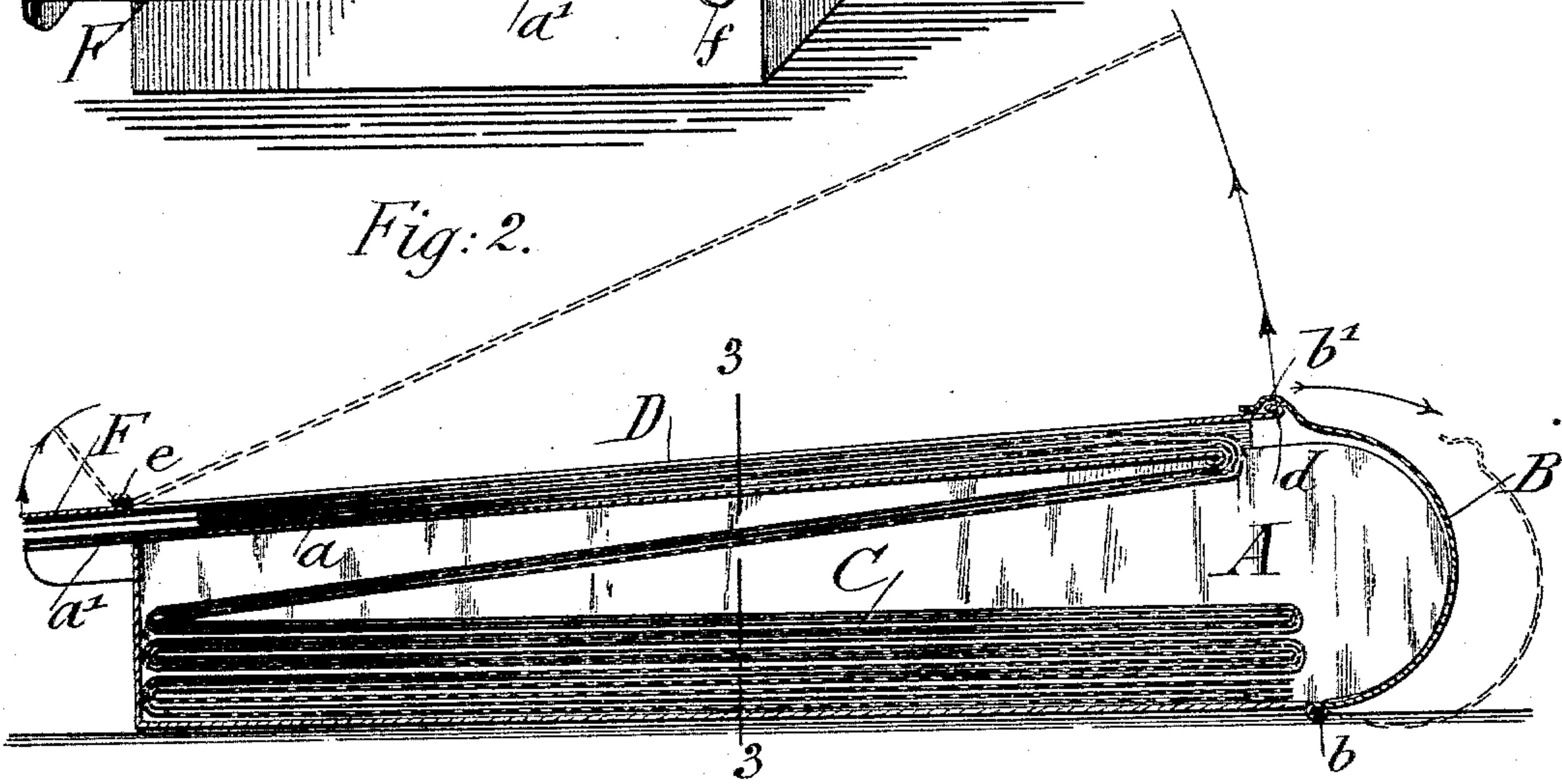
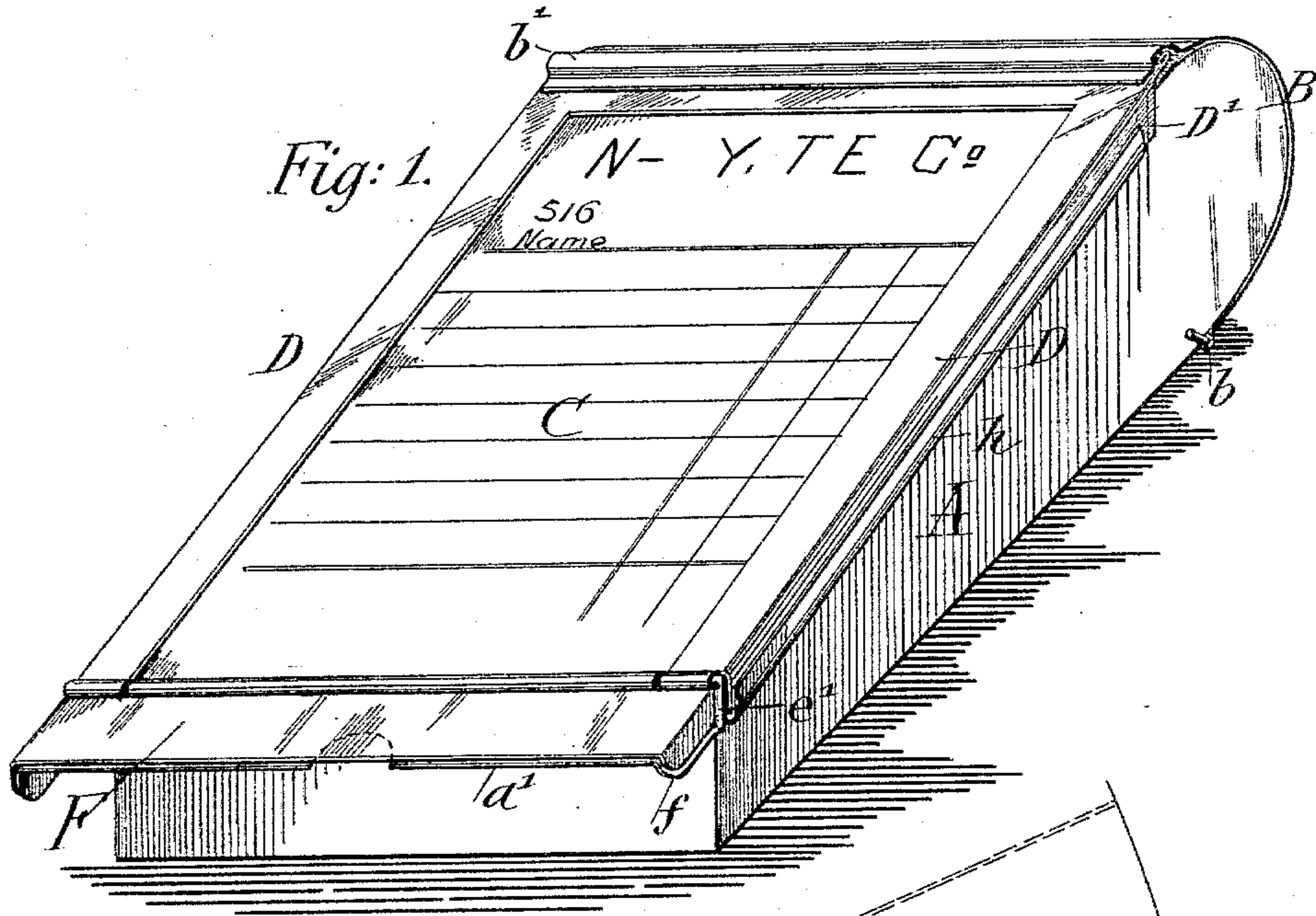


(No Model.)

W. H. BREAKSPEAR, O. SPANNAUS & C. WEISBECKER.  
SALES PAD.

No. 571,552.

Patented Nov. 17, 1896.



WITNESSES:  
*Geo. W. Jackel*

*Geo. W. Wheelock*

INVENTORS  
*William H. Breakspear,*  
*Otto Spannaus and*  
*Chas. Weisbecker*

BY  
*Charles R. Rogers*  
ATTORNEYS



# UNITED STATES PATENT OFFICE.

WILLIAM H. BREAKSPEAR, OTTO SPANNAUS, AND CHARLES WEISBECKER,  
OF NEW YORK, N. Y.

## SALES-PAD.

SPECIFICATION forming part of Letters Patent No. 571,552, dated November 17, 1896.

Application filed March 28, 1896. Serial No. 585,249. (No model.)

*To all whom it may concern:*

Be it known that we, WILLIAM H. BREAKSPEAR, OTTO SPANNAUS, and CHARLES WEISBECKER, citizens of the United States, residing in the city of New York, county and State of New York, have invented certain new and useful Improvements in Sales-Pads, of which the following is a specification.

This invention relates to a sales-pad in which a number of folded sales-strips are contained in a casing, over the top of which the sales-checks are led; and the object of the same is to provide a neat, simple, and conveniently-portable sales-pad to be furnished to each salesman and carried, if desired, in the pocket.

The invention consists of a casing provided with a hinged lid, a transverse hinge-rod at the top of the casing, a retaining-frame hinged on said rod, a ledge extension at the front end of the top of the casing, and a cutter also hinged on said hinge-rod and arranged above said ledge extension, as will be fully described hereinafter and then claimed.

In the accompanying drawings, Figure 1 is a perspective view of our improved sales-pad. Fig. 2 is a longitudinal section thereof; and Fig. 3 is a transverse section on line 3 3, Fig. 2.

Similar letters of reference indicate corresponding parts.

The casing A of the sales-pad is preferably made of sheet metal in oblong form and open at one end. Hinged to one end of the bottom of the casing at *b* is a curved lid B, having at its free edge a curved spring-lip *b'*, which, when sprung over a bead or rib *d* at the free end of an open retaining-frame D, holds both parts in fastened position, so that the contents of the casing cannot fall out. The retaining-frame D is hinged at that end of the top *a* of the casing which is diagonally opposite to the hinge *b* of the lid B, the hinge connection being made by forming eyes in the side bars of the retaining-frame and arranging them upon the hinge-rod *e*, which extends over the top of the casing and is provided with downturned ends *e'*, soldered or otherwise suitably secured to the side walls of the casing. The retaining-frame is formed of two side strips and an end strip, so that

an enlarged oblong opening is formed enabling the sales-checks, which are led between the retaining-frame and the top of the casing, to be written upon. The transverse cutter F is also hinged to the hinge-rod *e*, so as to extend in advance of the retaining-frame over the ledge or support *a'*, forming an extension of the top of the casing. For holding the cutter down upon the ledge *a'* it is formed at each end with downturned friction-pieces *f*, that engage with the side portions of the ledge.

As the casing is made flat and comparatively small, it is necessary that instead of rolls of paper, which are bulky, the sales-strips be arranged in some other form. To this end three sales-strips C are used, each containing the same number of sales-checks consecutively numbered and superposed, so that the correspondingly-numbered checks will register with one another. The strips are then folded at the division-line of the checks, so that the superposed checks will be arranged in alternate folds, the folded strips being then placed in the casing, while those sales-checks which are at the ends of the strips are led over the rear edge of and onto the top of the casing, their free ends being drawn under the hinge-rod *e*, so that the salesman can pull them out. Two sheets of carbon-paper *g* are led over the top of the casing and arranged intermediately of the exposed sales-checks, they being held in position by clamping their ends by means of the side flanges D' of the retaining-frame in the pockets *h*, arranged on the opposite sides of the casing. By arranging the sales-strips in alternate folds they can always be drawn out of the casing with the sales-checks in register after the exposed sales-checks have been filled out with the amounts of the sale.

As the lid and retaining-frame open in opposite directions, their free ends can be readily formed into a fastening device, whereby both are held secure, while this manner of hinging the retaining-frame also enables the outer sales-checks to be quickly and conveniently placed upon the top of the casing.

Having thus described our invention, we claim as new and desire to secure by Letters Patent—

A sales-pad, consisting of a casing provided with a hinged lid, a transverse hinge-rod at the top of the casing, a retaining-frame hinged on said rod, a ledge extension at the front  
5 end of the top of the casing, and a cutter also hinged on said hinge-rod and arranged above said ledge extension, substantially as set forth.

In testimony that we claim the foregoing as

our invention we have signed our names in presence of two subscribing witnesses.

WILLIAM H. BREAKSPEAR.

OTTO SPANNAUS.

CHARLES WEISBECKER.

Witnesses:

PAUL GOEPEL,

GEO. L. WHEELLOCK.