

(No Model.)

A. O. BUCKIUS.
LID FOR CAR AXLE BOXES.

No. 571,299.

Patented Nov. 10, 1896.

Fig. 1.

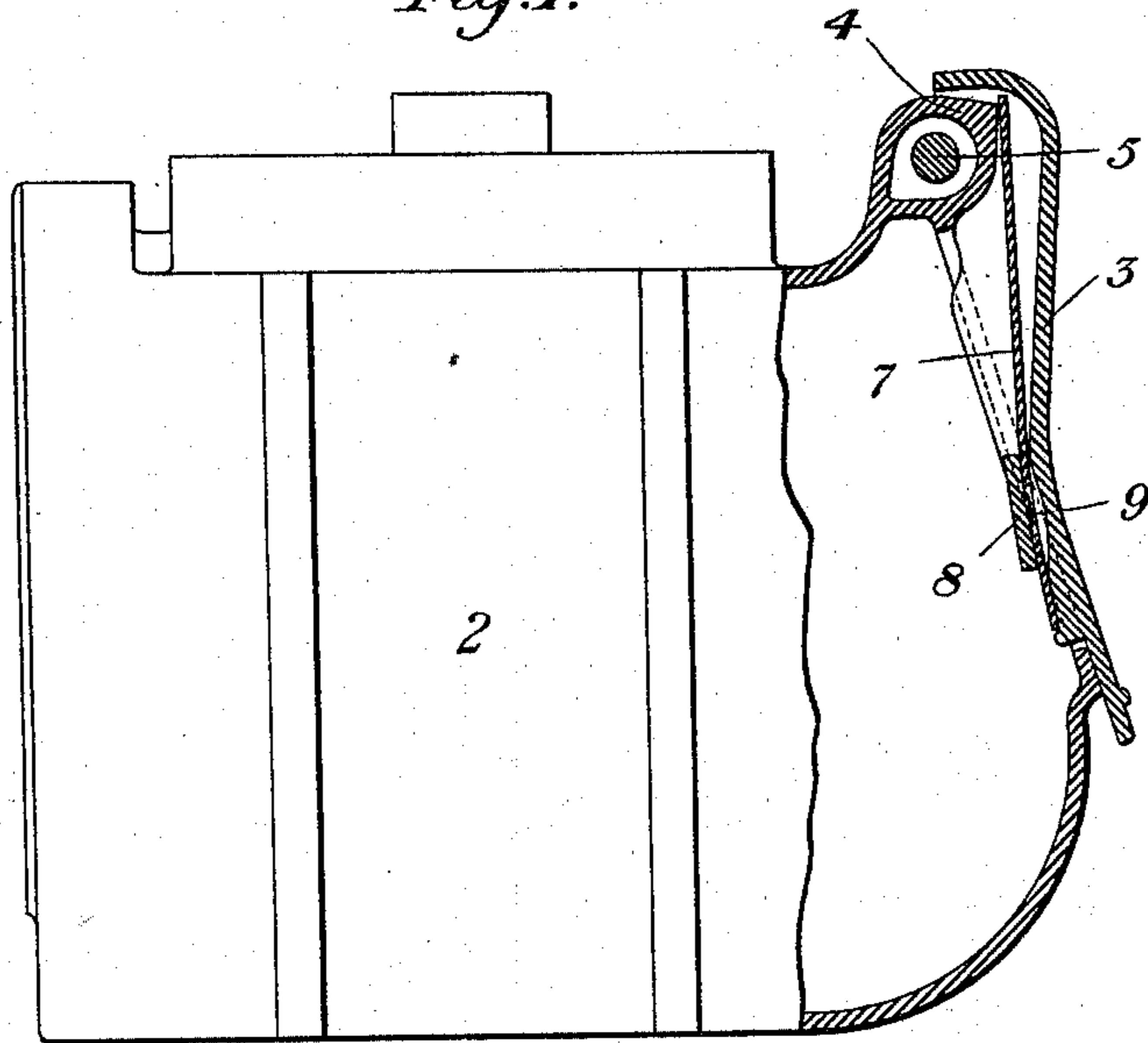


Fig. 2.

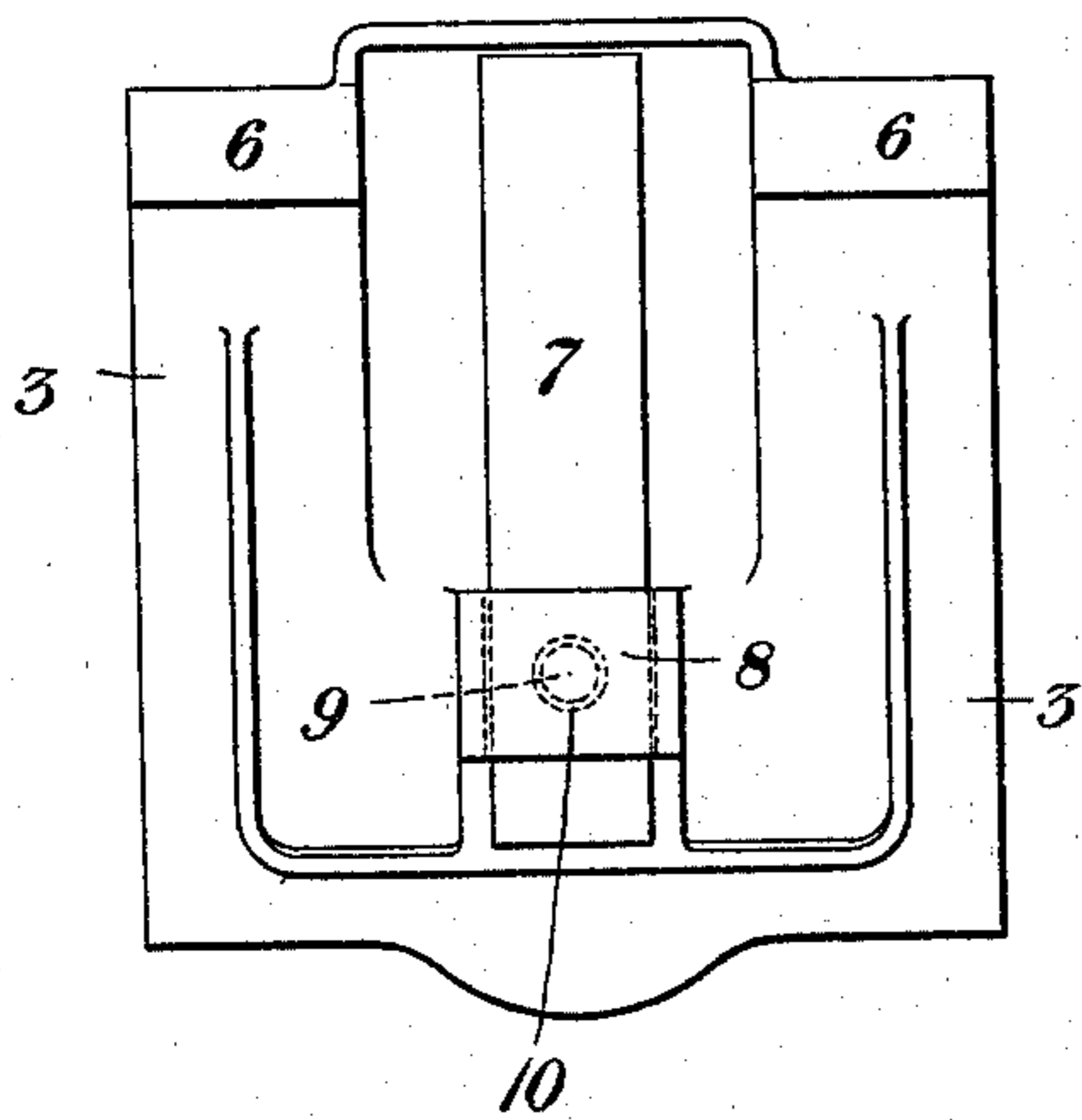


Fig. 3.

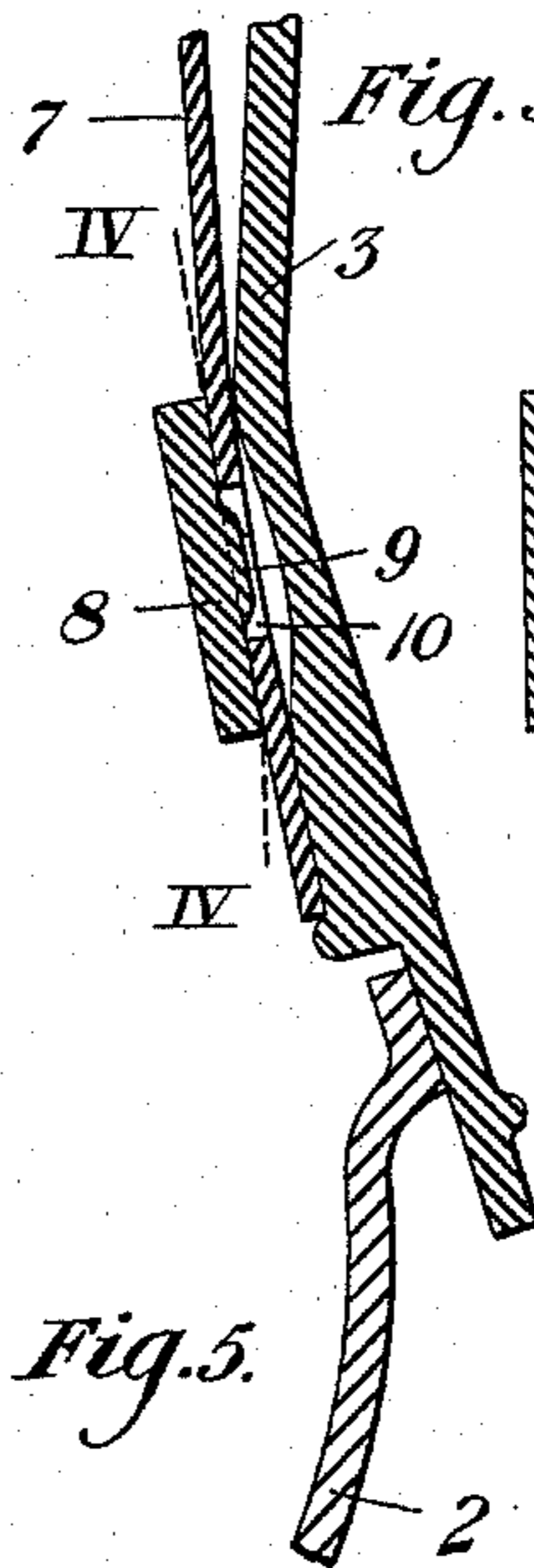


Fig. 4.

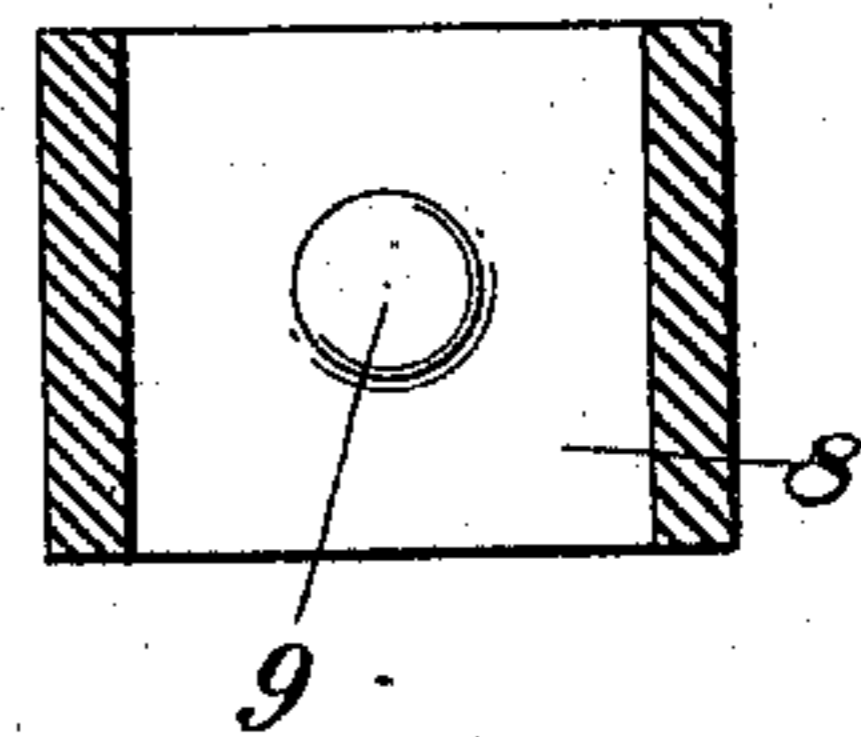



Fig. 5.



WITNESSES

Thomas W. Baxendell
Clayton Mark

INVENTOR

Albert O. Buckius

UNITED STATES PATENT OFFICE.

ALBERT O. BUCKIUS, OF CHICAGO, ILLINOIS, ASSIGNOR TO THE NATIONAL MALLEABLE CASTINGS COMPANY, OF CLEVELAND, OHIO.

LID FOR CAR-AXLE BOXES.

SPECIFICATION forming part of Letters Patent No. 571,299, dated November 10, 1896.

Application filed April 4, 1896. Serial No. 586,177. (No model.)

To all whom it may concern:

Be it known that I, ALBERT O. BUCKIUS, of Chicago, in the county of Cook and State of Illinois, have invented a new and useful
5 Improvement in Lids for Car-Axle Boxes, of which the following is a full, clear, and exact description, reference being had to the accompanying drawings, forming part of this specification, in which—

10 Figure 1 is a side elevation, partly broken away, showing in section the features of improvement embodied in my invention. Fig. 2 is a view in elevation of the inside of the lid. Fig. 3 is a partial sectional view, on an
15 enlarged scale, showing the method of securing the leaf-spring in position; and Fig. 4 is a sectional view on the line IV IV of Fig. 3. Fig. 5 is a perspective view of the leaf-spring.

The object of my invention is to provide
20 simple and efficient means by which springs may be applied to lids of car-axle boxes without need of perforating the lid, so as to expose the interior of the box to dust or of forming external protuberances upon the surface
25 of the lid.

In the drawings, 2 represents the axle-box, which may be of any suitable construction.

The lid 3 is pivoted to a cam-shoulder 4 by means of a pivot-bolt and hinge-eyes 5 6.

30 7 is the leaf-spring by which the lid is held to the seat on the box, and which when in use bears at one end upon the cam-shoulder of the box, and at the other end is secured to the inner surface of the lid.

35 My invention relates to the manner of securing the spring to the lid. For this purpose I cast on the inner side of the lid a bridge or pocket 8, which is open at the ends to permit easy insertion of the spring lengthwise,
40 and which has an internal projection or teat 9. The spring is formed with a hole or re-

cess 10, adapted to fit said projection. In applying the spring to the lid it is inserted lengthwise under the bridge or pocket, and when the hole comes up opposite to the pro- 45
jection it springs thereonto. The base of the pocket or the portion of the lid under the bridge is dished somewhat in order that the front end of the spring may pass the projection when the spring is inserted, but that 50
some tension may be put upon it, so that when the hole reaches the projection such tension will cause the spring to engage with the projection, which will hold it so that it shall not be liable to be displaced endwise. 55
In case the spring should break, the parts remaining under the bridge or pocket may be driven out and a new spring inserted.

The construction is simple and efficient. The lid of the box does not need to be per- 60
forated, no rivets are employed, its exterior is unmarred by any projections, and the device is of such nature as to hold the spring securely.

I claim—

1. A lid for car-axle boxes, having on its 65
inner face a bridge or pocket, with an internal projection, and a leaf-spring having a hole or recess adapted to engage therewith; substantially as described.

2. A lid for car-axle boxes having on its 70
inner face a bridge or pocket, with an internal projection, and a leaf-spring having a hole or recess adapted to engage therewith, the space under the bridge or projection being 75
dished or curved; substantially as described.

In testimony whereof I have hereunto set my hand.

ALBERT O. BUCKIUS.

Witnesses:

THOMAS W. BAKEWELL,
CLAYTON MARK.