

(No Model.)

G. LOWTHER.
TRAVELING BAG.

No. 570,809.

Patented Nov. 3, 1896.

Fig. 1.

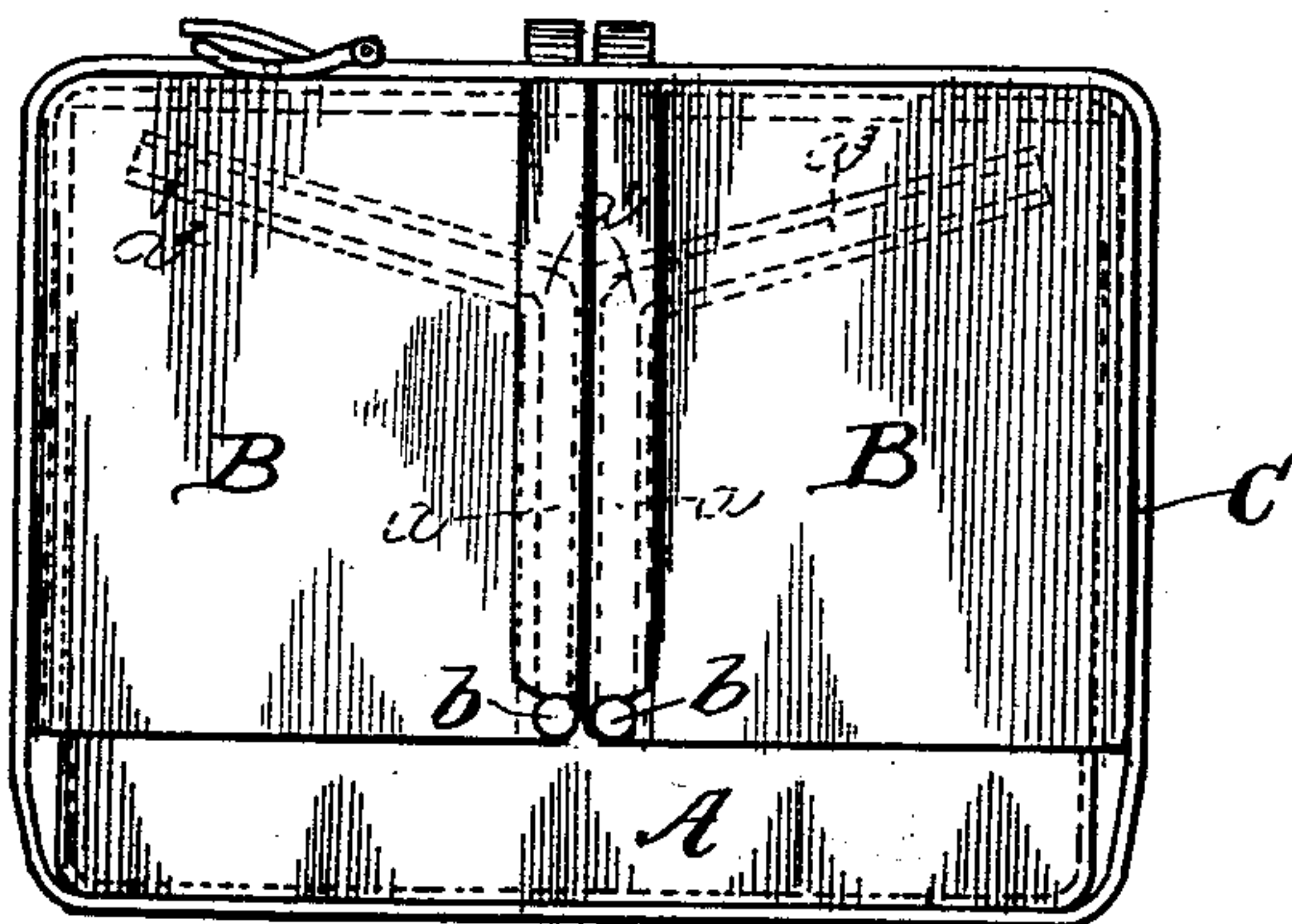


Fig. 2.

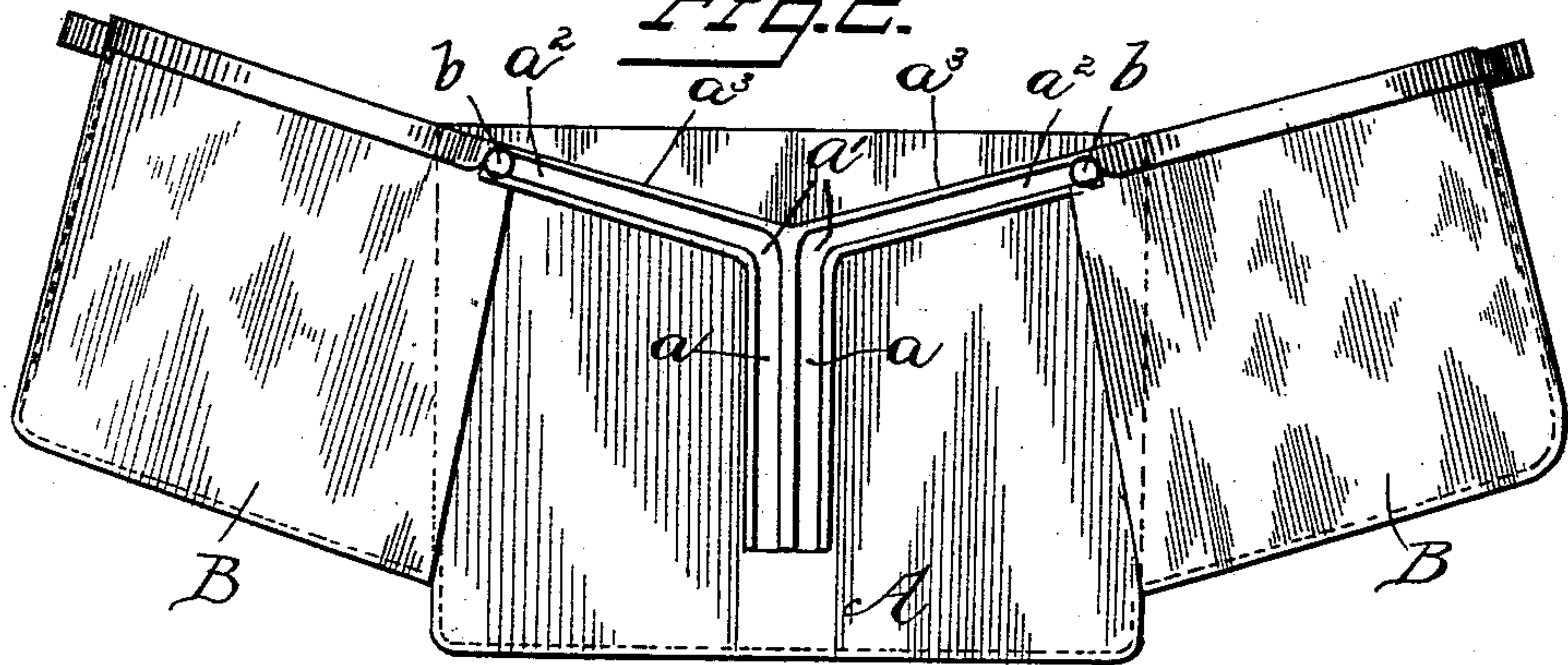
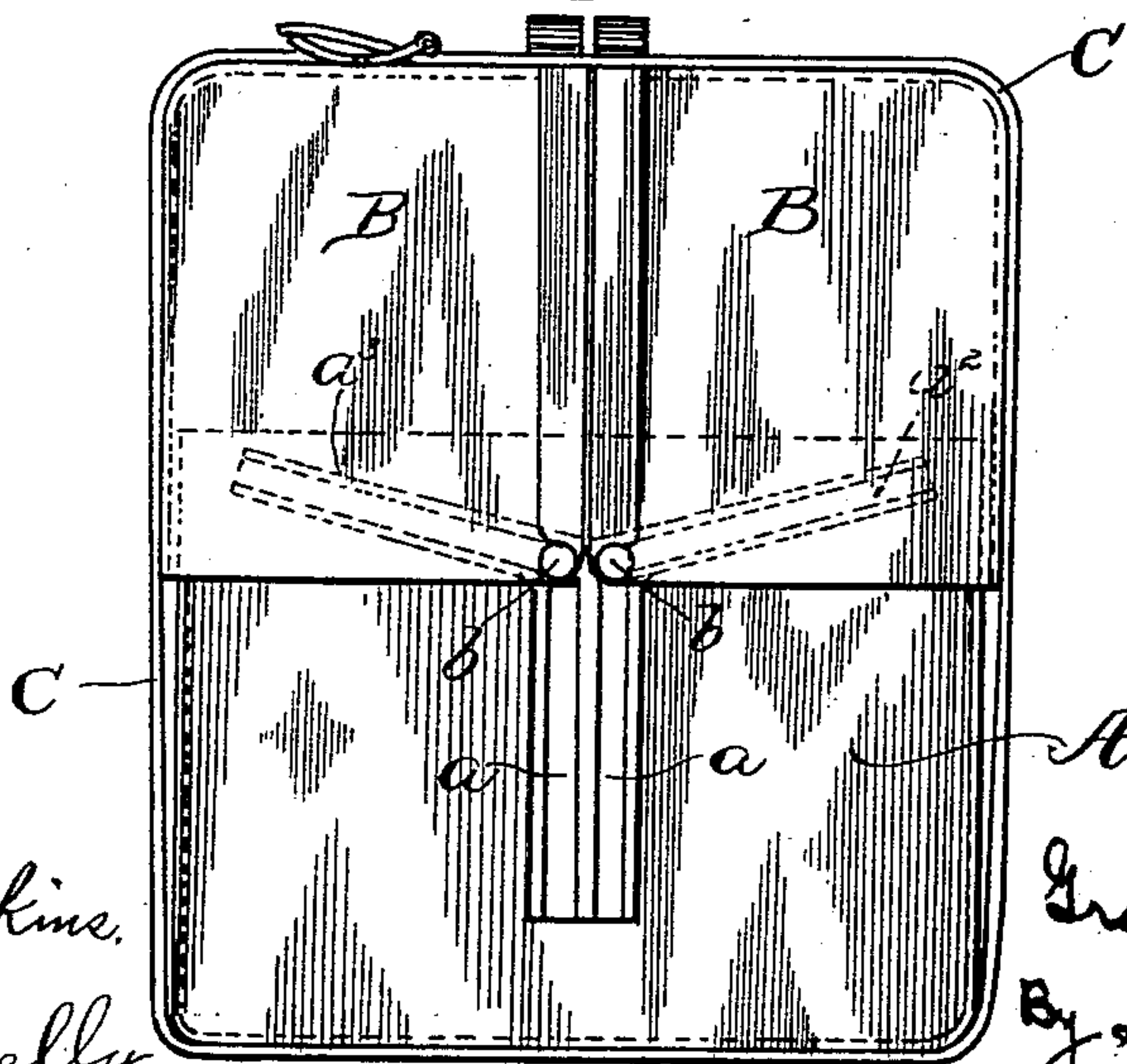


Fig. 3.



WITNESSES:

Albert Popkins.

M. A. Kelly.

INVENTOR

Granville Lowther

By Spule & Co.

Attys

UNITED STATES PATENT OFFICE.

GRANVILLE LOWTHER, OF WINFIELD, KANSAS.

TRAVELING-BAG.

SPECIFICATION forming part of Letters Patent No. 570,809, dated November 3, 1896.

Application filed March 30, 1896. Serial No. 585,324. (No model.)

To all whom it may concern:

Be it known that I, GRANVILLE LOWTHER, a citizen of the United States, residing at Winfield, in the county of Cowley and State of Kansas, have invented certain new and useful Improvements in Traveling-Bags; and I do declare the following to be a full, clear, and exact description of the invention, such as will enable others skilled in the art to which it appertains to make and use the same, reference being had to the accompanying drawings, and to the letters of reference marked thereon, which form a part of this specification.

15 This invention relates to traveling-bags.

The object of the invention is to provide a traveling-bag which shall have all the advantages of the ordinary bag and also of a telescope-bag, whereby the capacity of the bag may be changed at will, the interior rendered easy of access, and the necessity for exposing the entire contents of the bag in opening, as in the case of the telescope-bag, avoided.

25 With this object in view the invention consists, essentially, of a traveling-bag composed of two parts, the main or lower part being provided with grooves or ways extending upward from a point near its bottom and the upper part or cover being made in sections, the sections having projections entering the grooves in the main or bottom portion, whereby the upper portion or top may be raised or lowered to increase or diminish the capacity of the bag and whereby the sections may be swung to expose a part or the whole of the interior of the bag.

Further, the invention consists of a traveling-bag composed of a lower or main portion provided at each end with grooves extending upward from a point near the bottom for a distance and then in a direction toward the sides of the bag, a sectional top, and projections from the sections entering the grooves in the main portion.

45 The invention is illustrated in the accompanying drawings, in which—

Figure 1 is a side elevation of a bag constructed in accordance with my invention, the parts being shown in position to give the smallest possible capacity to the bag and the grooves in the lower or main portion being shown in dotted lines. Fig. 2 is a side view

of the bag, showing the parts of the top or upper portion swung back to expose the interior of the bag; and Fig. 3 is a side view of the bag, showing the parts arranged to give the greatest capacity to the bag and showing in dotted lines the upper portion of the grooves in the lower or main portion of the bag.

In the drawings, A represents the main or lower portion of the bag, which may be composed of leather, canvas, or other suitable material. The lower or main portion is provided at each end with two grooves *a a*, which extend upward from a point near the bottom of the bag to a point *a'*, where the grooves diverge and extend to points near the respective edges of the bag.

The grooves may be formed in any suitable way, and I preferably utilize two plates *a²* and *a³*. The plates *a²* are preferably rigidly attached to the sides of the bag beneath the leather or other material forming the outside of the bag. The plates *a³* have the grooves *a* formed therein, and the edges of the grooves overhang, forming partially-covered ways. The plates *a²* and *a³* are so arranged in reference to each other that the inner faces of the grooves are formed by the plates *a²*.

The upper portion or top of the bag is made in two sections B B of a size, when placed in the positions shown in Fig. 1 and 3 of the drawings, to have their edges meet and at the same time to inclose the lower or main portion of the bag. Each of the sections B B is provided at each end at points which, when the bag is closed, are the inner lower corners, with pins or projections *b*, having heads which enter the grooves *a a* in the lower main portion and rest beneath the overhanging edges of the plates *a³*.

When the parts are properly arranged, it will be seen that the sections forming the upper portion or top of the bag may be raised to any point up to the juncture of the vertical and transverse portions of the grooves to increase the capacity of the bag. When it is desired to open, either wholly or partly, one or both of the sections is moved to bring the pins or projections *b* to the upper outer edges of the grooves or ways *a*, when the section may be allowed to drop, the pins or projections forming a pivot upon which the sections may be moved.

The advantage of the bag over those of ordinary construction will be at once apparent to a person familiar with the use of such articles, as it will be seen that the bag may be
5 cheaply and at the same time substantially constructed, and that all the advantages of a telescoping bag as to change of capacity and all the advantages of an ordinary traveling-bag as to ease of access to a whole or part of
10 the interior are secured.

The parts of the bag may be retained in a closed position by suitable straps C, passing around the parts of which the bag is composed.

Having thus described my invention, what
15 I claim as new, and desire to secure by Letters Patent, is—

1. A traveling-bag composed of a lower or main portion having grooves or ways in its
20 ends extending up from a point near the bottom, and a top or upper portion made in sections, the sections being provided with pins or projections entering the grooves, substantially as described.

2. A traveling-bag composed of a lower or
25 main portion having grooves extending up-

ward from a point near the bottom thereof then diverging and extending to points near the upper outer edges of the lower or main portion, and a top or upper portion composed
30 of sections, the sections being provided at each end with pins or projections entering the grooves of the lower or main portion, substantially as described.

3. A traveling-bag composed of a lower or main portion having a plate attached to the
35 same beneath its outer covering, a second plate arranged outside the first, and provided with grooves having overhanging edges, an upper or top portion made in sections provided at each end, and at its lower inner
40 corner with pins or projections entering the grooves in the lower or main portion, substantially as described.

In testimony whereof I affix my signature in presence of two witnesses.

GRANVILLE LOWTHER.

Witnesses:

J. E. TORRANCE,
D. K. TORRANCE.