

(No Model.)

J. M. JOHNSTON.
BOUQUET HOLDER.

No. 568,114.

Patented Sept. 22, 1896.

Fig:1

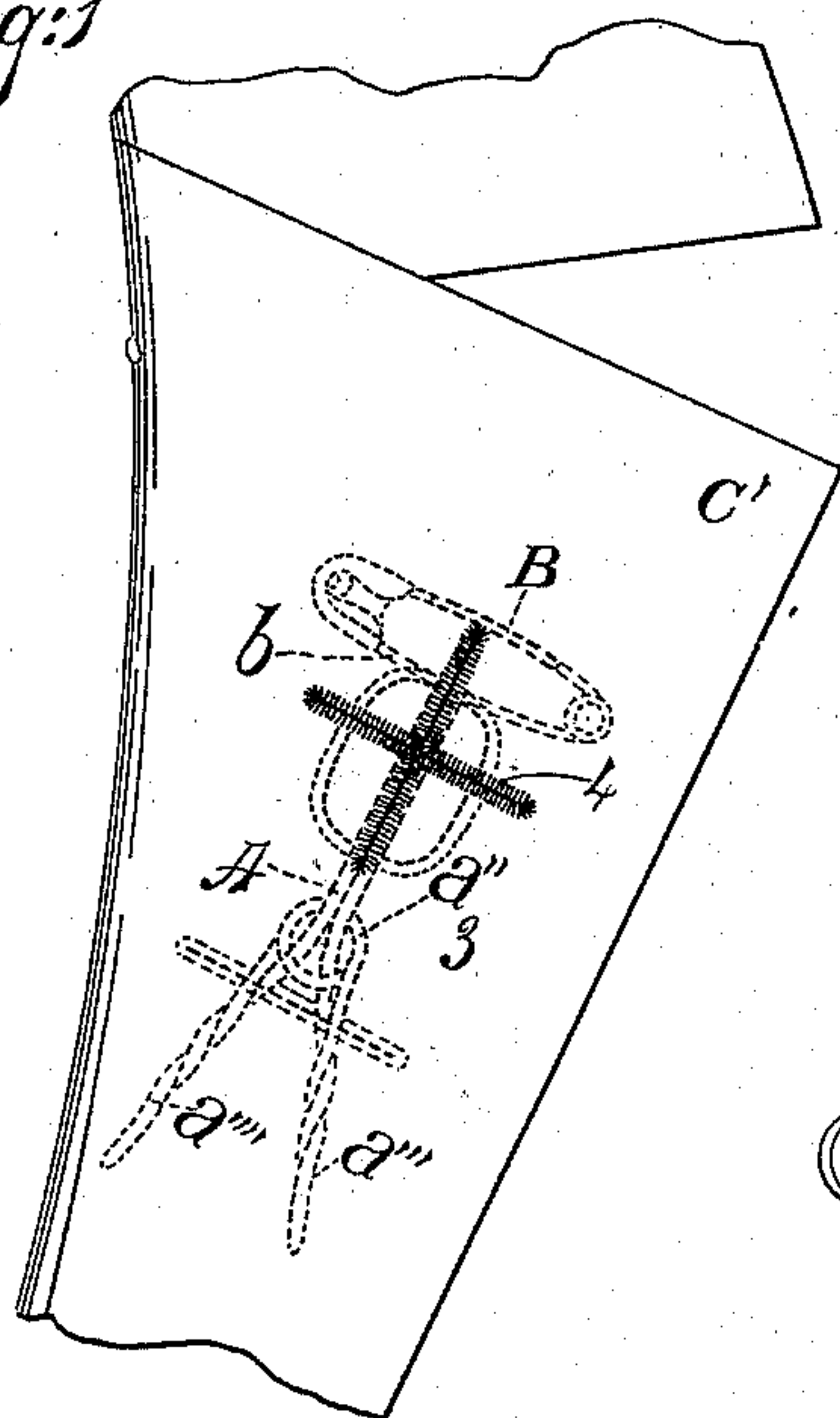


Fig:2

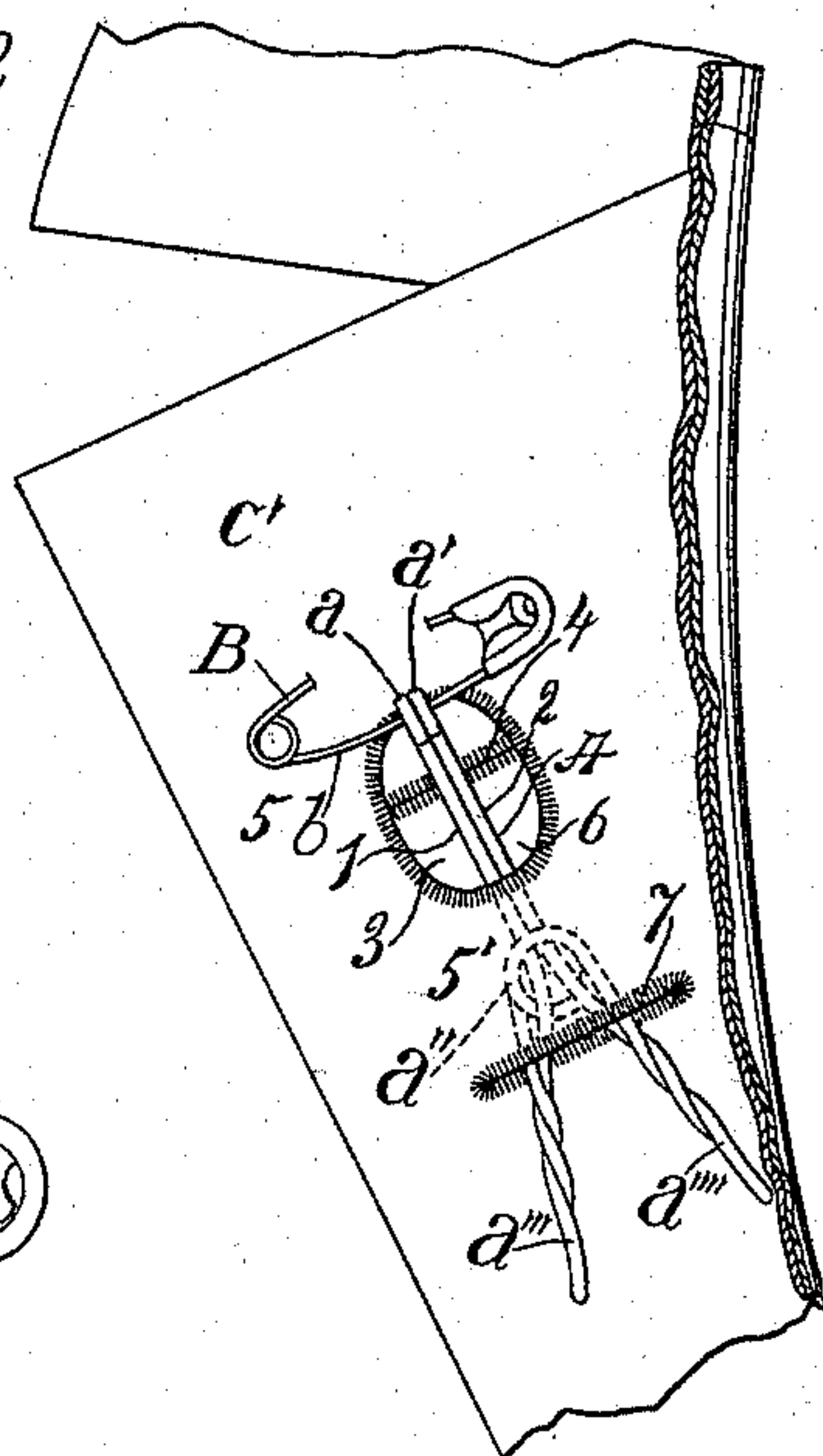


Fig:3

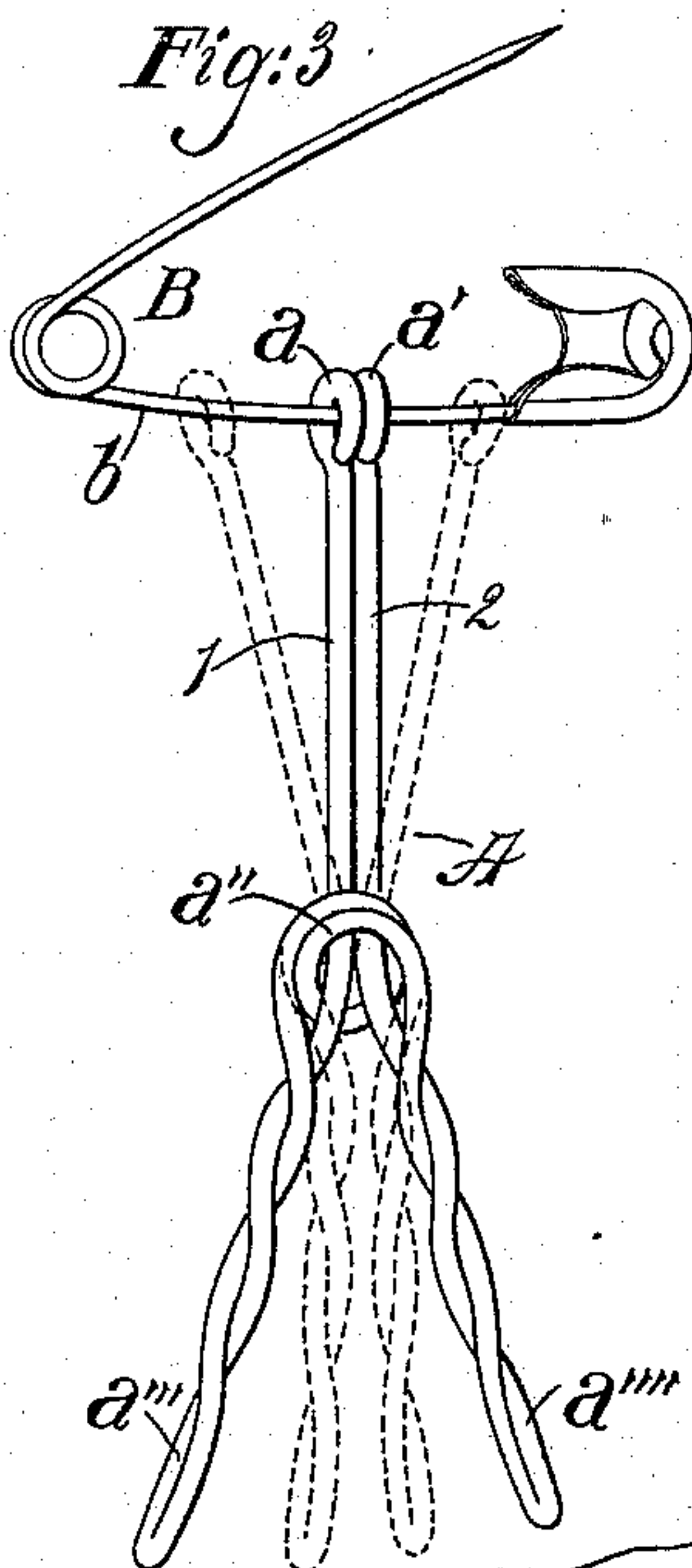


Fig:5



Fig:4

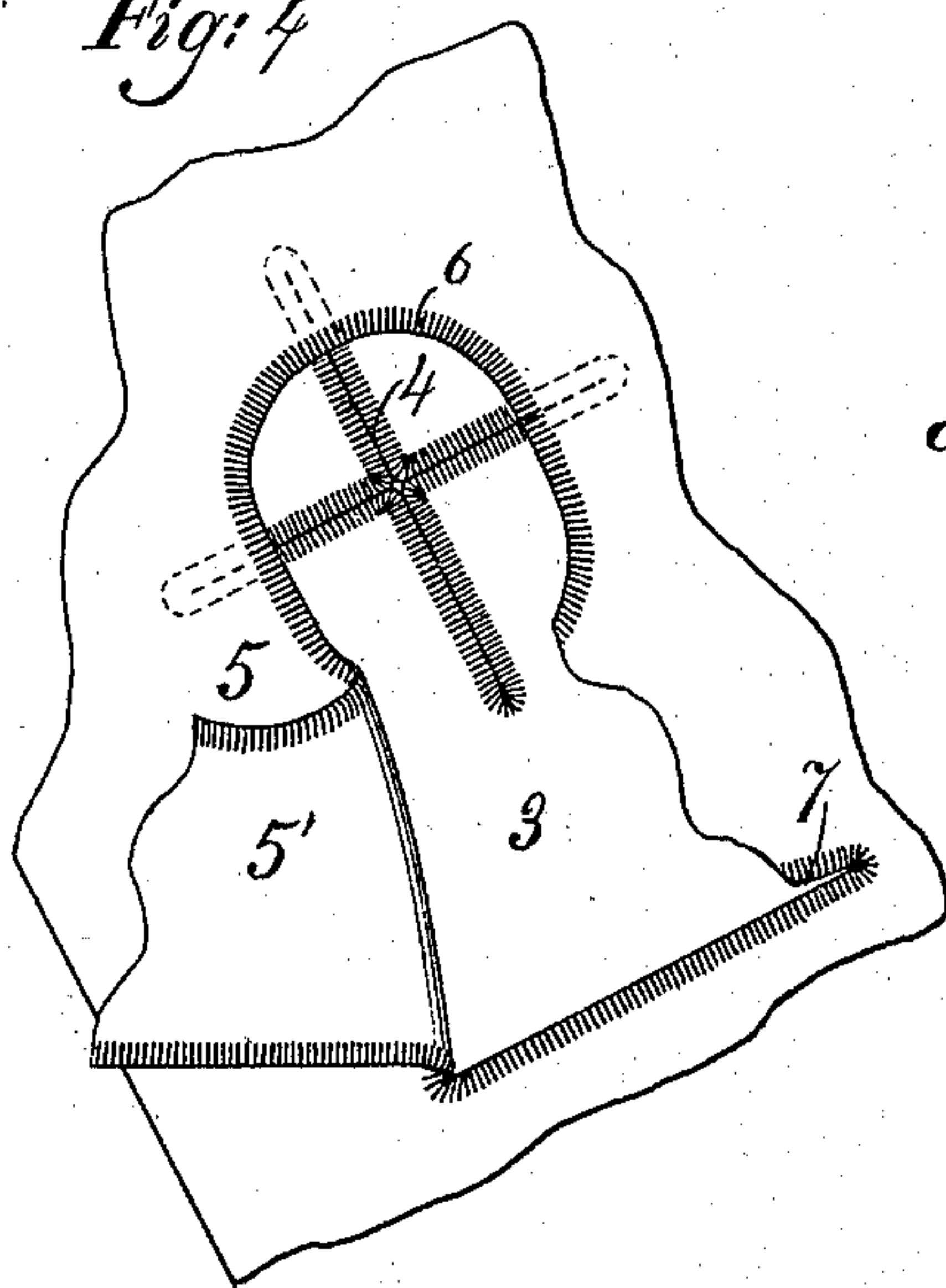
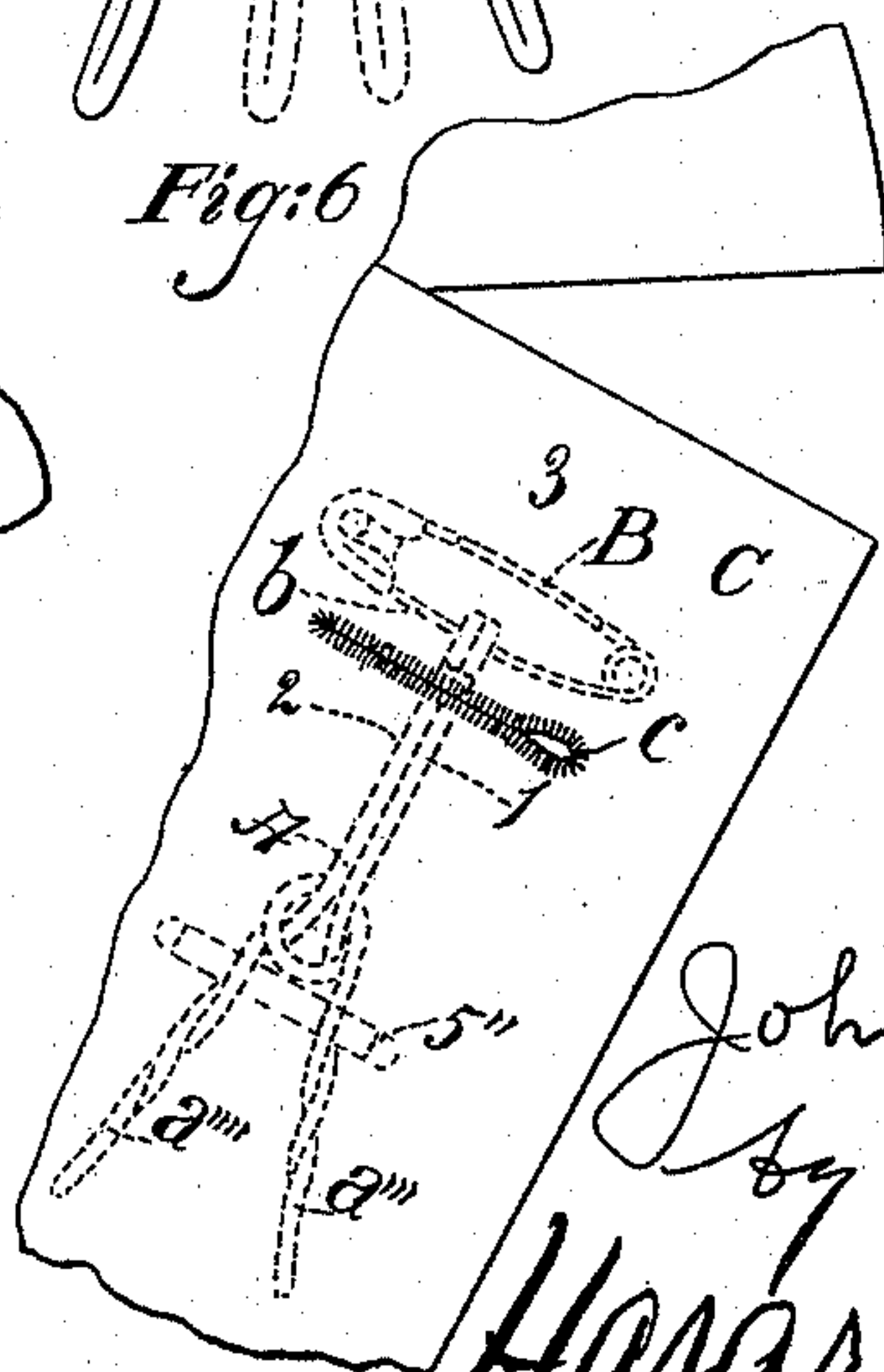


Fig:6



Witnesses:

F. P. Johnson.
Alfred J. Townsend.

Inventor:

John M. Johnston

by

Hazards Townsend
his atty

UNITED STATES PATENT OFFICE.

JOHN M. JOHNSTON, OF LOS ANGELES, CALIFORNIA.

BOUQUET-HOLDER.

SPECIFICATION forming part of Letters Patent No. 568,114, dated September 22, 1896.

Application filed April 23, 1896. Serial No. 588,706. (No model.)

To all whom it may concern:

Be it known that I, JOHN M. JOHNSTON, a citizen of the United States, residing at Los Angeles, in the county of Los Angeles and State of California, have invented a new and useful Bouquet-Holder, of which the following is a specification.

The object of my invention is to provide a simple, inexpensive, and very convenient appliance, which is adapted for wearing-apparel, to hold boutonnieres and other bouquets.

The accompanying drawings illustrate my invention.

Figure 1 is a front view of a coat-lapel provided with my invention. Dotted lines indicate portions of my invention which are obscured by the front layer of the fabric of the lapel. Fig. 2 is a view of the reverse side of a coat-lapel provided with my invention. Fig. 3 shows the clamp and fastener. Dotted lines show the position of parts when the clamp is open. Fig. 4 shows a detached fragment of the lapel, illustrating the preferred arrangement. Fig. 5 is a vertical section showing the bouquet-holder in use. Fig. 6 is a front view of a fragment of a coat-lapel with an ordinary buttonhole and having the fastener behind the same. Dotted lines indicate the position of the fastener at the back of the lapel.

My invention embraces a bouquet-holder comprising a spring-clamp A, having eyes *a* *a'* on its jaws, and an attaching-bar *b* passed through such eyes and provided with any suitable means for attachment to a garment.

The bouquet-holder clamp A which I have invented is composed of a spring-wire having an intermediate coil *a''* and two limbs formed in two loops *a'''* *a''''*, which are normally divergent, and with the terminals 1 2 of such limbs passed through the coil *a''* and extending therefrom opposite the loops *a'''* *a''''* to form the joints of the clamp, and each provided at its end with eyes *a* *a'*. The fastener which I preferably employ to fasten the clamp to the garment consists of a safety-pin B, having its body-wire *b* passed through the said eyes, whereby the joints of the clamp are slidingly attached to the said bar or body-wire *b*. This appliance can be attached on the under side of an ordinary coat-lapel C, the

safety-pin being fastened to the lapel C above the buttonhole *c*, thus to bring the jaws 1 2 of the clamp across the buttonhole. Then, to put a bouquet in place, the handles *a'''* *a''''* are pressed together, thus opening the jaws, and then the stem of the bouquet is inserted through the buttonhole and between the jaws. Then the jaws are allowed to spring together, and the bouquet is thereby securely held in place.

My invention comprises the combination, with the buttonhole-fastener above described, of a lapel of peculiar structure which I will now describe.

The bouquet-holder thus formed comprises a front layer 3 of fabric having a stem-receiving hole 4 of suitable form, a back layer of fabric 5, fastened to the front layer and provided with holes 6 7, respectively, for the jaws and handles of the clamp. The hole 6 for the jaws of the clamp is preferably of a circular form, as shown, and is arranged immediately behind the bouquet-stem hole 4, and such bouquet-stem hole is preferably in the form of a right-angle cross, thus to easily admit the stems of a bouquet of any desired size. The hole 7 for the handles of the clamp is a horizontal slit, made at the proper place beneath the hole 6, which is provided for the jaws, thus leaving a strap 5' between the hole 6 and the hole 7.

In practice the fastener is attached with the bar above the hole 4 for the stems, and the jaws are passed through the hole 6 and the handles through the hole 7 with the coil *a''* underneath the strap 5, whereby the clamp is held in the right position behind the hole 4 which is to receive the stem of the bouquet.

Instead of the strap 5, which is shown in Figs. 2 and 4, a strap may be sewed to the under side of the lapel, as indicated by dotted lines at 5'' in Fig. 6, thus to hold the handles of the clamp from swinging when the holder is not in use holding a bouquet.

While my invention is more particularly designed to be applied to the lapels of coats it is to be understood that the fastener or clamp is adapted to be applied to any part of the garment, or it may be fastened to any fabric, and the bouquet thus fastened in any position wherever desired.

The lapel or other part of the garment,

which is included in my invention, comprises the outer layer 3 of fabric, provided with the bouquet-stem-receiving hole of a cross form, and an inner layer of fabric 5, provided with a hole arranged behind the cross, conforming in size approximately to the size of the cross, and a hole arranged at a distance from the hole which is behind the cross to allow the handles of the clamp to be passed there-
 10 through, so that a securing-strap, such as 5', is left between the two holes, and the jaws and the handles are left free to be operated, while the clamp is securely held in place by the strap 5' and the bar b, which is fastened
 15 to the back layer of cloth, as set forth.

By the cross arrangement of the front hole I enable any one to insert the stem of the bouquet with much greater ease than with any other form of hole which will close neatly
 20 when the bouquet is not in place.

The intermediate coil a'' holds the limbs of the clamp in proper position and also provides a suitable spring for holding the jaws together. The limbs may be twisted, as at
 25 a''' a'''' , to form the handles, but, if desired, the handles may be of any other suitable form.

Now, having described my invention, what I claim as new, and desire to secure by Letters Patent, is—

30 1. A bouquet-holder comprising an attaching-bar provided with means for attachment to a garment; and a clamp composed of jaws connected together at one end by a spring and provided at their free ends with eyes arranged

on the bar to slide therealong toward and 35 from each other.

2. A bouquet-holder clamp composed of a spring-wire having an intermediate coil and its two limbs formed in two loops which are normally divergent, with the terminals of 40 such limbs passed through the coil and extending therefrom opposite the loops to form the jaws of the clamp, and each provided at its end with an eye.

3. A bouquet-holder comprising a clamp 45 composed of a spring-wire having an intermediate coil and its two limbs formed in two loops which are normally divergent, with the terminals of such limbs passed through the coil and extending therefrom opposite the 50 loops to form the jaws of the clamp and each provided at its end with an eye; and a safety-pin having its body-wire passed through the said eyes.

4. The combination of a front layer of fab- 55 ric having a stem-receiving hole; a back layer of fabric fastened to the front layer and provided with holes, respectively, for the jaws and handles of a clamp; a bar fastened to the fabric; and a clamp with handles arranged 60 through one of such holes and jaws arranged through the other of such holes and slidingly connected with said bar.

JOHN M. JOHNSTON.

Witnesses:

JAMES R. TOWNSEND,
 ALFRED I. TOWNSEND.