

(No Model.)

J. W. VOGT.
HAT BOX OR HOLDER.

No. 567,929.

Patented Sept. 15, 1896.

Fig. 1.

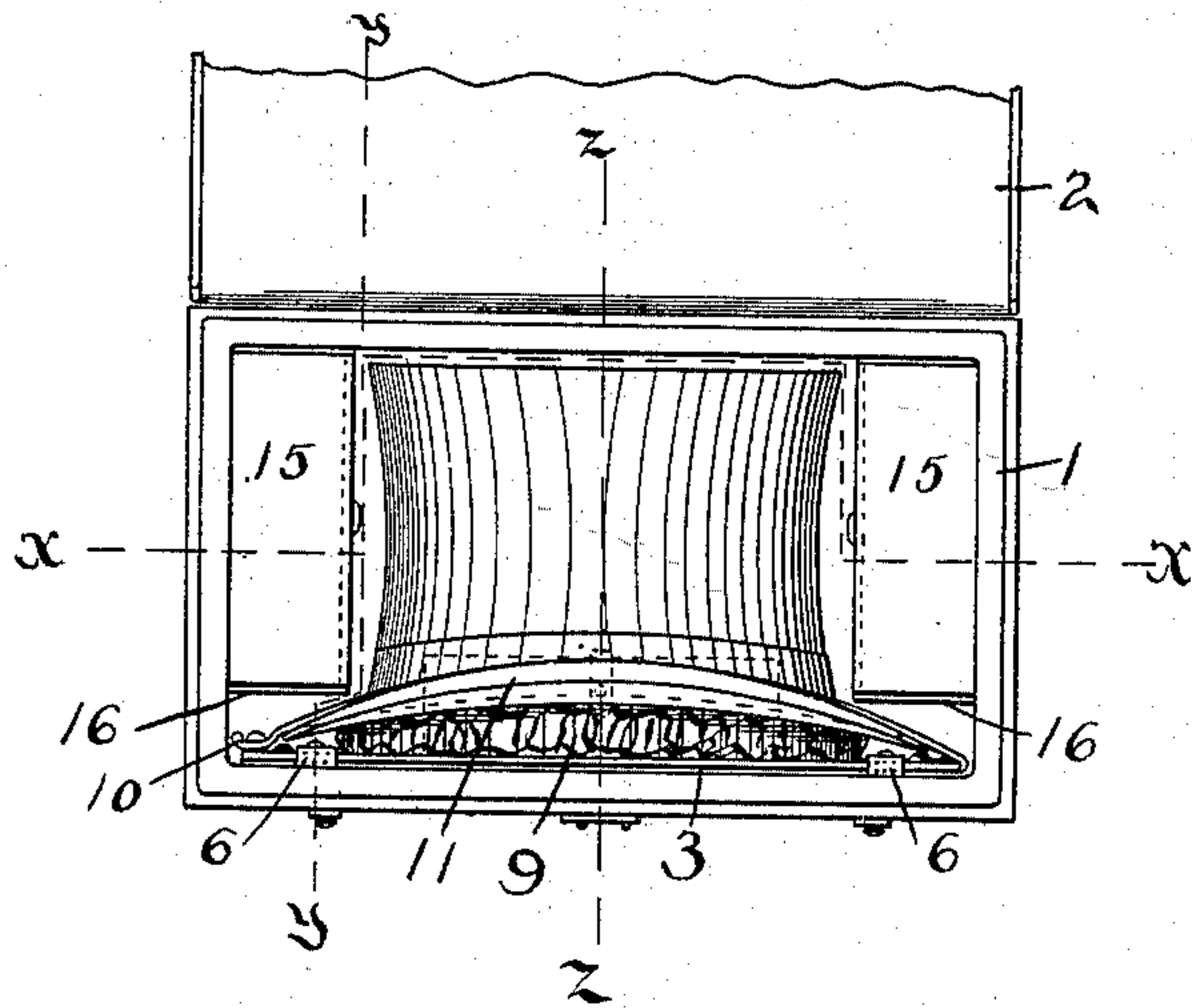


Fig. 4.

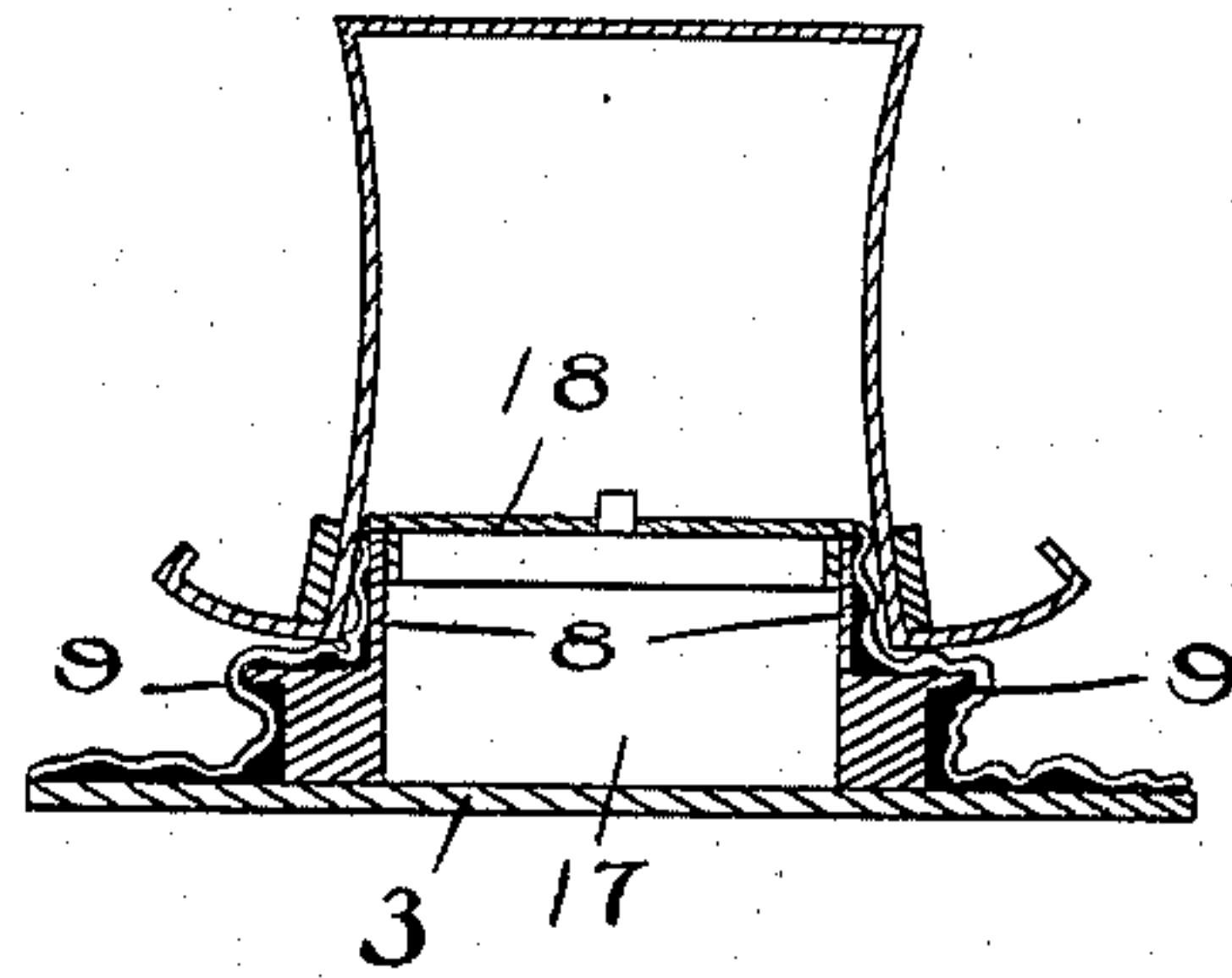


Fig. 2.

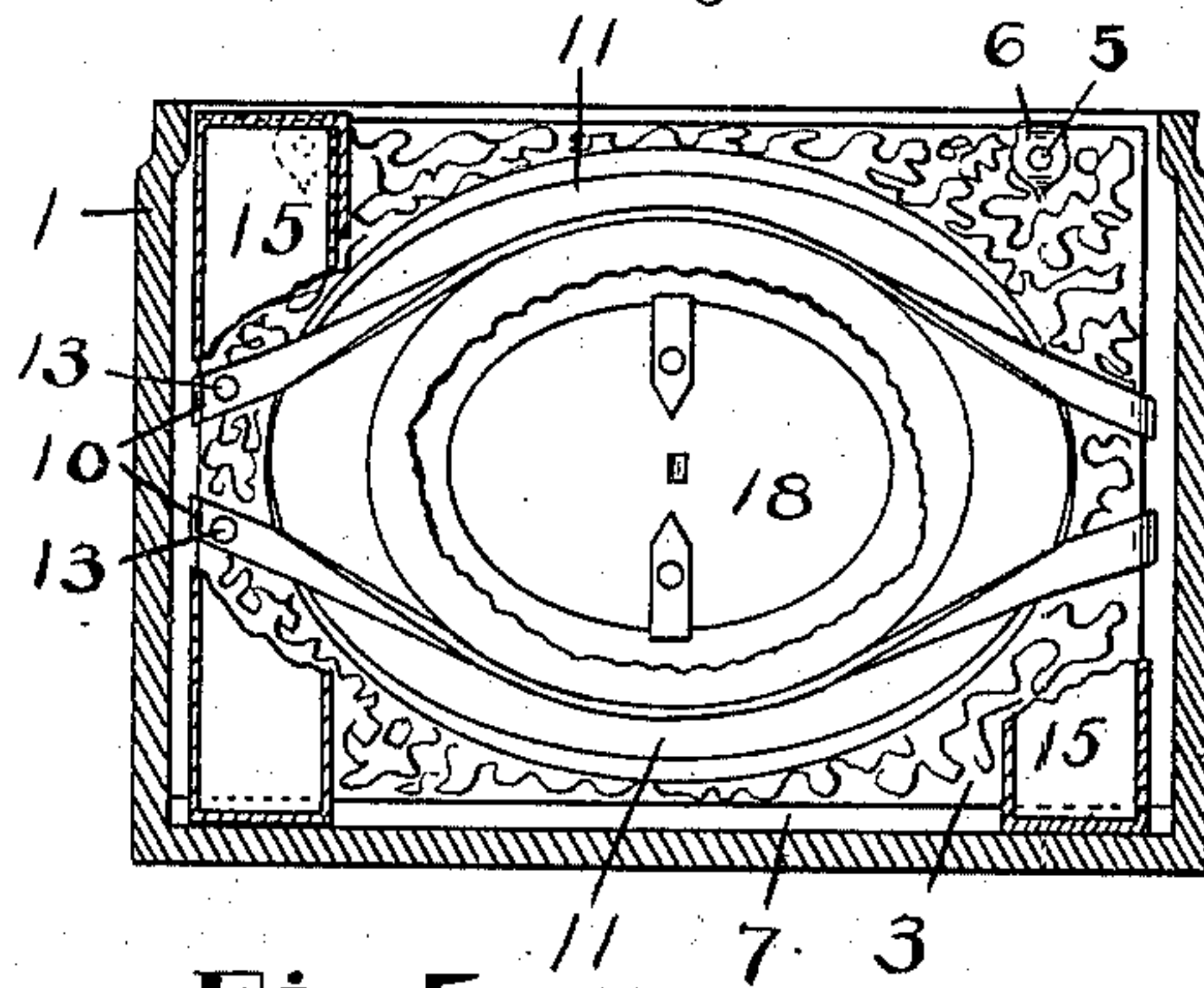


Fig. 3.

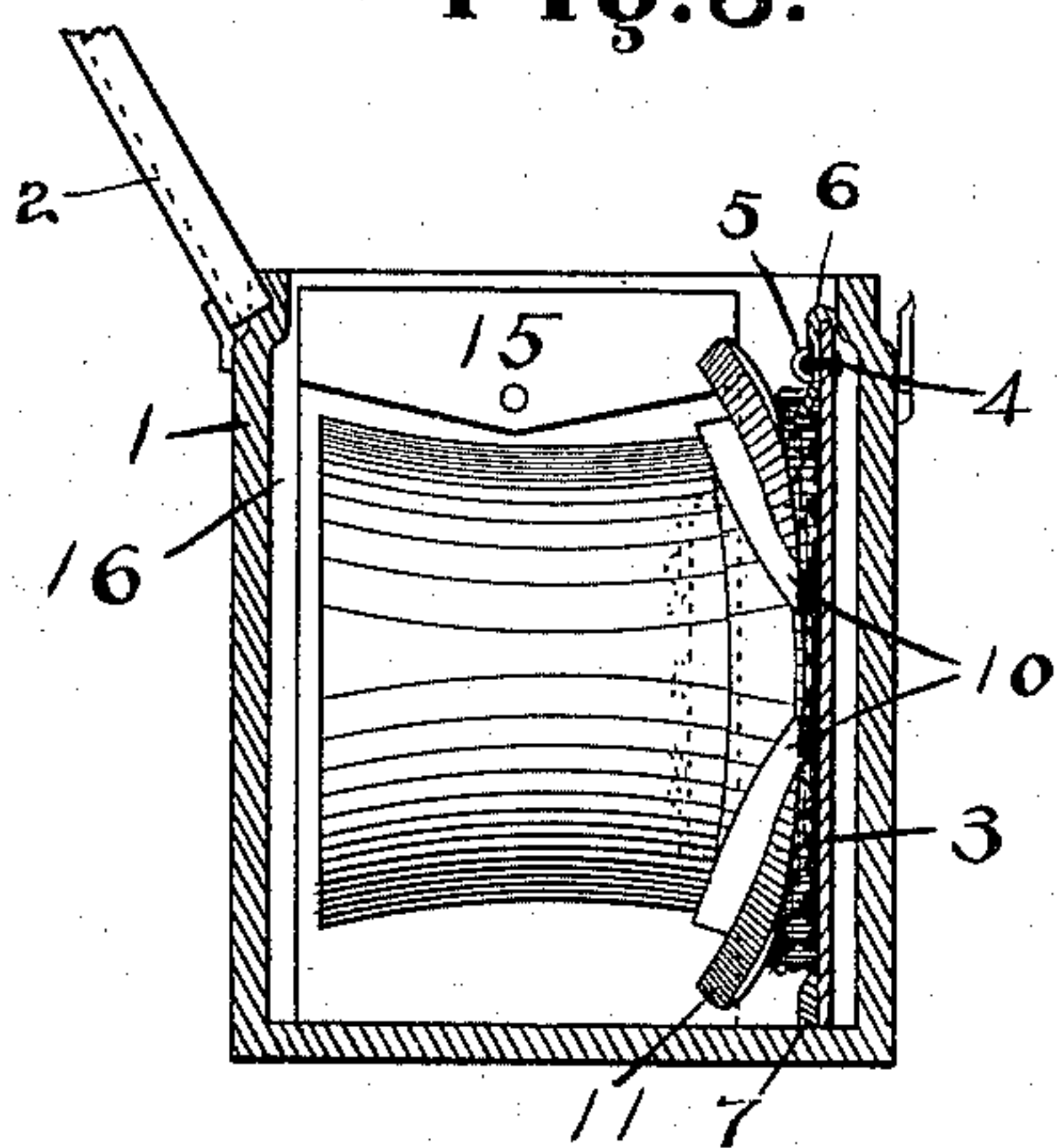
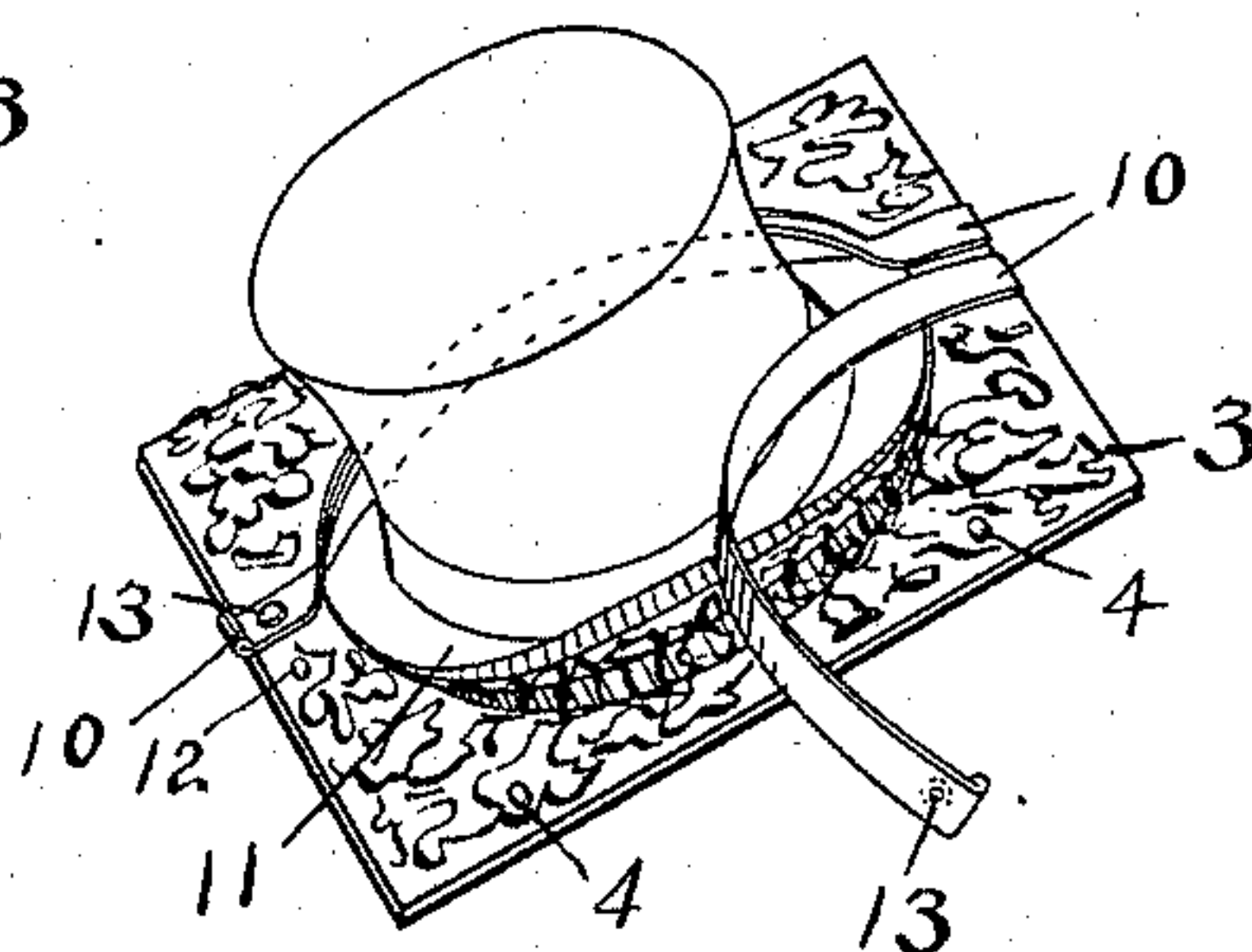


Fig. 5.



Witnesses,

Grace A. Roda
G. Willard Rich.

Inventor,

John W. Vogt
Church & Church
his attys.

UNITED STATES PATENT OFFICE.

JOHN W. VOGT, OF ROCHESTER, NEW YORK, ASSIGNOR TO HENRY LIKLY
& CO., OF SAME PLACE.

HAT BOX OR HOLDER.

SPECIFICATION forming part of Letters Patent No. 567,929, dated September 15, 1896.

Application filed March 30, 1896. Serial No. 585,438. (No model.)

To all whom it may concern:

Be it known that I, JOHN W. VOGT, of Rochester, in the county of Monroe and State of New York, have invented certain new and useful Improvements in Hat Boxes or Holders; and I do hereby declare the following to be a full, clear, and exact description of the same, reference being had to the accompanying drawings, forming a part of this specification, and to the reference-numerals marked thereon.

My present invention has for its object to provide an improved device for supporting and safely carrying hats, more particularly silk hats, which are liable to be damaged while being transported, said invention being applicable to trunks, boxes, or other suitable receptacles; and to these and other ends it consists in certain improvements and constructions of parts, all as will be hereinafter fully described, and the novel features pointed out in the claims at the end of this specification.

In the drawings, Figure 1 is a plan view of a hat box or receptacle provided with my improvements; Fig. 2, a sectional view on the line *xx* of Fig. 1; Fig. 3, a sectional view on the line *yy* of Fig. 1; Fig. 4, a sectional view on the line *zz* of Fig. 1; Fig. 5, a perspective view of the hat-supporting base removed, showing the manner of holding the hat in place.

Similar reference-numerals in the several figures indicate similar parts.

The principal object of my invention being to provide a support for the hat and a means for its attachment to said support, it is immaterial what form of receptacle or casing is provided, but in the present embodiment I have shown a box or receptacle 1 of suitable construction and provided with a hinged cover or lid 2. The support to which the hat is to be secured consists, in the present arrangement, of a board 3, removably secured in the box 1, on edge, by means of small detachable ball-and-socket glove-fasteners, the balls or male members 4 being on the face of the support 3, while the sockets or female members 5 are secured on small straps or tags 6 on the box, as shown in Fig. 2, and extending over the edge of the board or support. A

strip or ledge 7 at the bottom of the box holds the board against the front side and forms an open recess into and from which the edge can be slipped when the tags are disengaged.

The face of the support 3 is provided with the central projecting portion 8, adapted to project into the hat to be held and covered at the sides with a padding, preferably of crumpled plush or velvet, so as to receive hats differing slightly in size. At the sides of the base of the projection 8 are provided padded edges or brim-supports 9, curved to correspond approximately with the curve of the under side of the hat-brim and forming a reasonably soft and somewhat elastic support for the hat.

10 10 indicate the securing-straps, preferably of velvet, fastened at one end to the support 3, extending over the brim of the hat 11, then upon the projection 8 and around the sides of the crown, as shown, and attached to the board 3 by detachable securing devices, such as the ball-and-socket glove-fastening devices, 12 indicating the male members on the board and 13 the female members on the ends of the straps. These detachable fastenings could, of course, be varied as desired; but I prefer the ones described on account of their simplicity and cheapness.

By the employment of a hat-holding device on a removable support, such as the board 3, not only may said support be held in a box, as shown, for traveling without a trunk, but the same device could also be held in the hat-tray of a trunk, if desired, and further, supports adapted for hats having brims varying in shape are applicable to the same box or tray, although the form herein shown is capable of properly holding the ordinary styles at present.

In order that the space in the box or receptacle of the form shown beside the crown of the hat may be utilized, I provide two removable boxes or receptacles 15 15 for containing small articles and held in place by straps, bands, or similar devices 16, and I also form in the top of the central internal support 8 a receptacle 17 for small articles, having a hinged or detachable cover or lid 18, as indicated particularly in Figs. 2 and 4.

This device is simple and cheap in con-

struction and is found admirably adapted for the purpose intended, the support, with the hat on it, being readily removed and replaced when desired, and the hat may be safely carried without liability of damage or of ruffling the surface of a silk hat.

I claim as my invention—

1. In a hat-box, the combination with a receptacle having a guide or recess at one side, of the removable support entering said recess, detachable fastenings for securing the upper edge of the support to the receptacle, said support having upon it the projection for entering the hat, the brim-support around it, and holding-straps extending over the brim-support, substantially as described.

2. In a hat-box, the combination with the box or receptacle having a guide or recess at one side, of the removable support resting

against one side of the receptacle, the securing-straps on the box extending over the edge of the support and detachably connected to the latter, said support having the central projection adapted to enter a hat, a brim-support around it, and the securing-straps extending over the brim-support, substantially as described.

3. In a hat-holder, the combination with a support having the projection adapted to enter the hat, and a padded brim-support around it, of the holding-straps adapted to extend over the brim-support, and detachable fastenings between the ends of the straps and the main support, substantially as described.

JOHN W. VOGT.

Witnesses:

WILLIAM C. LIKLY,
F. F. CHURCH.