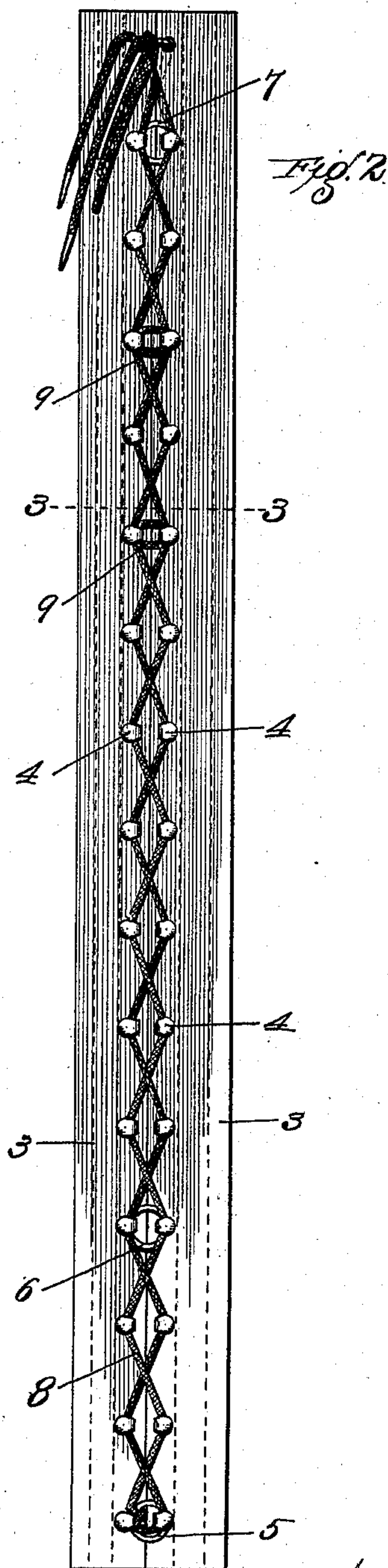
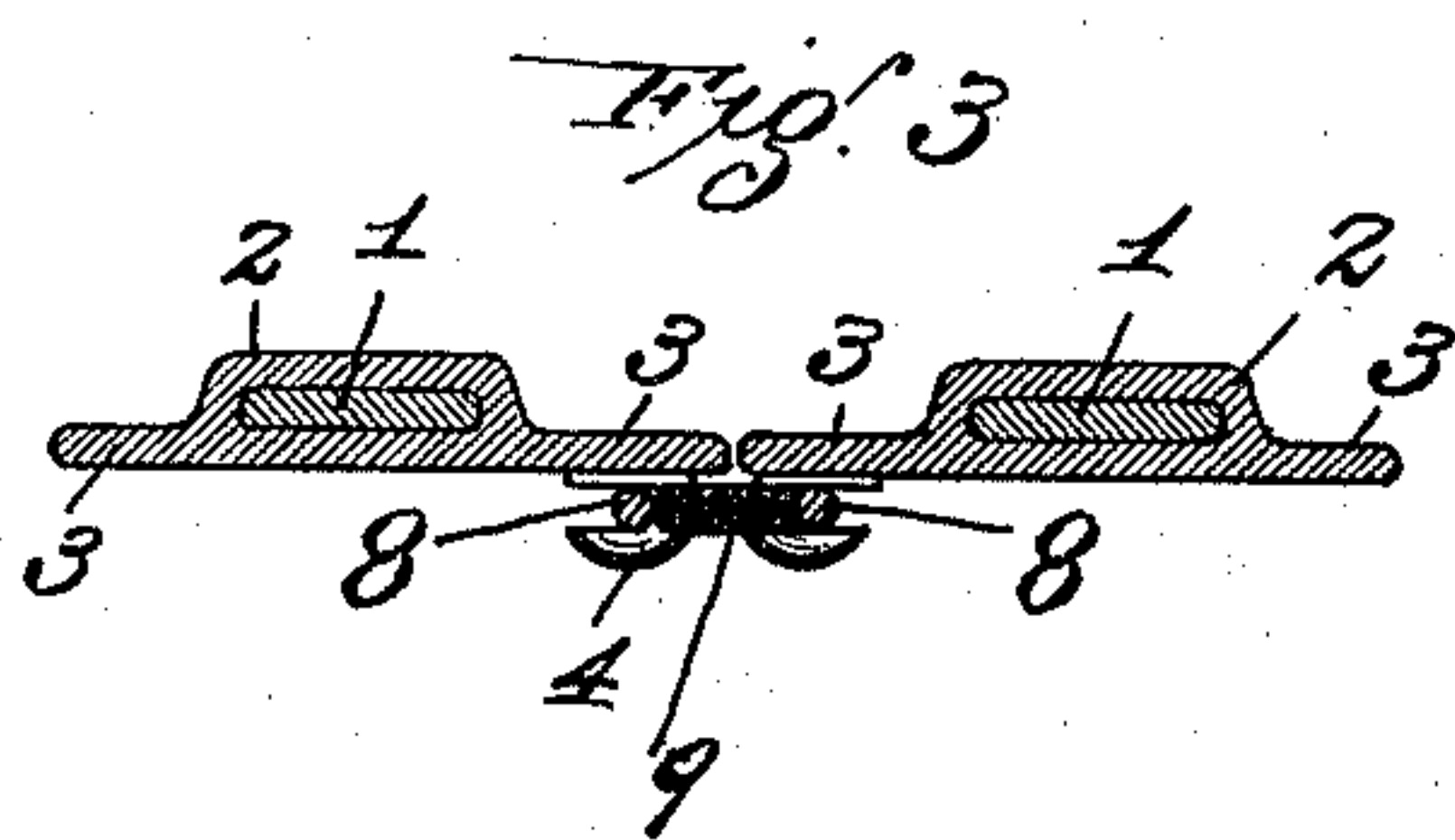
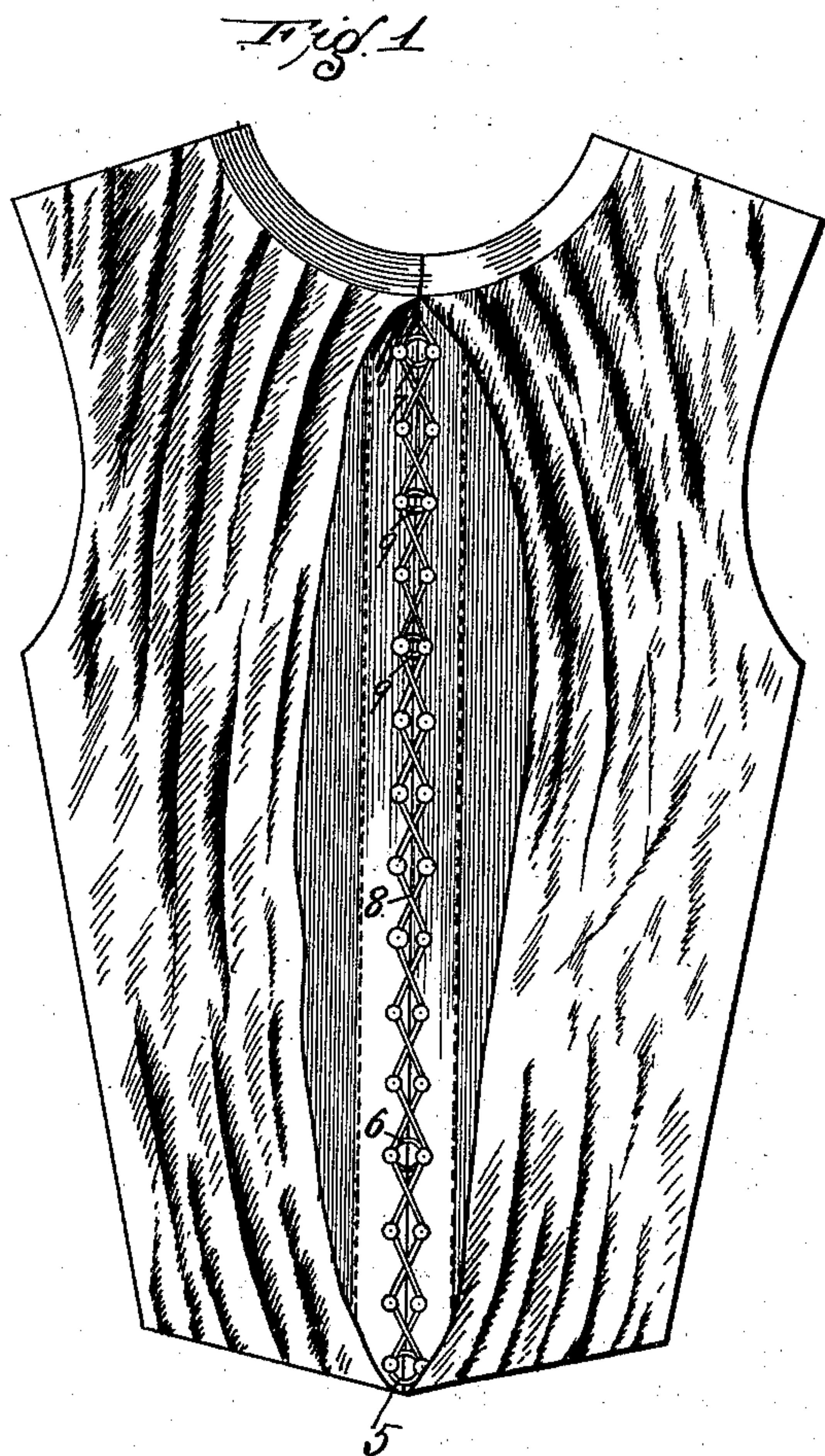


(No. Model.)

S. SPAUGH.
FASTENING FOR GARMENTS.

No. 567,843.

Patented Sept. 15, 1896.



Attest
John L. Timison
W. R. Smith.

Inventor
Sarah Spaulh.
By Higdon & Higdon & Pongden
Atty.

UNITED STATES PATENT OFFICE.

SARAH SPAUGH, OF ST. LOUIS, MISSOURI.

FASTENING FOR GARMENTS.

SPECIFICATION forming part of Letters Patent No. 567,843, dated September 15, 1896.

Application filed July 29, 1895. Serial No. 557,451. (No model.)

To all whom it may concern:

Be it known that I, SARAH SPAUGH, of the city of St. Louis, State of Missouri, have invented certain new and useful Improvements in a Fastening for Garments, of which the following is a full, clear, and exact description, reference being had to the accompanying drawings, forming a part hereof.

My invention relates to an improved fastening for garments; and it consists in the novel construction, combination, and arrangement of parts hereinafter described and claimed.

In the drawings, Figure 1 is a front view of a portion of a lady's waist, the same being provided with my improved fastening. Fig. 2 is a front elevation of my improved fastening, the same being detached from the garment. Fig. 3 is an enlarged cross-sectional view taken approximately on the indicated line 3 3 of Fig. 2.

Referring by numerals to the accompanying drawings, 1 1 indicate lengths or strips of whalebone, steel, or analogous material, the same being inclosed by casings 2, of cloth or analogous material, the side edges 3 of which material protrude a slight distance beyond the strips of whalebone or steel. Located in one of these protruding edges 3 of each of the strips or stays so constructed is a row of ordinary lacing-hooks 4. The remaining protruding edges 3 of the strips or stays are stitched or sewed directly to the meeting edges of the garment on which the fastening is located, and said strips when properly located extend from the waist of the garment to the collar thereof.

Fixed in any suitable manner to the lower end of one of the stays is a ring 5, and a slight distance above the same is a second ring 6, in every way similar to the ring 5. Adjacent the top of this strip is a third ring 7, and said rings 5, 6, and 7 are so arranged as that when the strips or stays are brought together in order to be fastened said rings may be engaged over the hooks on the opposite stay or strip.

8 indicates a lacing-cord which may be elastic, if desired, and said cord is secured to one of the lowermost hooks 4 and laced in the usual manner upwardly around the hooks as they are arranged in pairs upon the stays or

strips. When this lacing-cord is elastic and it is desired that the stays or strips of the fastening shall not spread too far at their centers, said cord is looped around one pair of hooks, as indicated by the numeral 1, either above or at the center of said stays or strips. Said fastening device being flexible, it will readily yield to any movement of the wearer of the garment on which it is located, and said fastening will greatly assist the garment in retaining its proper shape or form.

The fastenings may be made in various lengths to suit the different sizes of garments, and the same being secured to the rear portions of the waist-front are always concealed from view, and said fastening is very substantial in use when secured, and may be easily fastened or unfastened, as desired.

I claim—

As an article of manufacture, a garment-fastening comprising the two spring-strips 1, 1, the two casings 2, one for each of said strips, said casings having the side edges 3 which protrude a slight distance beyond said strips, the lacing-hooks 4 located on one of the said protruding edges 3 of each strip, the remaining protruding edges 3 being designed to be attached directly to the meeting edges of the garment to be fastened, said strips being designed to extend from the waist of the garment to the collar thereof when in use, the ring 5 fixed to the lower end of one of said strips 1, the ring 6 fixed to the same strip a slight distance above said ring 5, the ring 7 fixed to the same strip near the top thereof, the said rings being so arranged as that when the said strips 1, 1, are brought together to be fastened said rings may be engaged over the hooks on the opposite strip, and the lacing-cord 8 secured to one of the lowermost hooks 4 and laced upwardly around the hooks as they are arranged in pairs upon the said strips, all arranged substantially as and for the purposes stated.

In testimony whereof I affix my signature in presence of two witnesses.

SARAH SPAUGH.

Witnesses:

E. E. LONGAN,
MAUD GRIFFIN.