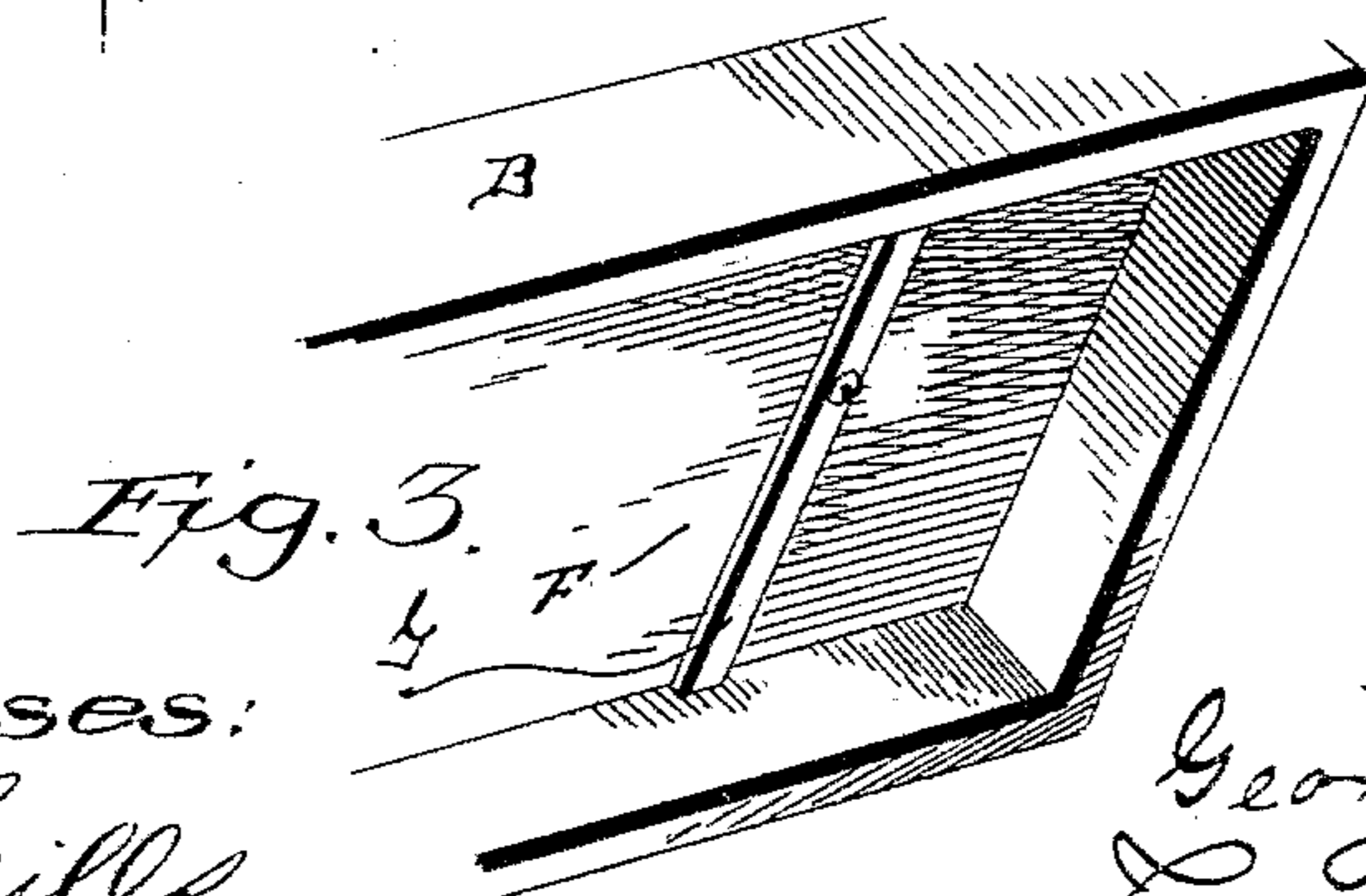
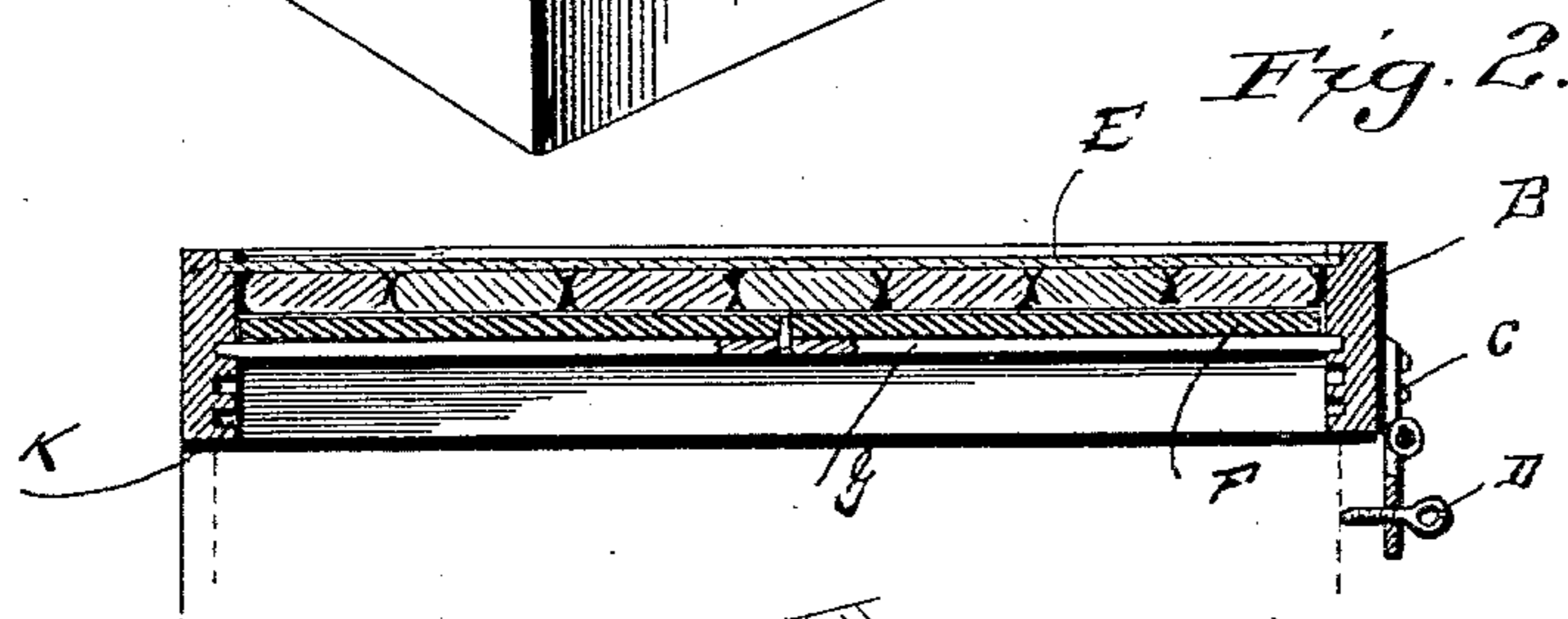
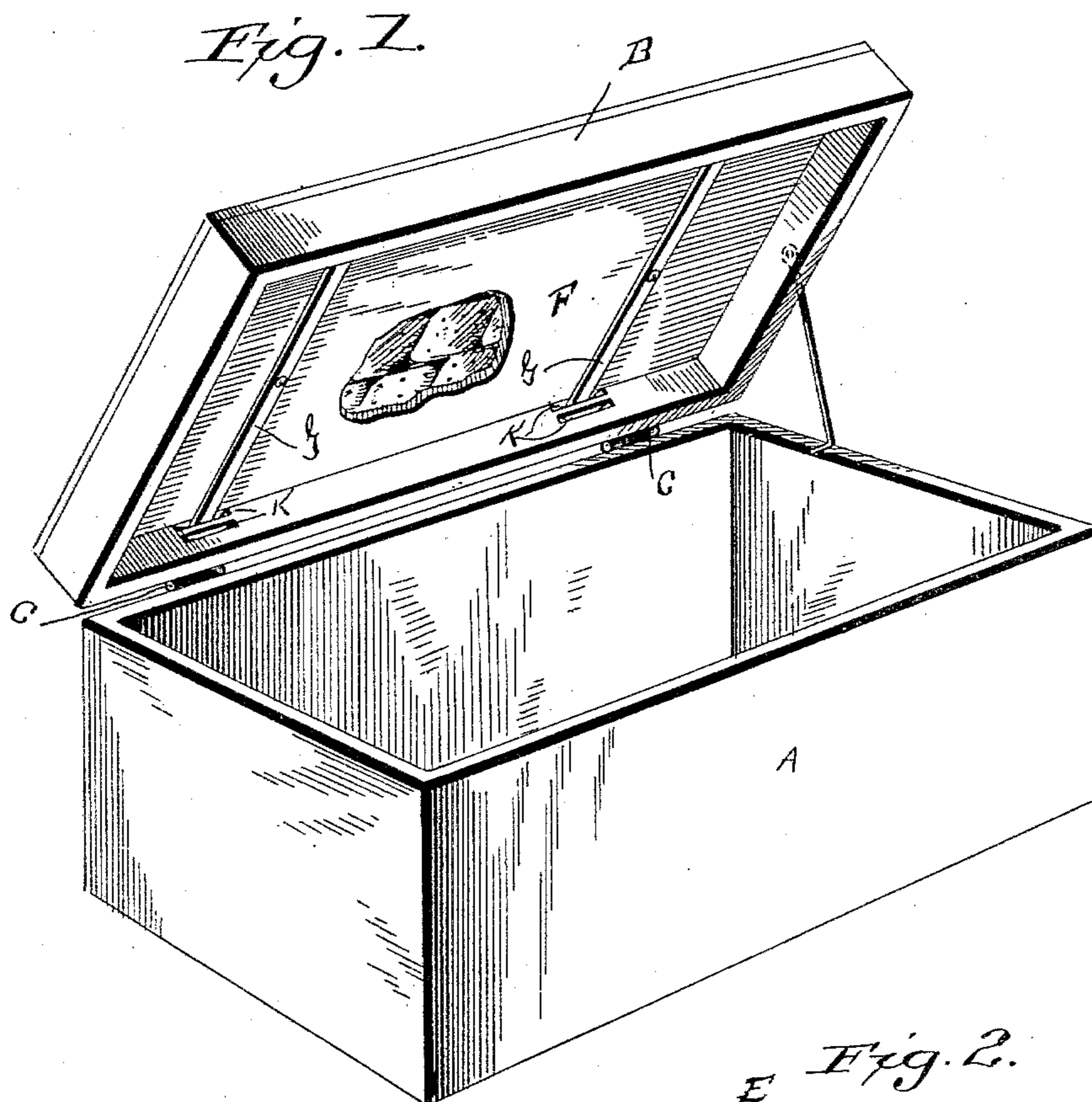


(No Model.)

G. M. HUDSON.  
DISPLAY BOX COVER.

No. 566,765.

Patented Sept. 1, 1896.



Witnesses:  
L. C. Hills.  
A. L. Hough

Inventor:  
George M. Hudson  
by  
Franklin H. Hough  
Atty.

# UNITED STATES PATENT OFFICE.

GEORGE M. HUDSON, OF BIRMINGHAM, ALABAMA.

## DISPLAY-BOX COVER.

SPECIFICATION forming part of Letters Patent No. 566,765, dated September 1, 1896.

Application filed November 14, 1895. Serial No. 568,958. (No model.)

*To all whom it may concern:*

Be it known that I, GEORGE M. HUDSON, a citizen of the United States, residing at Birmingham, in the county of Jefferson and State of Alabama, have invented certain new and useful Improvements in Display-Box Covers; and I do declare the following to be a full, clear, and exact description of the invention, such as will enable others skilled in the art to which it appertains to make and use the same, reference being had to the accompanying drawings, and to the letters of reference marked thereon, which form a part of this specification.

This invention relates to certain new and useful improvements in display tops or covers for boxes, and the especial object of the invention is to provide a temporary removable top which may be readily and quickly applied to a box or crate.

A further object of the invention relates to the provision of a case designed to hold articles to be displayed, as crackers, cookies, &c., against a glass face, the crackers to be held in place by means of a board carrying clamps which are adapted to clamp in grooves in the casing of the frame of the case or to frictionally engage with the sides when a better adjustment is desired, the adjustability of the board carrying the clamps being essential when crackers of various thicknesses are being displayed.

To these ends and to such others as the invention may pertain the same consists, further, in the novel construction, combination, and adaptation of the parts as will be herein after more fully described, and then specifically defined in the appended claim.

I clearly illustrate my invention in the accompanying drawings, which, with the letters of reference marked thereon, form a part of this specification, and in which—

Figure 1 is a perspective view of a box with the display-top secured thereto. Fig. 2 is a cross-section through the top and one of the clamps. Fig. 3 is a modification.

Reference now being had to the details of the drawings by letter, A designates a box

to which is temporarily hinged the top casing B, the said casing being provided with hinges C, permanently held to the side thereof and temporarily held to the box by means of the screw-eyes D.

The top, which is designed to carry the crackers or other articles to be displayed, carries the glass E, upon which the crackers are to be placed, after which the board F is placed over the crackers, and by means of the clamps G, pivoted to the board, the said board binds the crackers, snugly holding the same against the under surface of the glass when the top is closed, the clamping members G being adapted to engage in the recesses or grooves K on the inner faces of the longitudinal sides of the casing.

From the foregoing it will be seen that by the provision of a series of grooves disposed in parallel relation the board may be held at different distances from the glass, thus allowing crackers or cookies of various thicknesses to be snugly held between the board and the glass.

The modification shows the clamps held to the sides of the casing by frictional contact, by which construction a better adjustment of the board may be effected.

Having thus described my invention, what I claim to be new, and desire to secure by Letters Patent, is—

In a display-cover for boxes the combination with the casing B carrying a pane of glass, of a board F working within said casing, clamps pivoted to the under side of the said board, and slightly longer than the width of the inside of the casing, the ends of the clamps being adapted to bite into the inside broad faces of the longitudinal sides of the casing, whereby the said board may be locked at any desired location within the cover or casing, substantially as shown and described.

In testimony whereof I affix my signature in presence of two witnesses.

GEO. M. HUDSON.

Witnesses:

B. B. HUDSON,  
JAMES T. HARRIS.