

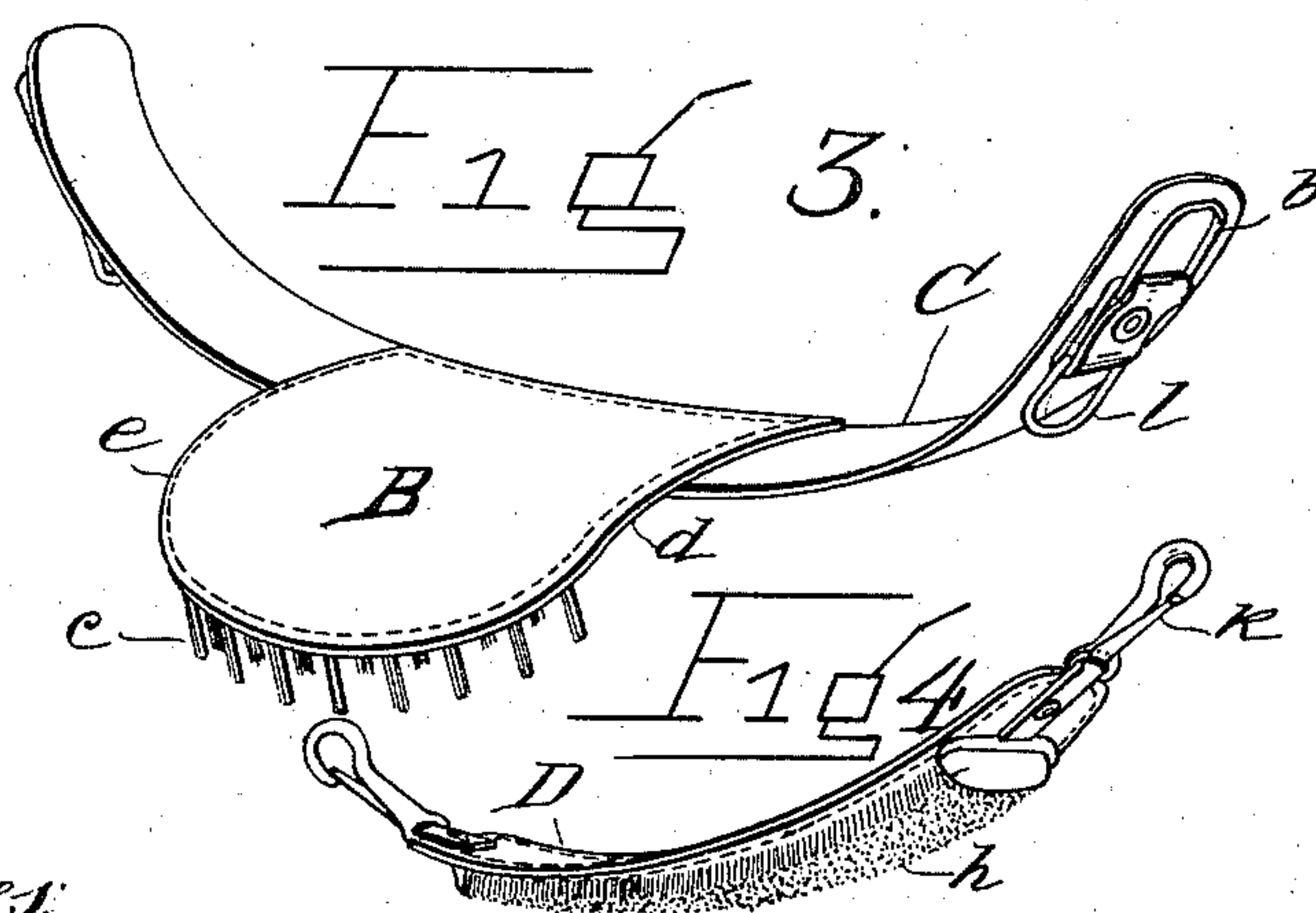
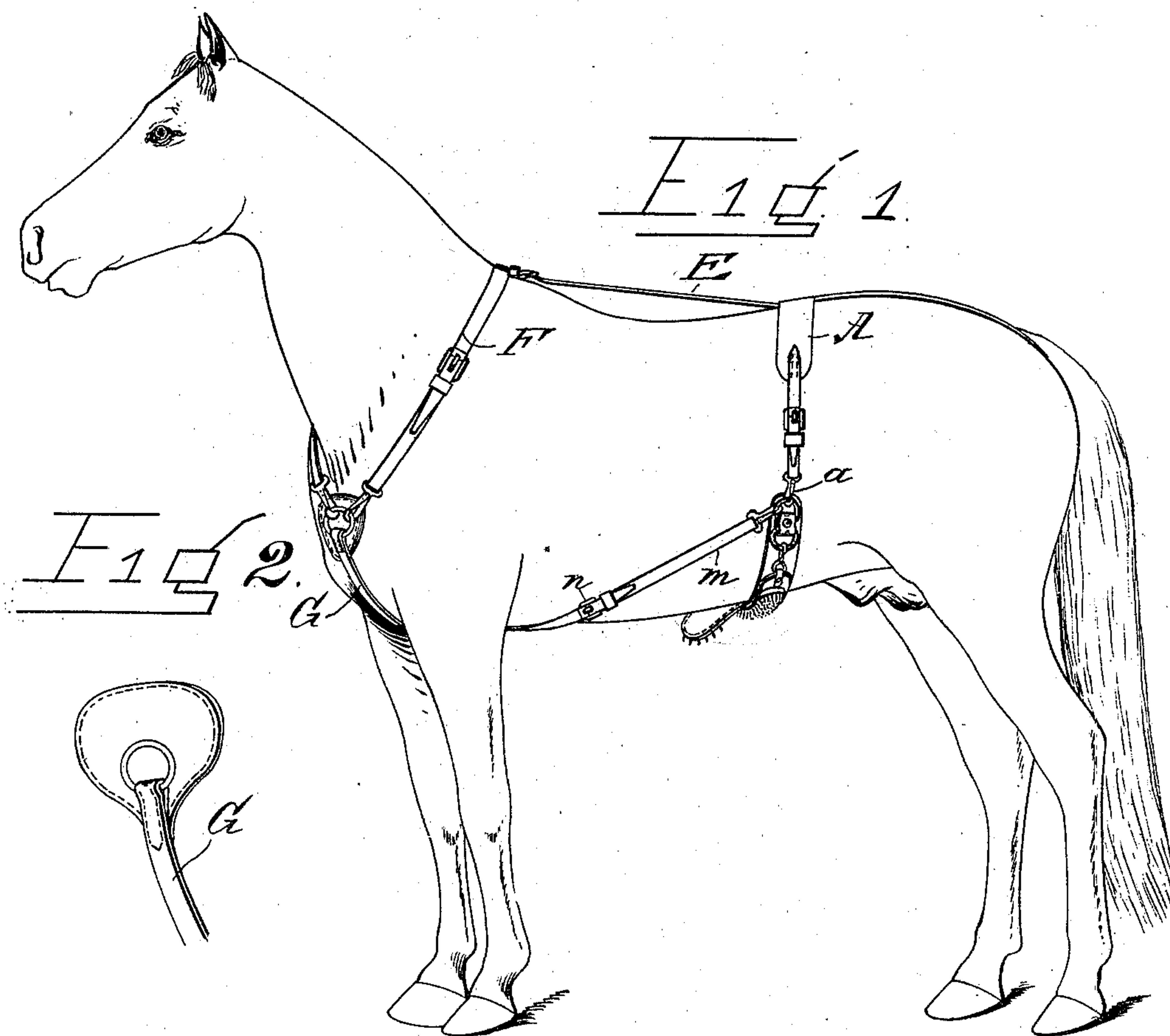
(No Model.)

2 Sheets—Sheet 1.

O. D. SHANK.
HORSE SHIELD.

No. 566,480.

Patented Aug. 25, 1896.



Witnesses:
S. J. Ross
Chas M. Ball

Inventor.
Orey Dillman Shank
By W K Miller
Atty.

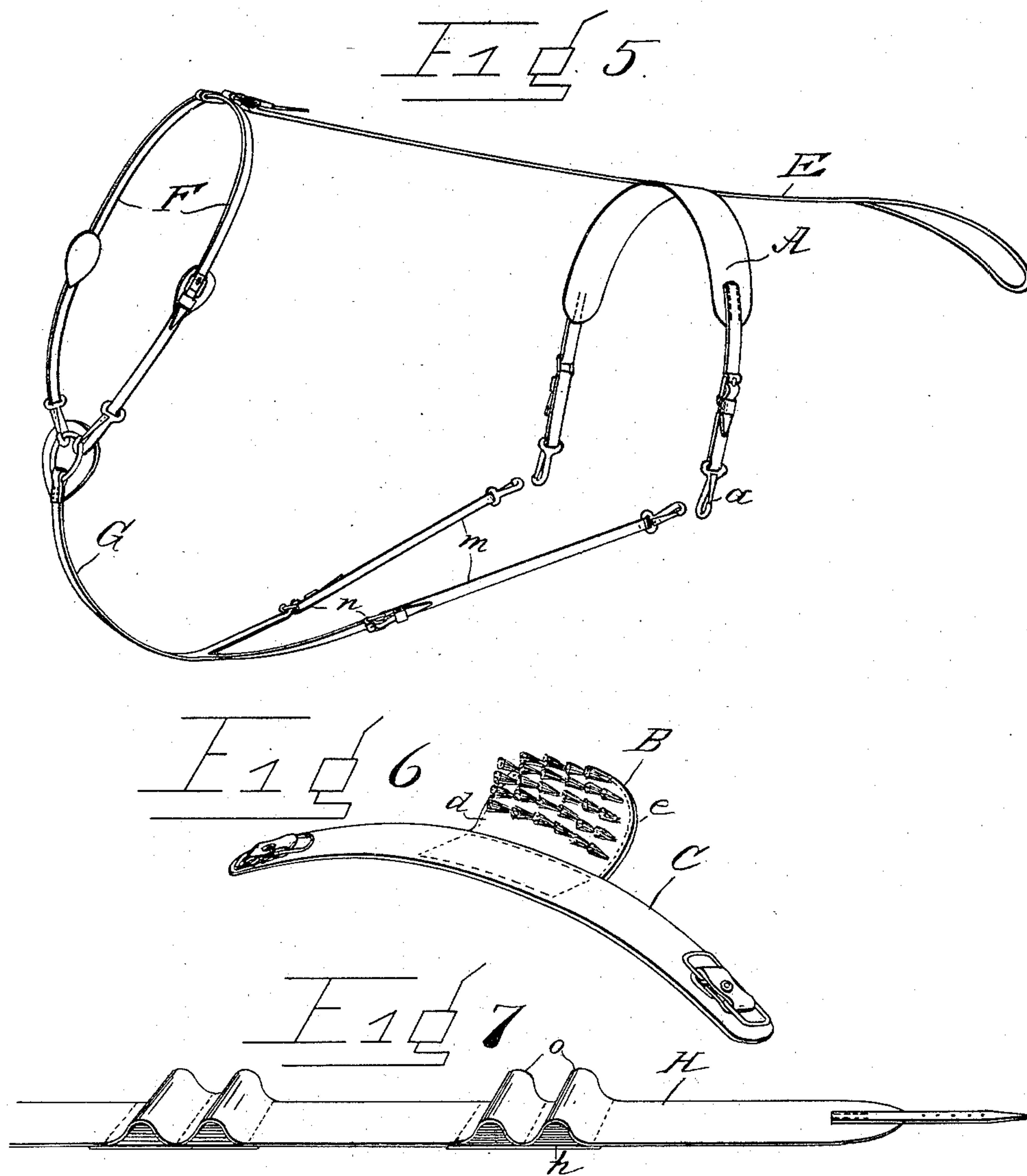
(No Model.)

2 Sheets—Sheet 2.

O. D. SHANK.
HORSE SHIELD.

No. 566,480.

Patented Aug. 25, 1896.



WITNESSES:

S. J. Gross
Chas. M. Ball

INVENTOR

Orey Dillman Shank

BY

W. K. Miller

ATTORNEY.

UNITED STATES PATENT OFFICE.

OREY DILLMAN SHANK, OF CANTON, OHIO, ASSIGNOR TO THE GILLIAM MANUFACTURING COMPANY, OF SAME PLACE.

HORSE-SHIELD.

SPECIFICATION forming part of Letters Patent No. 566,480, dated August 25, 1896.

Application filed October 29, 1894. Serial No. 527,229. (No model.)

To all whom it may concern:

Be it known that I, OREY DILLMAN SHANK, a citizen of the United States, residing at Canton, county of Stark, State of Ohio, have
5 invented a new and useful Improvement in Horse-Shields, of which the following is a full, clear, and exact description, reference being had to the accompanying drawings, making part of this specification.

10 My invention relates to an improvement in horse-shields; and it consists of certain features of construction and combination of parts, as will be hereinafter described and claimed.

15 Figure 1 is a side view of my invention in position on a figure of a horse. Fig. 2 is a perspective of breast-strap; Fig. 3, a similar view of belly-band and apron-shield. Fig. 4 is a similar view of section of shield. Fig. 5
20 is a perspective of the shield-supporting harness. Fig. 6 is a similar view showing the under side of belly-band and shield B; Fig. 7, a similar view of yielding back-band.

A represents the back-band or shield-sup-
25 port, having at the lower ends thereof snap-hooks *a*, to which a close-fitting belly-band C is secured by the loop *b*. To the belly-band C is secured a forwardly and downwardly projected apron B, provided on its under side
30 with downwardly-projected bristles *c*, that form a brush, in which a fine wire may be substituted, or, if preferred, for the bristles small wire nails may be driven through the lower sheet *d*, of the shield, the heads of the
35 nails covered by the top sheet *e*, thus forming a shield having stiff sharp metal points in the form of a heckle. In addition to the apron-shield described there is provided a soft or limber belly-band, having bristles *h*
40 in brush form projected from the lower side and at the end portions snap-hooks *k* to con-

nect with the loop *l* on the band C to form a removable shield-section D, to be used in connection with the shield B, and when so used to rest flat against the belly-band C, that the
45 horse in striking at flies or other movements may not get his feet between the shield-section D and the belly-band C.

To hold the shield in position, a harness is provided, consisting of a crupper-strap E and
50 breast-strap F, connected with a bifurcated strap G, that is passed between the front legs of the horse, the prongs *m* diverging and passing rearwardly and upwardly along the sides of the horse and connected with the loop *b*
55 of the band C, or, if preferred, may be secured to the back-band A. Buckles *n* are provided in the prongs *m*, whereby the shield may be adjusted or the harness fitted to the horse.

In Fig. 7 is shown a back-band in which is
60 inserted a section of shirred rubber *p* or other yielding substance, as shown, the band H having folds or wrinkles, as *o*, formed therein, as shown, that are bridged by the rubber cloth *p*, as shown.
65

Having thus fully described the nature and object of my invention, what I claim is—

The combination with a belly-band to tightly embrace the body of the animal and provided with a forward and downward pro-
70 jected apron-shield having bristles or pricks projecting from its lower face, of a shield D, extending laterally beneath the belly of the animal and secured to the belly-band and contacting therewith throughout its entire
75 length, substantially as set forth.

In testimony whereof I have hereunto set my hand this 11th day of October, A. D. 1894.

OREY DILLMAN SHANK.

Witnesses:

W. K. MILLER,
CHAS. R. MILLER.