

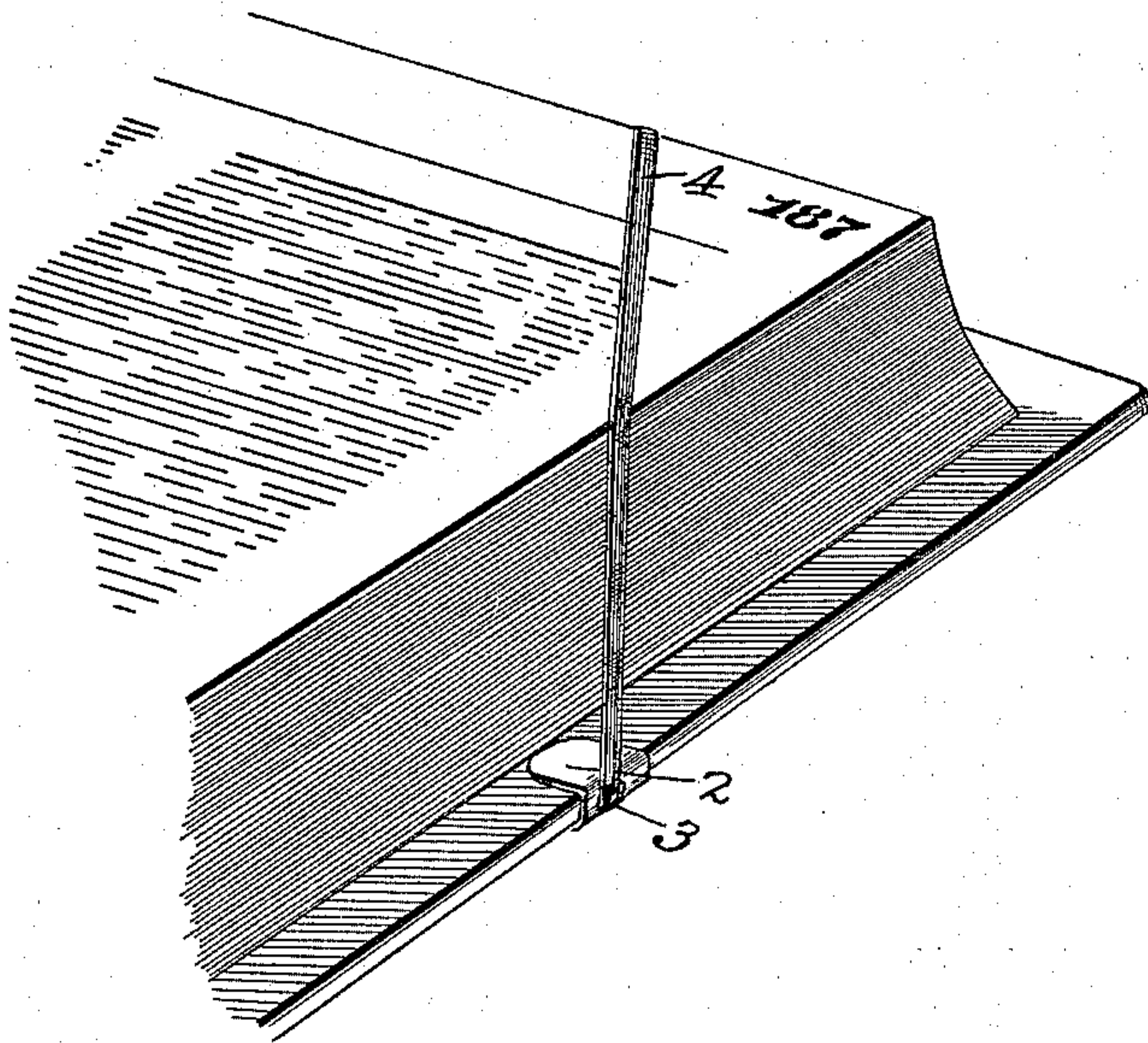
(No Model.)

F. D. WARD.  
BOOK MARKER.

No. 565,818.

Patented Aug. 11, 1896.

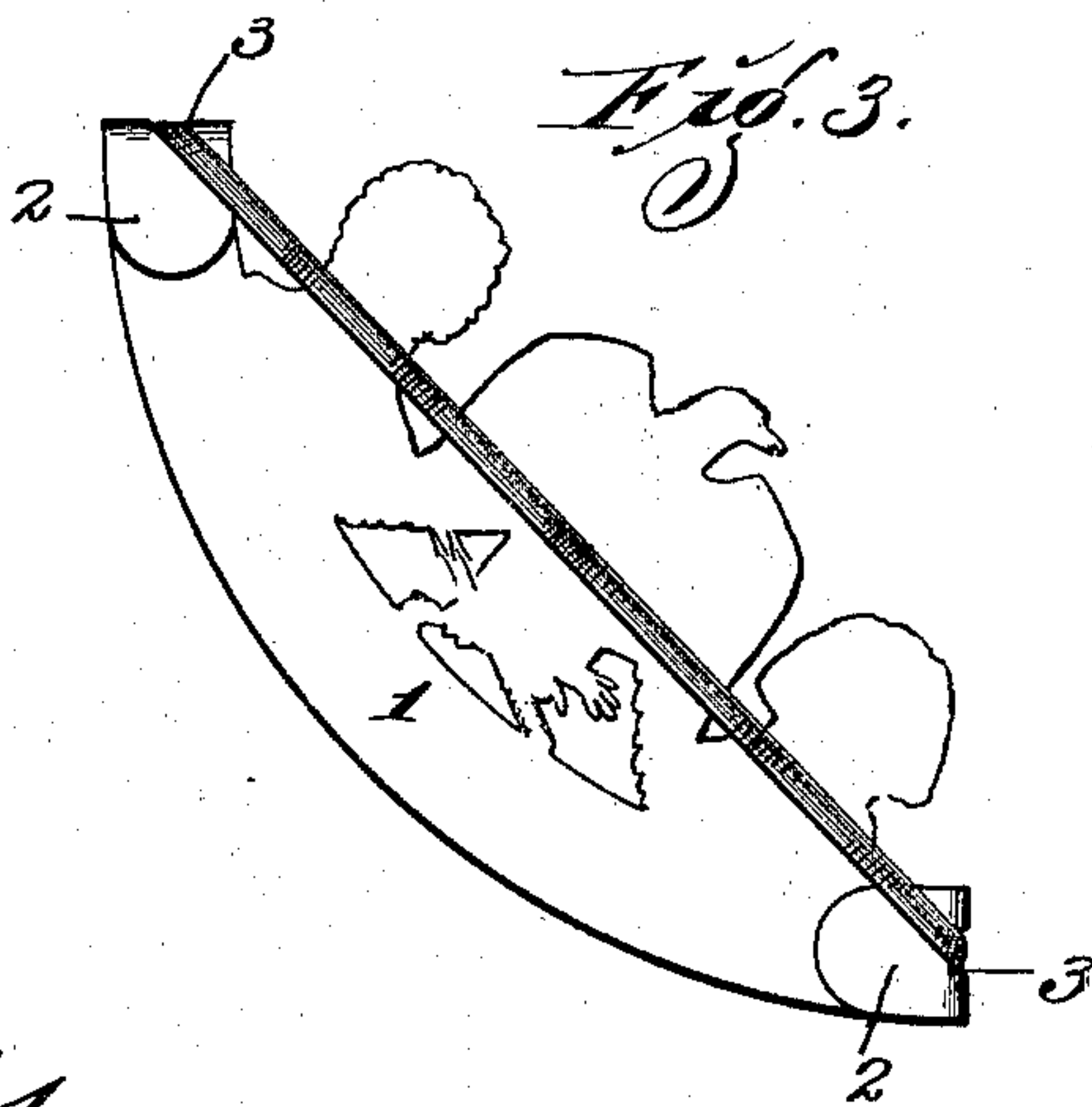
*Fig. 1.*




*Fig. 2.*




*Fig. 3.*



*Fig. 4.*



*Fig. 5.*



*Attest*  
*M. P. Smith.*  
*John L. Dunison.*

*Inventor:-*  
*F. D. Ward.*

*By*  
*W. H. Higdon & Higdon & Longan*  
*Attys.*



# UNITED STATES PATENT OFFICE.

FREDERICK D. WARD, OF WELSHPOOL, ENGLAND, ASSIGNOR TO WILLIAM THOMAS BLAINE, OF ST. LOUIS, MISSOURI.

## BOOK-MARKER.

SPECIFICATION forming part of Letters Patent No. 565,818, dated August 11, 1896.

Application filed April 18, 1896. Serial No. 588,207. (No model.) Patented in England September 19, 1892, No. 16,682.

*To all whom it may concern:*

Be it known that I, FREDERICK DARWENT WARD, a subject of the Queen of Great Britain and Ireland, residing at 3 Cobden Street, Welshpool, in the county of Montgomery, England, have invented certain new and useful Improvements in Book-Markers, of which the following is a full, clear, and exact description, reference being had to the accompanying drawings, forming part hereof.

This invention has been patented in Great Britain by me, and is covered by British Patent No. 16,682, dated September 19, 1892.

My invention relates to an improved book-marker; and it consists in the novel construction, combination, and arrangement of parts hereinafter described and claimed.

In the drawings, Figure 1 is a view in perspective of a corner of a book, the same having my improved book-marker in position thereon. Fig. 2 is a front elevation of my improved book-marker. Fig. 3 is a view of the rear side thereof. Fig. 4 is a top plan view of the marker, and Fig. 5 is a view of a modified construction.

Referring by numerals to the accompanying drawings, 1 indicates a segmental plate, the same being constructed of any suitable material. The ends 2 of said plate are doubled back, but a slight space being left between said doubled-back ends and the plate. The top or inner edge of the plate may be ornamented as desired, and formed in the doubled-back ends 2 of said plate are slots 3, in which are fixed the ends of an elastic band 4.

In the modification shown in Fig. 5 a segmentally-bent wire 5 takes the place of the plate 1, the ends 6 of said wire being doubled back in the same manner as are the ends 2 of the plate 1.

In the practical use of my improved marker the plate is located upon the outside of the cover of said book, the doubled-back ends of said plate being hooked or engaged around the edges of said cover. The leaves of the book are now placed under the elastic band 4 and the device is in proper position. In turning the leaves of the book provided with my improved book-marker the same are drawn slightly downward just as they are turned, thus precluding the possibility of said leaves becoming torn, and as said leaves are turned

the elastic band will pass from one leaf to another and the reader's place or page in said book will thus always be marked and indicated.

It is preferred that the marker be located at the upper right-hand corner of the book when the same is opened, though if desired one of the markers may be located on each of the upper corners of the book, or said markers may be used at the lower corners of said book. When this is done, the pages or leaves are turned from the top. The ornamentations on the upper edge of the plate 1 may be extended upwardly and sharpened in order that the device may be used, when required, as a leaf-cutter.

A device constructed in accordance with the foregoing description is simple, easily and quickly placed in position or detached, acts as a book-marker when the book is closed, as a leaf-holder when the book is open, and may be used when desired as a leaf-cutter.

While it is preferred that the band 4 be a length of elastic tape, said band may be replaced by a thin resilient leaf-spring or a length of wire coil.

I claim—

1. In a device of the class described, the combination of a segmental plate having integral bent-over ends, and an elastic band extending from one end of the plate to the other.

2. A book-marker, constructed of a plate having its ends bent to allow its being fixed to the corner of a book, and an elastic band carried by said plate for engaging the leaves of the book.

3. A book-marker, comprising the segmental plate 1 having the doubled-back ends 2 in which are formed the slots 3, and an elastic band 4 having its ends fixed in said slots.

4. In a device of the class described, the combination of the segmental plate having its ends arranged to be hooked upon the corner of a book, and a resilient body having its ends fixed to the ends of the segmental plate.

In witness whereof I have hereunto set my hand in presence of two witnesses.

FRED. D. WARD.

Witnesses:

EDW. JONES,

C. PRYCE YOURSLEY.