

(No Model.)

2 Sheets—Sheet 1.

J. HUC.
ATHLETIC SKIRT.

No. 565,752.

Patented Aug. 11, 1896.

Fig. 1.

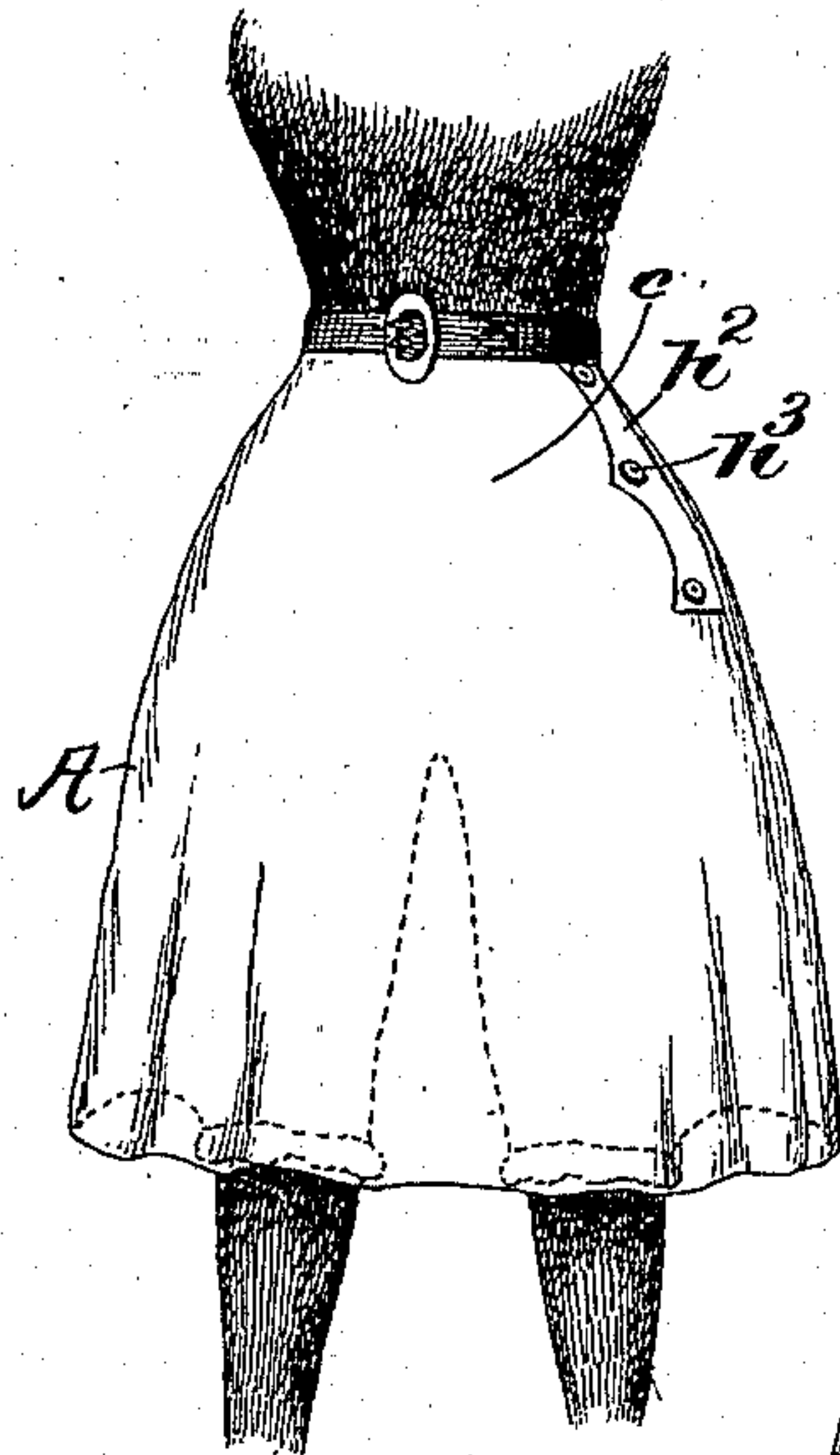


Fig. 4.

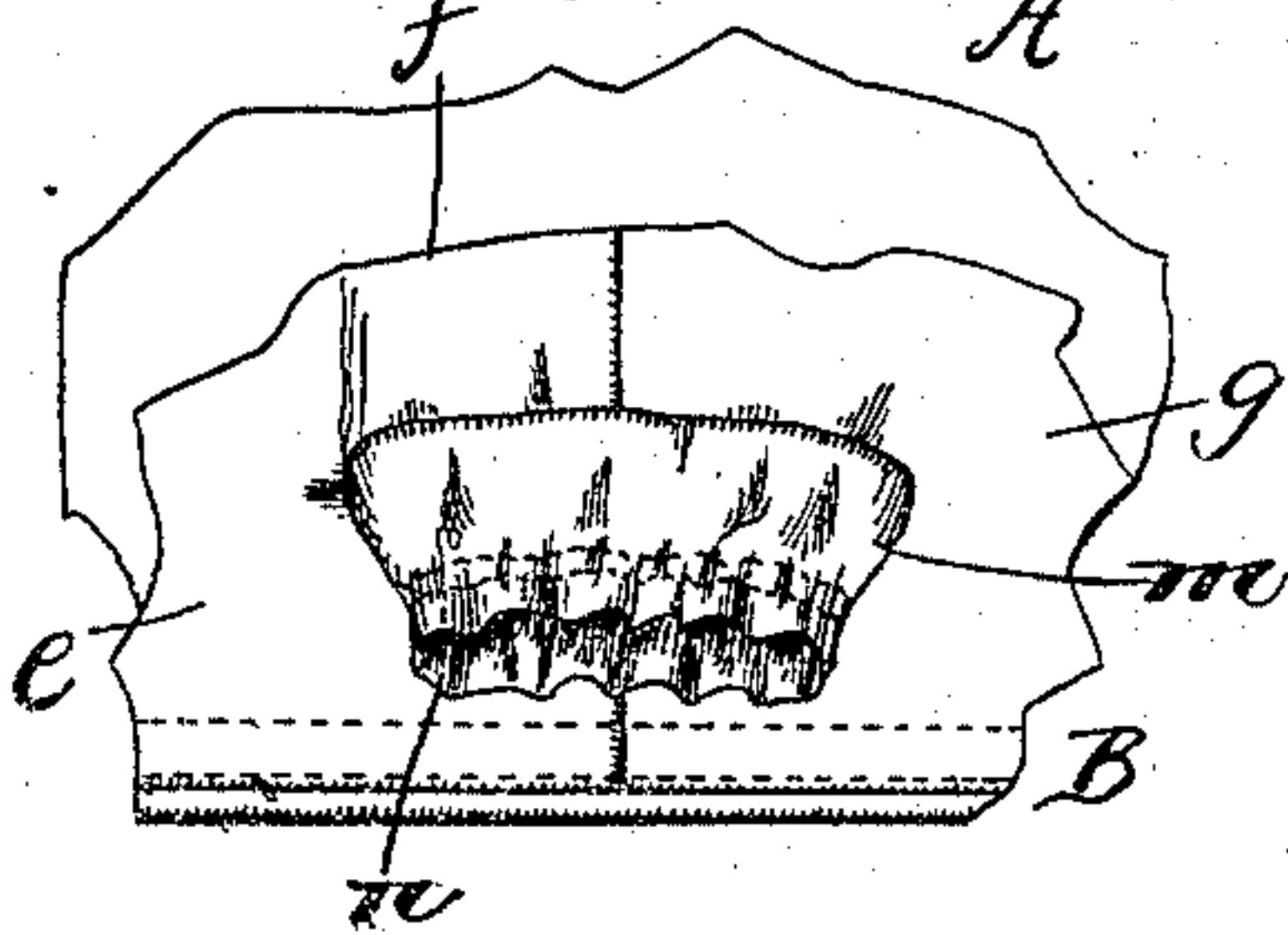


Fig. 5.

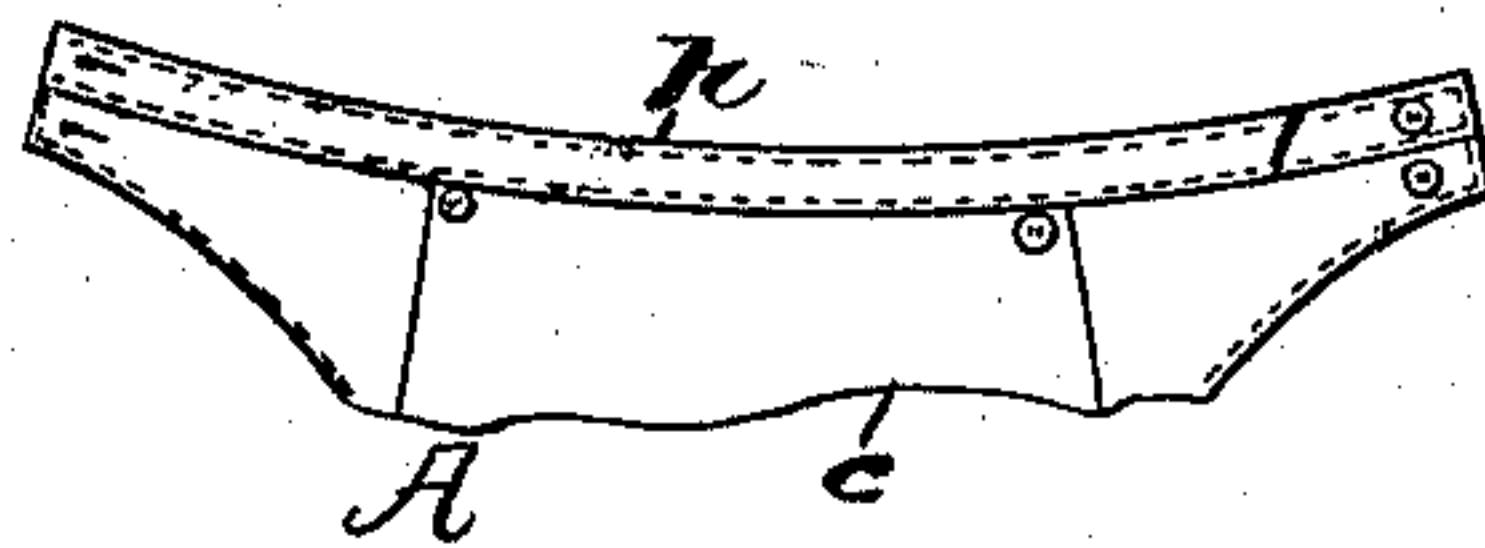


Fig. 2.

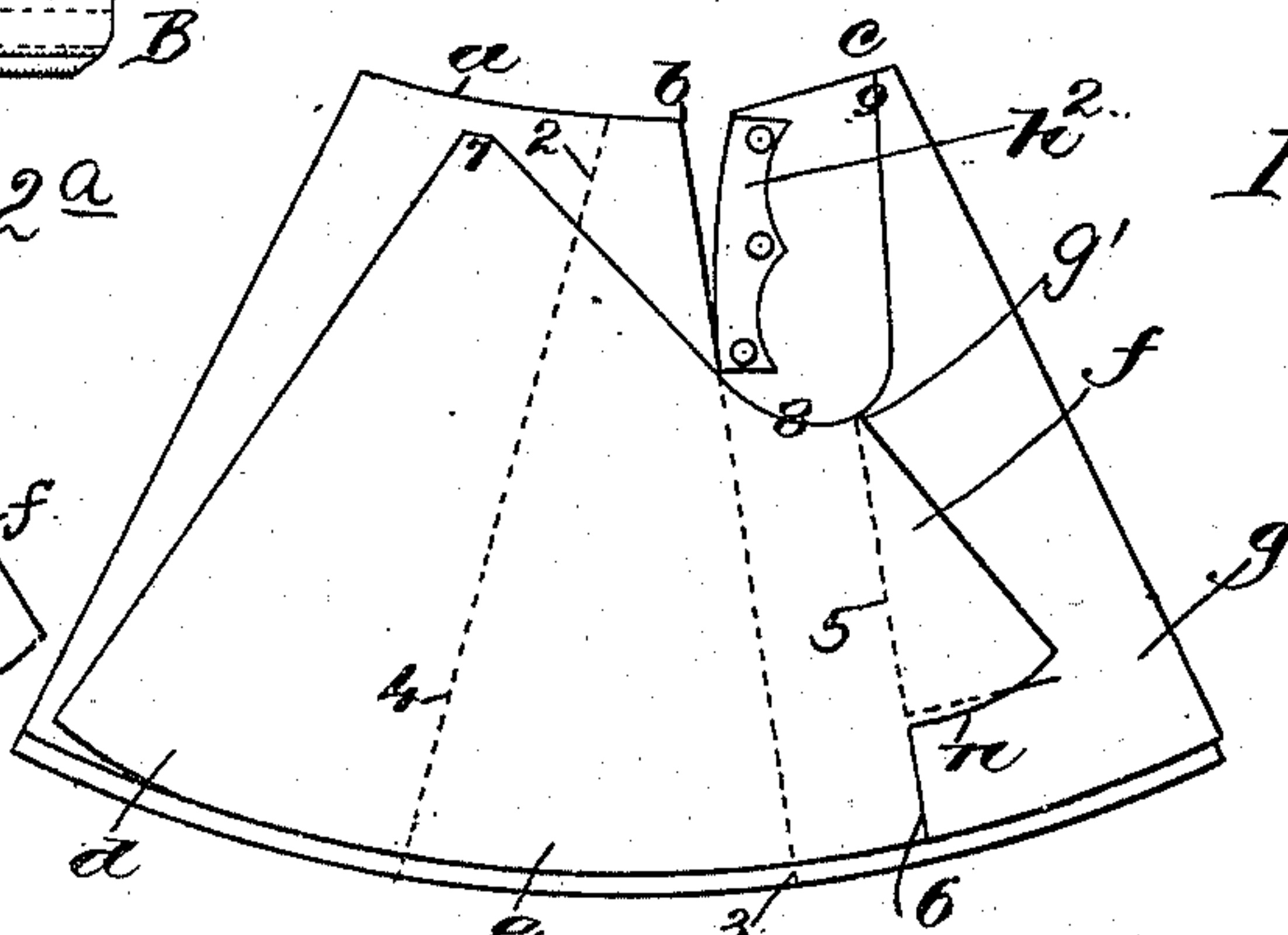


Fig. 2a

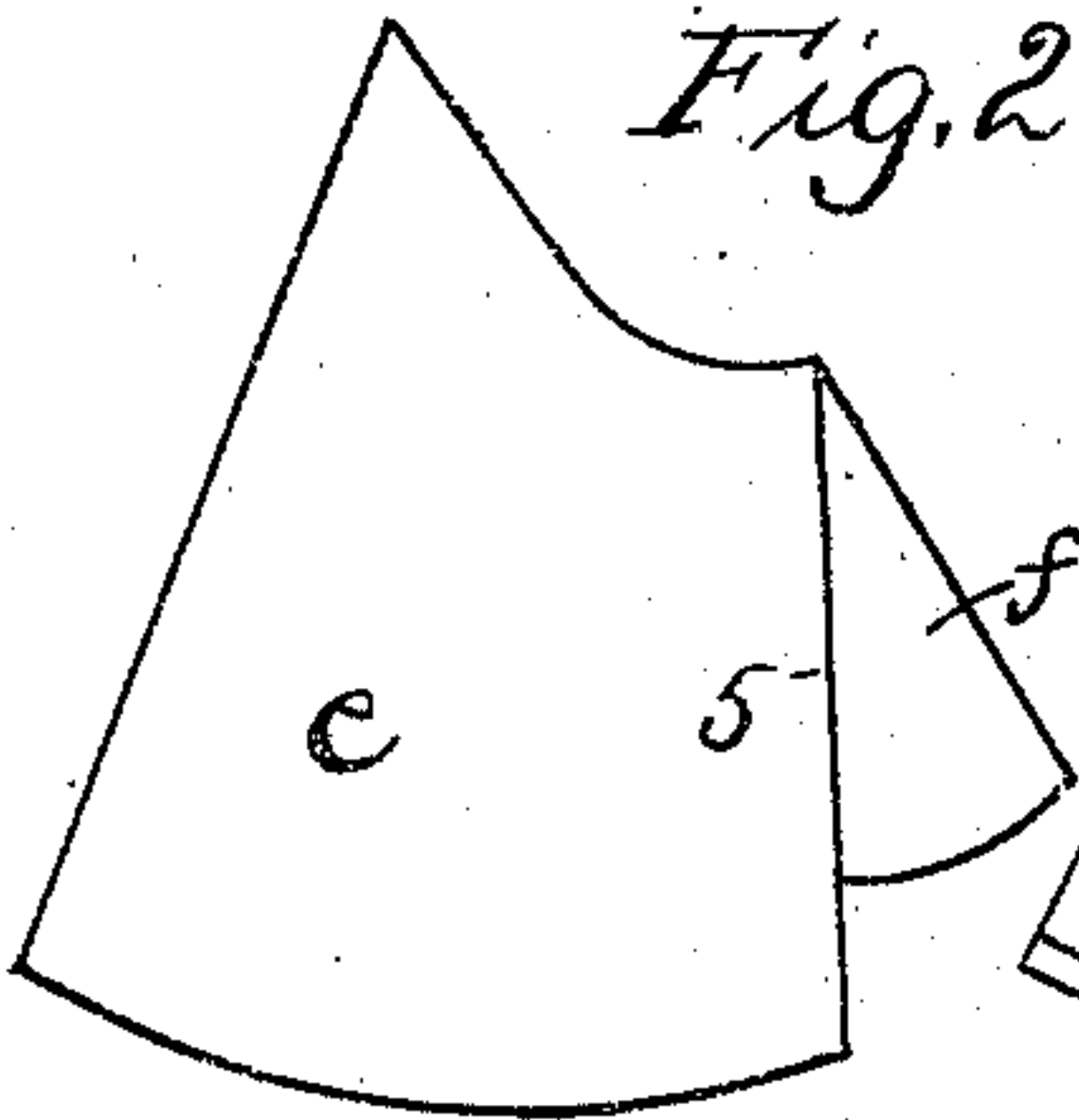


Fig. 2b


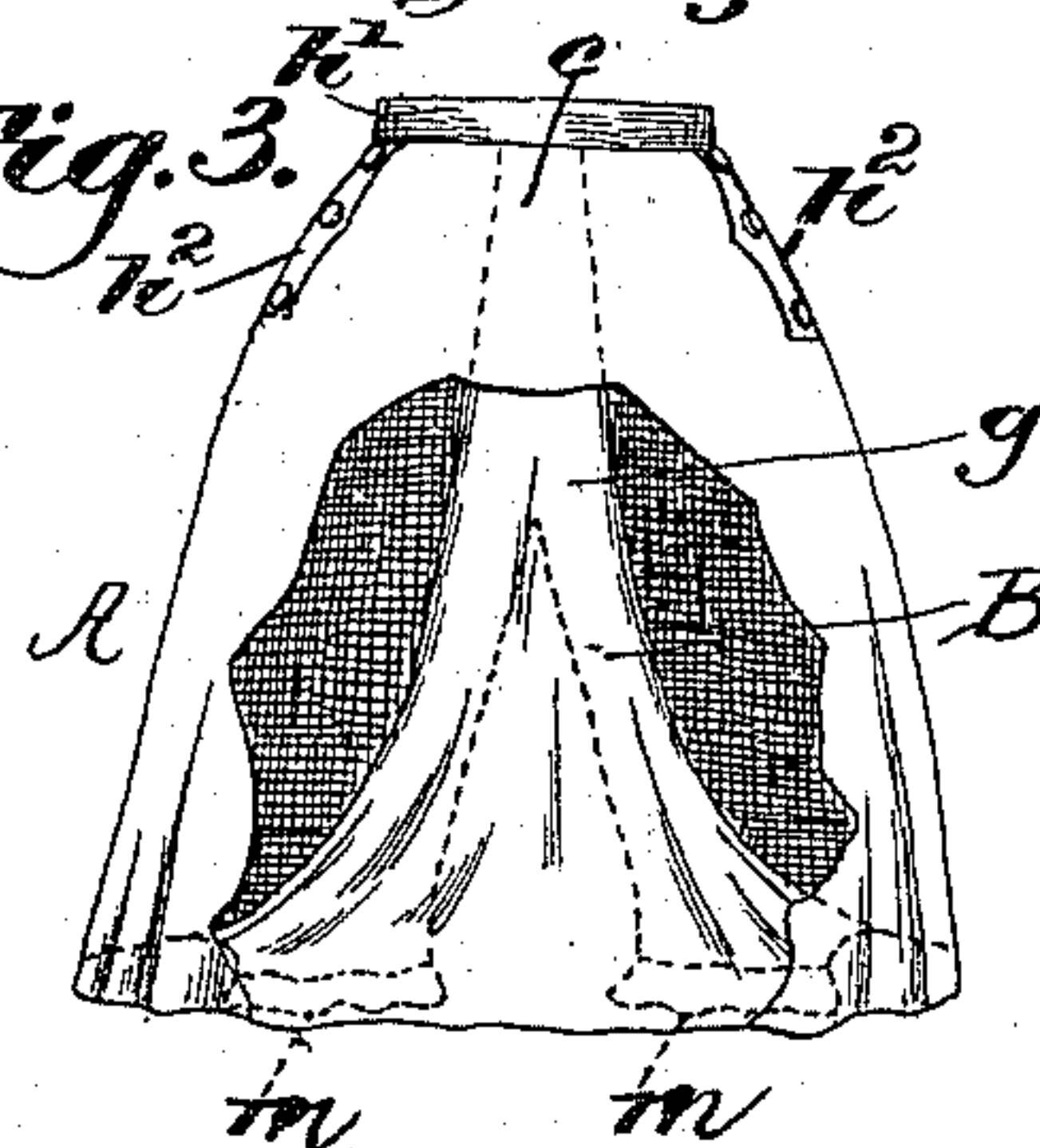


Fig. 3.



Witnesses:

A. C. Harmon.
Thomas Drummond.

Inventor:

Julius Huc.
by Crosby & Gregory. attys.

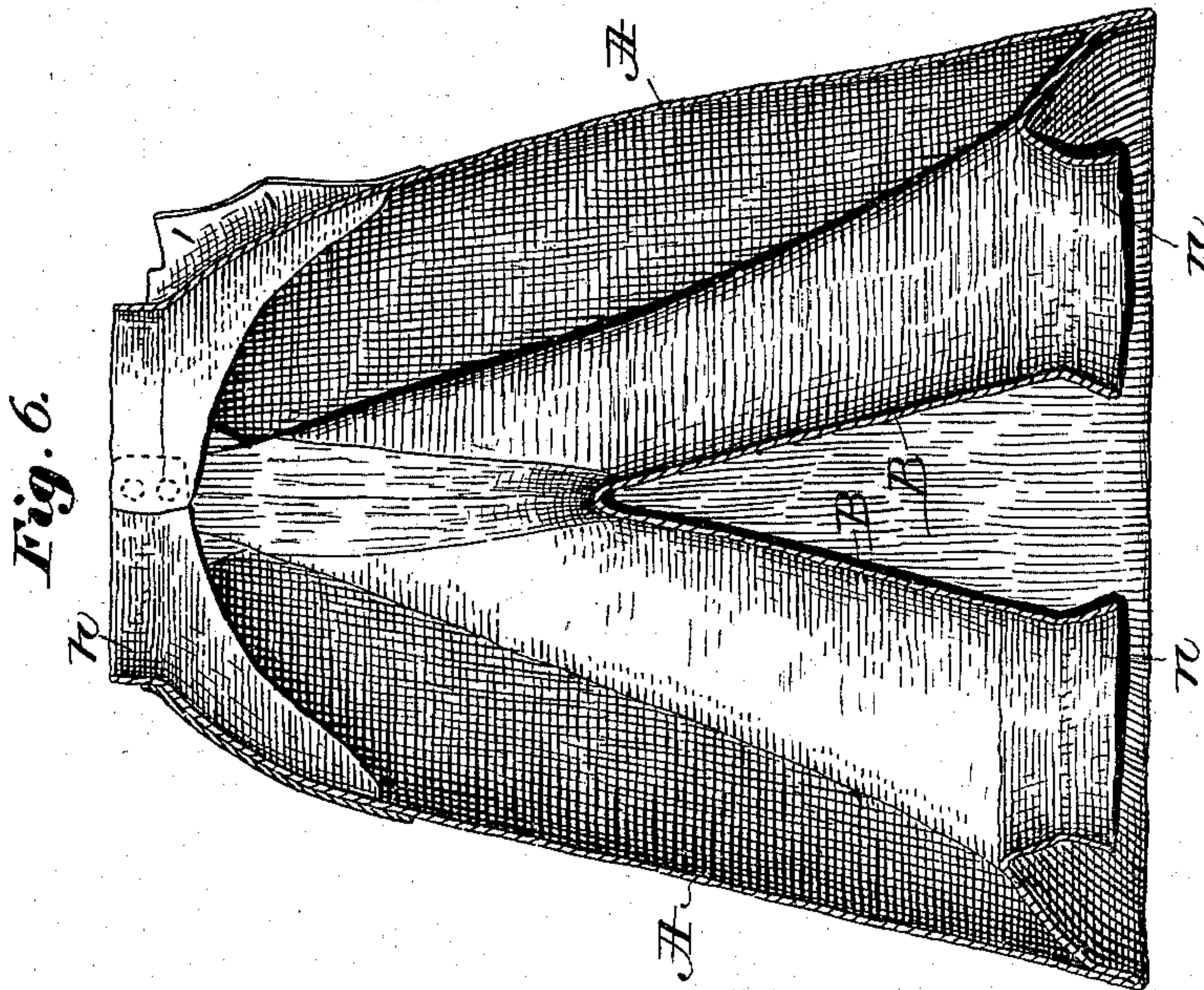
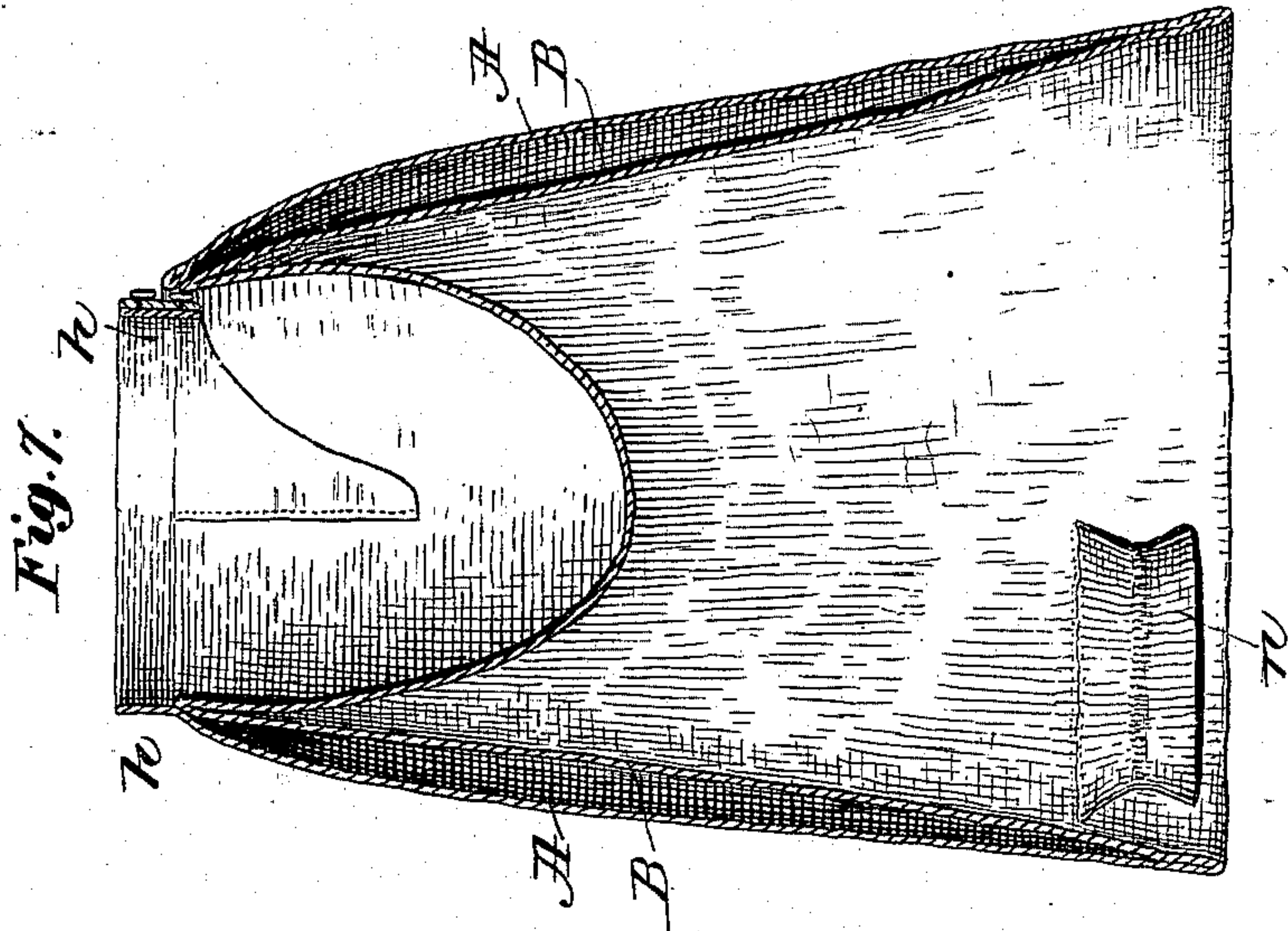
(No Model.)

2 Sheets—Sheet 2.

J. HUC.
ATHLETIC SKIRT.

No. 565,752

Patented Aug. 11, 1896.



Witnesses:
Walter O. Lombard
Thomas J. Drummond

Inventor:
Julius Huc,
by Crosby Gregory, Atty.

UNITED STATES PATENT OFFICE.

JULIUS HUC, OF BOSTON, MASSACHUSETTS.

ATHLETIC SKIRT.

SPECIFICATION forming part of Letters Patent No. 565,752, dated August 11, 1896.

Application filed June 3, 1896. Serial No. 594,103. (No model.)

To all whom it may concern:

Be it known that I, JULIUS HUC, of Boston, county of Suffolk, State of Massachusetts, have invented an Improvement in Ladies' Athletic Skirts, of which the following description, in connection with the accompanying drawings, is a specification, like letters and figures on the drawings representing like parts.

10 This invention has for its object the production of an athletic skirt for use of ladies for bicycle riding and other purposes.

My improved skirt when in use presents the appearance of an ordinary short walking-skirt, but at its interior it is divided in imi-
15 tation of bloomers or trousers.

My improved skirt is made as two skirts, one inside the other, the outer skirt having at top a two-part band to fit the waist, while
20 the top of the inner skirt is sewed together and cut out to fit the crotch, and is then attached to the inner sides of the front and back part of the waistband, and the inner skirt, at a short distance above its lower end,
25 is provided with slits and a wing to enlarge the opening, and a short legging is attached to the edges of said slit and wing.

Figure 1 shows one of my improved skirts on a figure. Fig. 2 shows the inner side of
30 one-half of the skirt, said figure showing the shapes of the pieces used from which to make the skirt. Fig. 2^a shows the piece *e* of the inner skirt detached, but with the gore *f* sewed to its edge. Fig. 2^b shows the piece
35 *g* of the inner skirt detached. Fig. 3 shows the skirt of Fig. 1 with the outer skirt broken away to show the inner skirt, the upper edge of the inner skirt being shown as brought together and shaped into a crotch and con-
40 nected to the waistbands at front and back, Fig. 4 is a detail showing part of the inner skirt and its attached legging, and Fig. 5 is a detail showing the waistband attached to the back of the skirt. Fig. 6 is an enlarged
45 cross-section from side to side of the garment, and Fig. 7 a section from front to back. the lines indicating the particular shape of the pattern being omitted.

My improved garment is composed chiefly
50 of two skirts A B, one being within the other and connected at their lower ends. These

skirts are composed each of several shaped pieces, which I will now proceed to describe.

Referring to Fig. 2, *a* represents one-half of the back of the outer skirt, *b* the side piece
55 or gore, and *c* one-half of the front breadth. The back and front breadths may be seamless, if desired, and each side piece is sewed into place between the front and back breadths by lines of stitching 2 and 3. Each
60 half of the inner skirt is shown as composed of four pieces *d e f g* united together by the lines of stitches 4 5 6, and the two like rear edges of the pieces *d* are united one with the
65 other, and so also the two like front edges of the pieces *g* are united with each other, so that when the lower ends of the two outer and inner skirts are united there is presented
70 one skirt within the other, the inner skirt being brought together and cut or shaped on the curved line 7 8 9, and united to make a crotch, after which the ends of the crotch made at the upper end of the inner skirt are
75 attached at back and front to the waistbands, leaving spaces at each side of the crotch between the inner and outer skirts, into which spaces the legs of the wearer of the skirt are inserted, the legs coming out of said spaces
80 near the lower end of the inner skirt, or near where it is attached to the outer skirt, the said inner skirt being provided with slots for the purpose.

The upper ends of the two like pieces *d* are gathered or plaited and attached to the back
85 of the skirt with and to the usual waistband *h*, (see Fig. 5,) which in practice will be long enough to fasten or button about the front of the waist, and the upper ends of the two like pieces *g* are plaited to the inner side of the
90 front breadth *c* at the front of the dress, and held there by a suitable binding *h'*, (see Fig. 3,) the said bound front breadth lying outside of and covering the usual waistband, and having an attached fly *h*², which is buttoned
95 onto suitable buttons *h*³, fast on the portion *b* of the outer skirt.

The bottoms of the two skirts are suitably connected to make them in one.

Each portion *g* of the inner skirt at a suitable distance above the bottom of the two
100 skirts is provided with a slit *n*, through which the leg of the wearer of the skirt is put after

entering the space between the outer and inner skirt. To provide for making this hole or slit of sufficient size to fit a large leg, I may stitch to the part *e* a gore-piece *f*, (see Figs. 2, 2^a, and 4,) uniting its right-hand inclined edge to the left-hand edge of the piece *g* (see Fig. 2^b) from the slit *n* to the point *g'*, the lower end of the said gore terminating at the slit *n*, and thereafter the edges left by the upper and lower edges of the slit *n* and the lower end of the portion *f* have attached to them the top of a short legging *m*, having preferably an elastic band in its end.

15 Having described my invention, what I claim, and desire to secure by Letters Patent, is—

1. The herein-described athletic skirt composed of an outer and an inner skirt connected together, at their lower ends, the upper end of the inner skirt being cut and shaped and sewed together to form a crotch leaving leg-spaces between the outer and inner skirts at opposite sides said crotch, the upper end of the inner skirt at the ends of the said crotch being connected to the top of the outer skirt at its back and front, the inner skirt being provided near its lower end with slits through which the legs may be passed, substantially as described.

2. The herein-described athletic skirt composed of an outer and an inner skirt connected together, at their lower ends, the upper end of the inner skirt being cut and shaped and

sewed together to form a crotch leaving leg-spaces between the outer and inner skirts at opposite sides said crotch, the upper end of the inner skirt at the ends of the said crotch being connected to the top of the outer skirt at its back and front, the inner skirt being provided near its lower end with slits through which the legs may be passed, said slits having sewed to their edges short leggings, substantially as described.

3. The herein-described athletic skirt composed of an outer and an inner skirt connected together at their lower ends, the upper end of the inner skirt being cut and shaped and sewed together to form a crotch leaving leg-spaces between the outer and inner skirts at opposite sides said crotch, the upper end of the inner skirt, at the ends of the said crotch, being connected to the top of the outer skirt at its back and front, the inner skirt being provided near its lower end with slits through which the legs may be passed, the said slits being enlarged by the addition of gores *f* inserted in the inner skirt, and leggings attached to the edges of said slit and the edge of said gore, substantially as described.

In testimony whereof I have signed my name to this specification in the presence of two subscribing witnesses.

JULIUS HUC.

Witnesses:

GEO. W. GREGORY,
EMMA J. BENNETT.