

(No Model.)

W. H. NORTHALL.
STAMP PROTECTOR.

No. 565,295.

Patented Aug. 4, 1896.

Fig. 1.

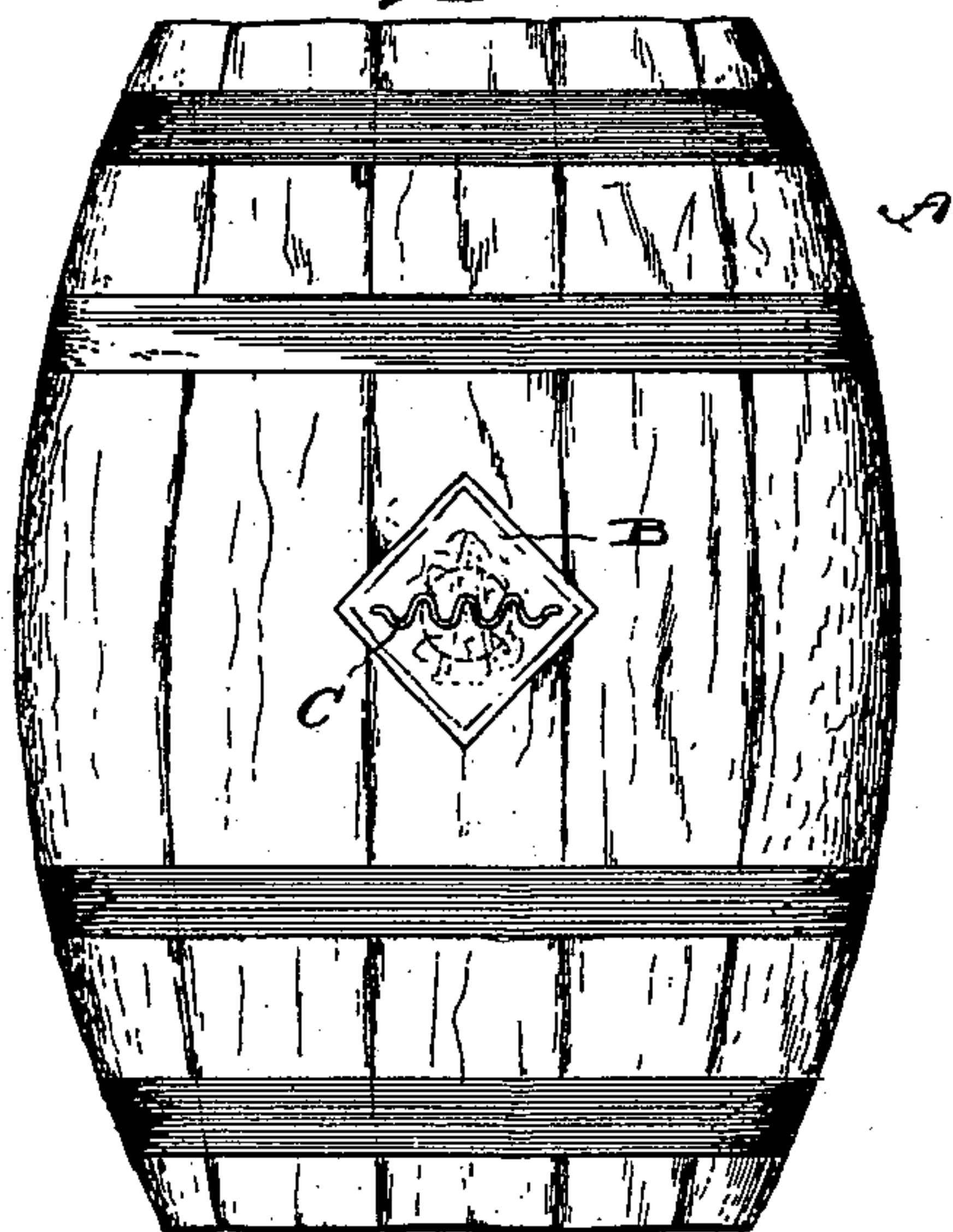


Fig. 2.

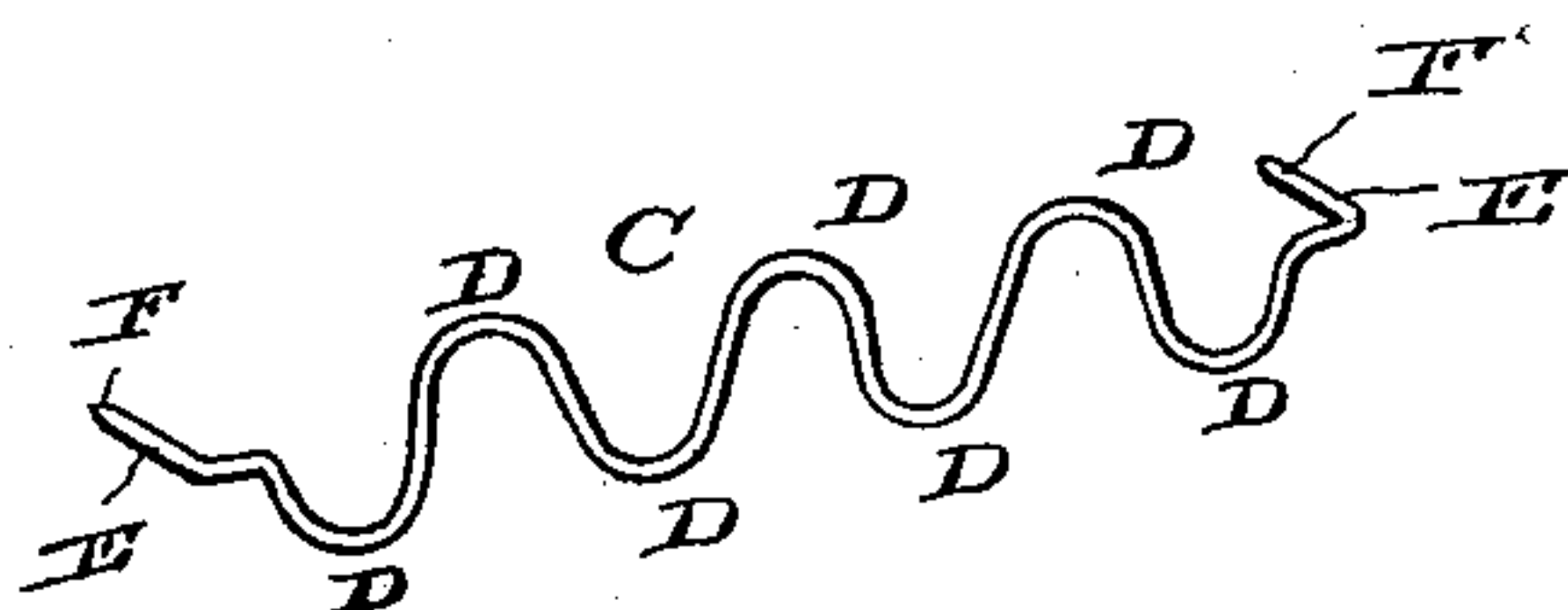


Fig. 3.

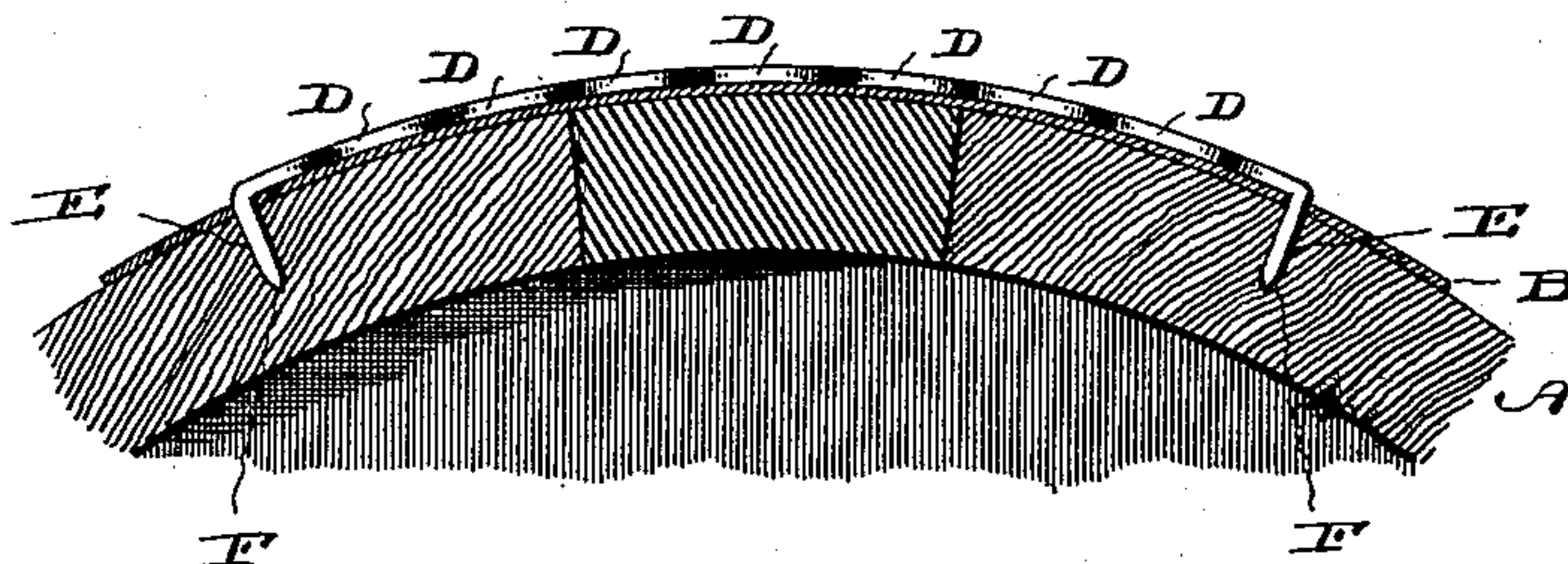
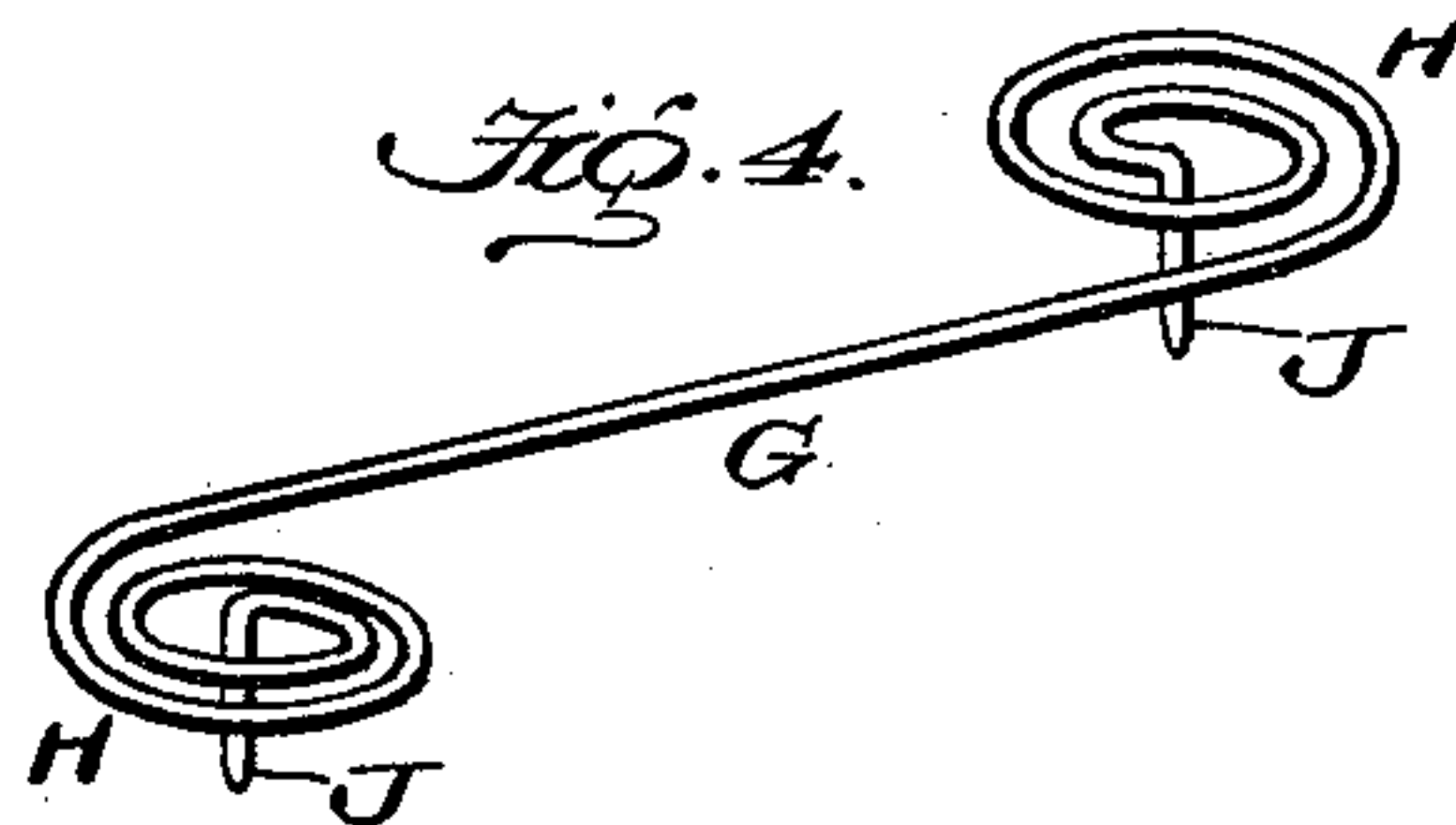


Fig. 4.



William H. Northall,
Inventor

Witnesses
W. C. Ashiey
D. P. Moore.

By *D. P. Moore*
Att'y-

UNITED STATES PATENT OFFICE.

WILLIAM H. NORTHALL, OF EVANSVILLE, INDIANA, ASSIGNOR OF TWO-THIRDS TO J. H. POLSDORFER, H. B. POLSDORFER, F. C. POLSDORFER, AND W. H. POLSDORFER, OF SAME PLACE.

STAMP-PROTECTOR.

SPECIFICATION forming part of Letters Patent No. 565,295, dated August 4, 1896.

Application filed September 12, 1895. Serial No. 562,281. (No model.)

To all whom it may concern:

Be it known that I, WILLIAM H. NORTHALL, a citizen of the United States, residing at Evansville, in the county of Vanderburg and State of Indiana, have invented certain new and useful Improvements in Stamp-Protectors; and I do hereby declare the following to be a full, clear, and exact description of the invention, such as will enable others skilled in the art to which it appertains to make and use the same.

My invention relates to improvements in stamp-protectors, that is to say, a device for use in holding in place the usual revenue or government stamp used upon casks or barrels containing liquors.

The object of my invention is the provision of a device of extremely simple and inexpensive construction which will rest over the face of the stamp and be secured in the barrel or cask, and thus provide a device which will prevent the stamp from being torn or detached, and thus prove a practical and useful device.

To attain the desired objects, the invention consists of a stamp guard or protector embodying a novel construction and arrangement, substantially as disclosed herein.

Figure 1 represents a view of a keg with my guard or protector applied to the stamp thereof. Fig. 2 represents a view of the guard or protector detached. Fig. 3 represents a sectional view thereof, the protector, stamp, and port of the keg; and Fig. 4 represents a perspective view of a modified form of my guard or protector.

In the drawings, A is the keg, B the stamp, and C my novel guard or protector.

My device is of extremely simple construction and is made preferably from a single piece of wire bent to form a series of bends,

bails, or corrugations D, which rest flat on the face of the stamp, and the terminals or ends of the wire are bent at a right angle to the body of the guard to form the entering or fastening portions E, which are sharpened or pointed at F to facilitate driving them into the keg. The bends may be of any width or may be in the form of an S or a series of contiguous S shapes, or they may be inclined corrugations, as the occasion demands.

In the modified form of my device the guard is made in the form of a single S and consists of the central portion or bend G and the end coils H, terminating in the right-angle-disposed entering or fastening portions J, as clearly shown in Fig. 4.

From the description and drawings it will be seen that I provide a device which will lie flat upon and across the face of the stamp and will form a perfect guard or protector and positively prevent the stamp from being torn or detached from the keg or cask, as is evident, and that the device is simple and cheap, can be easily applied and detached, and is very useful for the intended purpose.

I claim—

As an article of manufacture a device for preventing the destruction of stamps on casks or barrels, consisting of a guard or protector made of a single piece of wire or material having its main or body portion bent or convoluted so as to form a bearing upon the face of the stamp and having each end bent at a right angle to the body or main portion to engage the wood for securing the device.

In testimony whereof I affix my signature in presence of two witnesses.

WILLIAM H. NORTHALL.

Witnesses:

WM. H. GUDGEL,
ESTHER GUDGEL.