


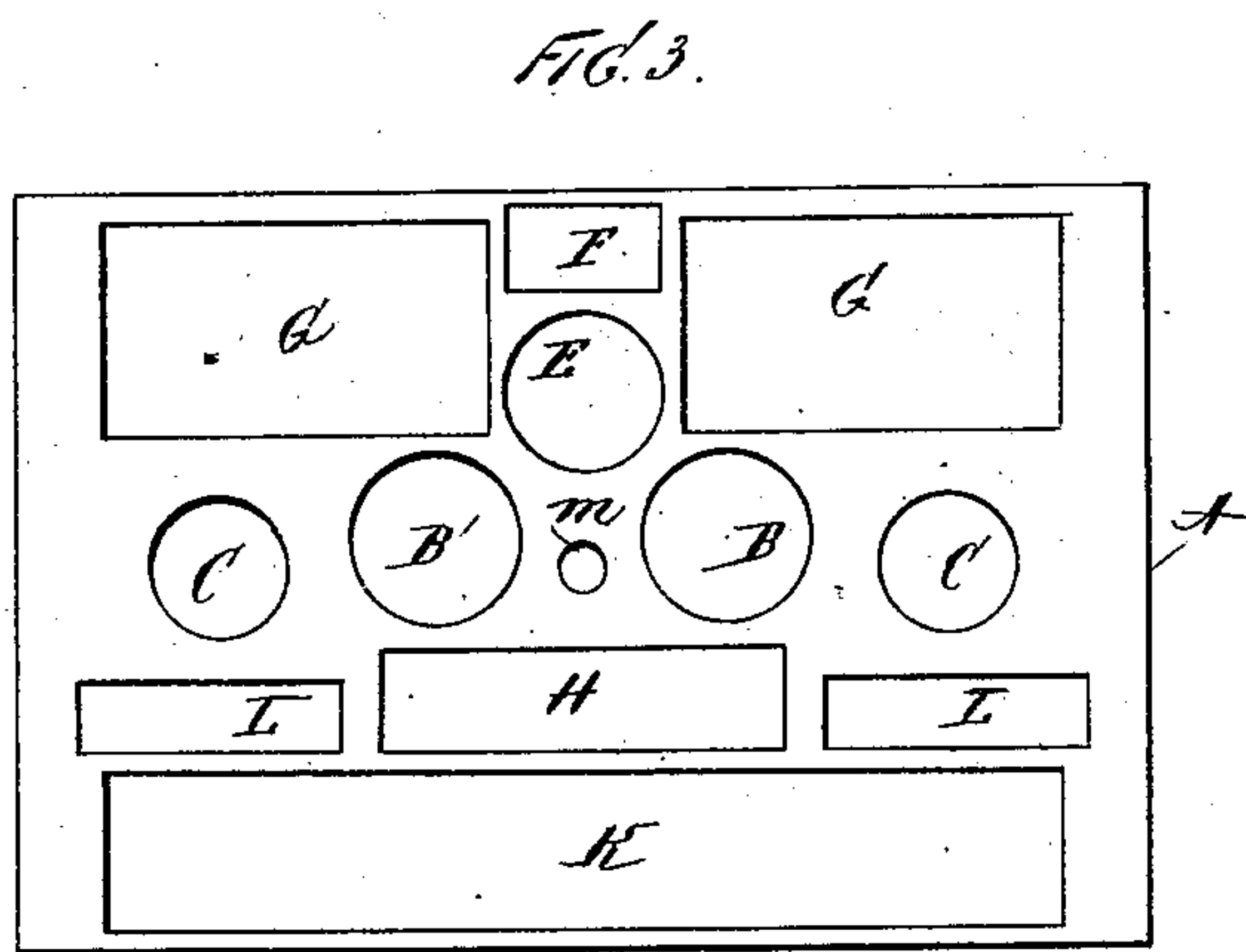
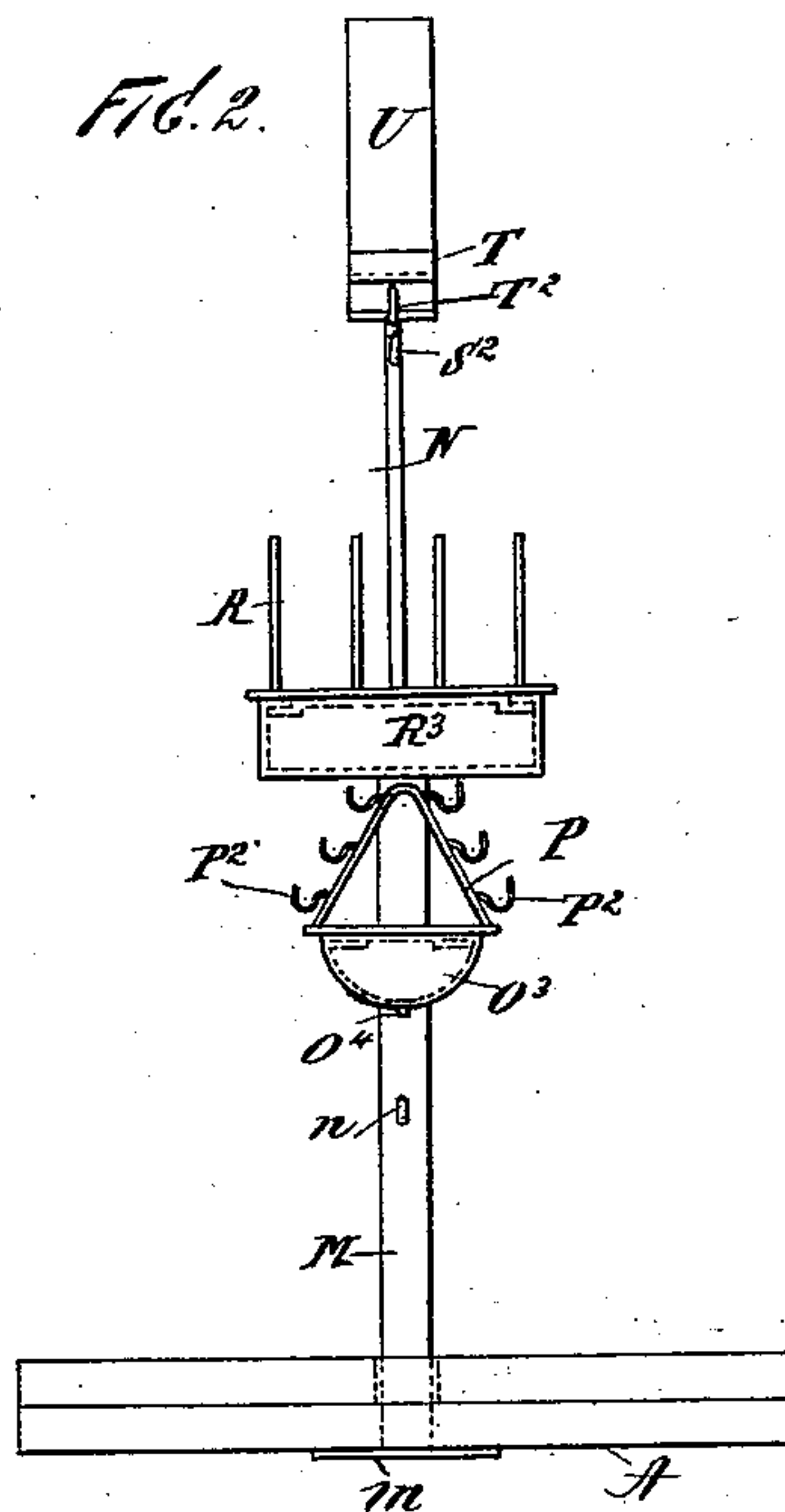
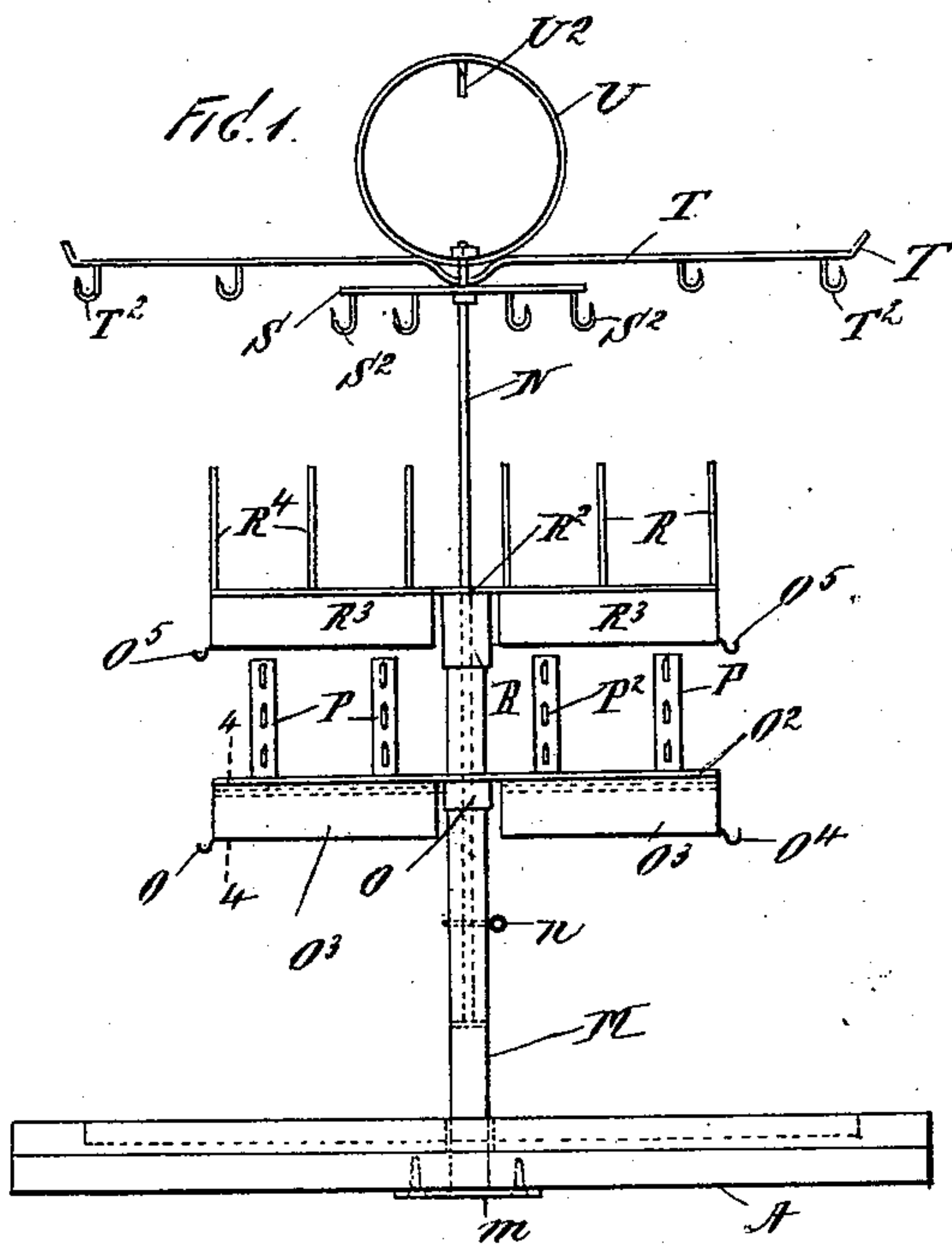
(No Model.)

J. M. McLEOD.

REVOLVING STAND FOR WRITERS OR OTHERS.

No. 563,298.

Patented July 7, 1896.



WITNESSES:

John Buckler,  
C. G. Gresham.

INVENTOR

John M. McLeod,  
BY  
Egan Bates & Co.  
ATTORNEYS

# UNITED STATES PATENT OFFICE.

JOHN MORRISON MCLEOD, OF GODERICH, CANADA.

## REVOLVING STAND FOR WRITERS OR OTHERS.

SPECIFICATION forming part of Letters Patent No. 563,298, dated July 7, 1896.

Application filed December 6, 1895. Serial No. 571,246. (No model.)

*To all whom it may concern:*

Be it known that I, JOHN MORRISON MCLEOD, a citizen of the Dominion of Canada, and a resident of Goderich, in the Province of Ontario and Dominion of Canada, have invented certain new and useful Improvements in Revolving Stands for Writers or Others, of which the following is a specification, reference being had to the accompanying drawings, forming a part thereof, in which similar letters of reference indicate corresponding parts.

This invention relates to revolving stands for the use of writers and others, and the manufacture thereof, and the object of the invention is to provide a stand which will support or hold in a convenient, compact, and condensed form all, or almost all, of the various useful and suitable articles required by writers or others; and with this and other objects in view the invention consists in the construction, combination, and arrangement of parts hereinafter described and claimed.

The invention is fully disclosed in the following specification, of which the accompanying drawings form a part, in which—

Figure 1 is a side view of my improved stand; Fig. 2, an end view thereof; Fig. 3, a plan view of the bottom or base of the stand, and Fig. 4 a section on the line 4 4 of Fig. 1.

In the practice of my invention I provide a base A, which is preferably composed of wood, and which is also preferably oblong in form. The base A is provided in the upper side thereof with two similar receptacles B, which are designed to receive bottles of ink, and at the sides thereof are similar but smaller receptacles C, which are designed to receive cups of any kind or class for sponges or other articles, or one of said receptacles may be employed as a holder for an envelop-sealer and the other as a holder or receptacle for a mucilage box or bottle. Arranged back of the receptacle B is a similar circular receptacle E, which may be used as a holder for a box or bottle containing perfume, camphor, or disinfecting material, and back of the said receptacle E is a smaller angular receptacle F, in which pens may be placed, and at each side of the receptacle F are larger oblong receptacles G, which are designed to receive boxes of envelops and paper, and letters to be mailed, &c. Arranged

in the central forward portion of the bottom or base A is an oblong receptacle H, which may be used as a holder for various articles, such as a sponge, and at each side thereof are receptacles L, one of which may be used as a holder for a box containing pens and pencils, and the other for any desired purpose, and in front thereof is an oblong receptacle K, which extends almost entirely across the base or bottom and which is designed to receive cups or boxes containing pins, erasers, rubbers, and various other articles.

The base or bottom A is provided centrally thereof with a bottom shaft or standard M, which is preferably passed through a central opening *m* and secured to the base or bottom by means of a plate *m'*, and arranged within said tubular standard or mast is a vertically-movable rod N, which may be held at any desired point of elevation by a set-screw *n*.

Mounted on the standard M, and preferably secured thereto, is a ring or band O, on which rests a transverse bar or plate O<sup>2</sup>, to the bottom of which is secured a casing O<sup>3</sup>, which is segmental in cross-section, as shown in Fig. 4, and by means of which a trough or receptacle is formed which is designed to receive various articles for use by writers or others.

The bar or plate O<sup>2</sup> is revoluble on the standard M, and secured to the opposite sides thereof are triangular pen-racks P, which are provided on their outer sides with hooks P<sup>2</sup>, which are designed to support penholders, pencils, &c., and mounted on the top of the standard M is a ring or band R, on which rests a transverse plate or bar R<sup>2</sup>, which is designed to support at each end boxes or receptacles R<sup>3</sup>, having vertical partitions and end plates R<sup>4</sup>, and the boxes or receptacles R<sup>3</sup> are designed to receive envelops, papers, and other and similar articles. The boxes or casings O<sup>3</sup>, on their opposite ends, are provided with hooks O<sup>4</sup>, and the boxes or receptacles R<sup>3</sup> with similar hooks O<sup>5</sup>, and from these hooks may be suspended any desired article or articles, and arranged near the top of the rod M is a transverse bar S, from which depend hooks S<sup>2</sup>, and above the bar S is a similar but longer bar T, provided with hooks T<sup>2</sup>, and the hooks T<sup>2</sup> and S<sup>2</sup> may be used for supporting calendars, a call-bell, rubber stamps, and other articles, and at the top of the rod



N is a ring or loop U, from which depends a hook N<sup>2</sup>, and within which may be hung a clock or other timepiece.

If desired, the standard M may be composed of different sections and may be also telescopic, and many other changes in and modifications of the construction herein described may be made without departing from the spirit of my invention or sacrificing its advantages.

Having fully described my invention, I claim as new and desire to secure Letters Patent—

1. A stand for writers and others, comprising a base-board or support, in the top of which is formed a plurality of receptacles, of different forms, which are adapted to receive various articles, a tubular standard arranged centrally of said base or support, in which is placed a vertically-adjustable rod, said standard being also provided with a pen-rack, which is mounted thereon, and boxes or receptacles for paper and other articles also mounted thereon, and said rod being provided near its top with a transverse bar provided with depending hooks, substantially as shown and described.

2. A stand for writers and others, comprising a base-board or support, in the top of which is formed a plurality of receptacles, of different forms, which are adapted to receive various articles, a tubular standard arranged centrally of said base or support, in which is placed a vertically-adjustable rod, said standard being also provided with a pen-rack, which is mounted thereon, and boxes or receptacles for paper and other articles also mounted thereon, and said rod being pro-

vided near its top with a transverse bar provided with depending hooks, said pen-rack being revoluble on said standard, and said rod being also provided on its top with a support for a clock, substantially as shown and described.

3. A stand for writers and others, comprising a base-board or support, in the top of which is formed a plurality of circular and rectangular receptacles, which are adapted to receive ink-bottles, and various other articles, said base-board or support being also provided centrally with a vertical tubular standard in which is a vertically-adjustable rod, said standard being also provided with a transverse bar or plate, which is revoluble thereon, and to which are secured angular pen-racks, and depending receptacles, which are segmental in cross-section, and said standard being also provided above said transverse bars or plates with a similar transverse bar or plate which supports boxes or receptacles designed to hold paper, envelopes, and other articles, and said rod being provided at its upper end with transverse rods or bars, which are provided with depending hooks which are adapted to support articles of various classes and kinds, and with a ring or band in which a clock is adapted to be suspended, substantially as shown and described.

In testimony that I claim the foregoing as my invention I have signed my name, in presence of the subscribing witnesses, this 30th day of November, 1895.

JOHN MORRISON McLEOD.

Witnesses:

JAMES MCKEE,

MARGARET A. McLEOD.