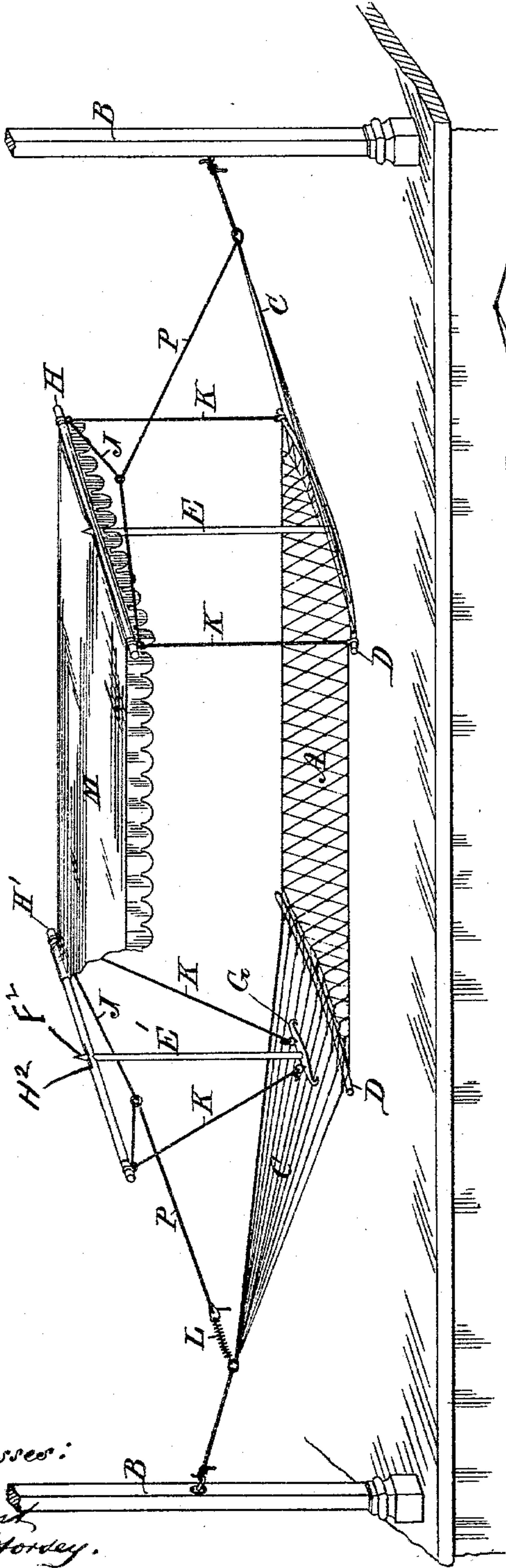


(No Model.)

W. H. CROFT.
CANOPY ATTACHMENT FOR HAMMOCKS.

No. 562,803.

Patented June 30, 1896.



Witnesses:
John Grist
W. H. Stoddy.

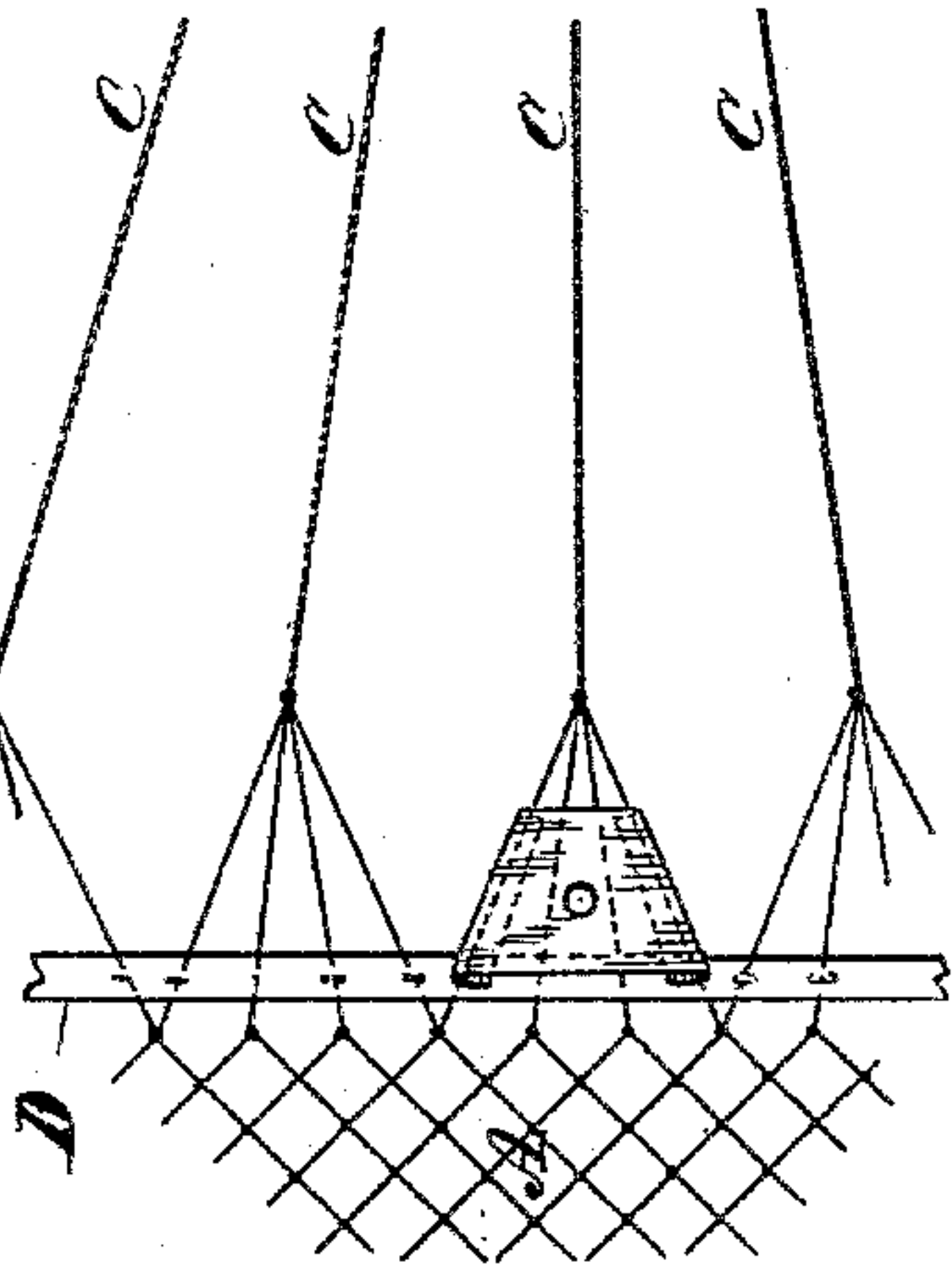


Fig. 4.

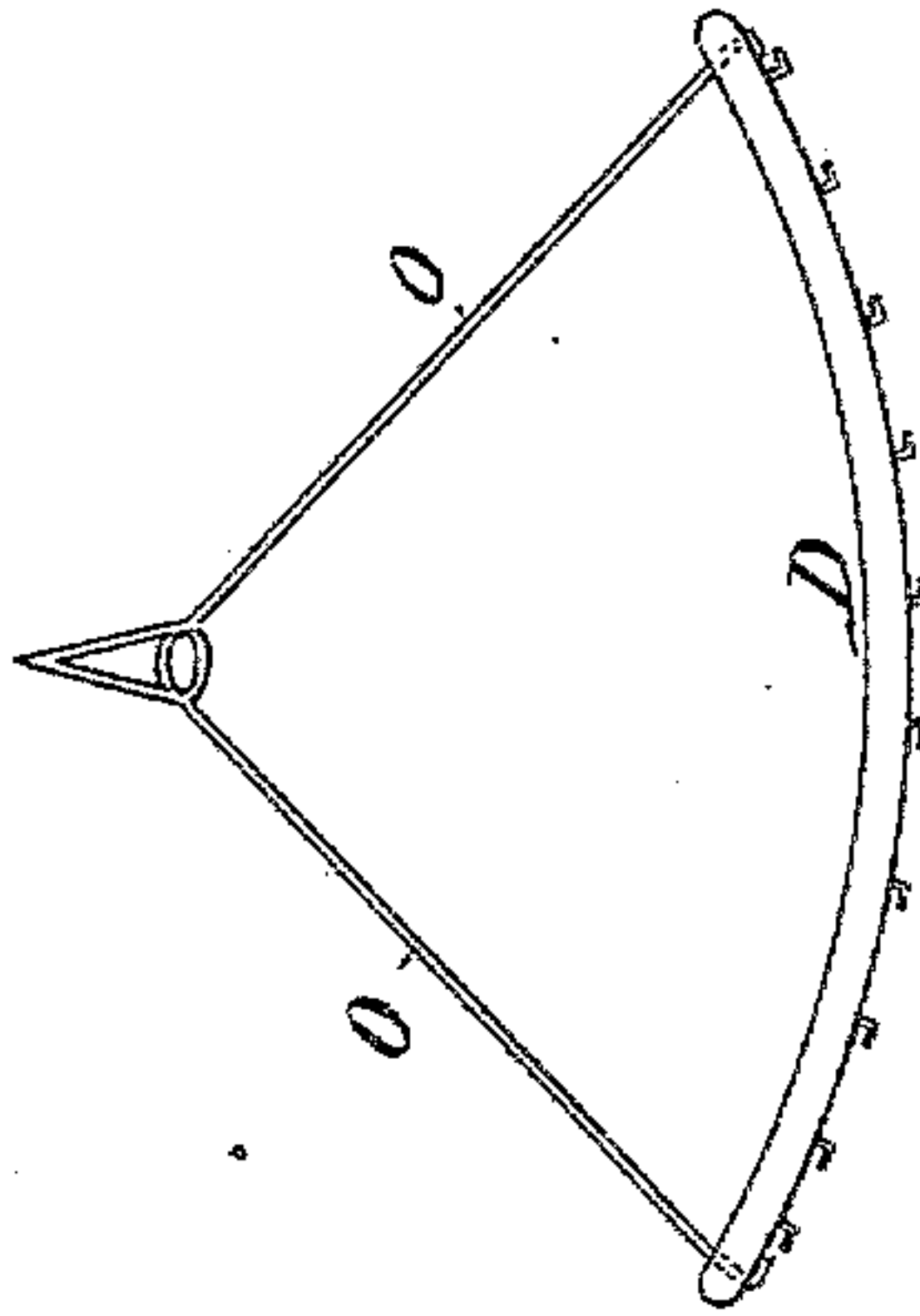


Fig. 3.

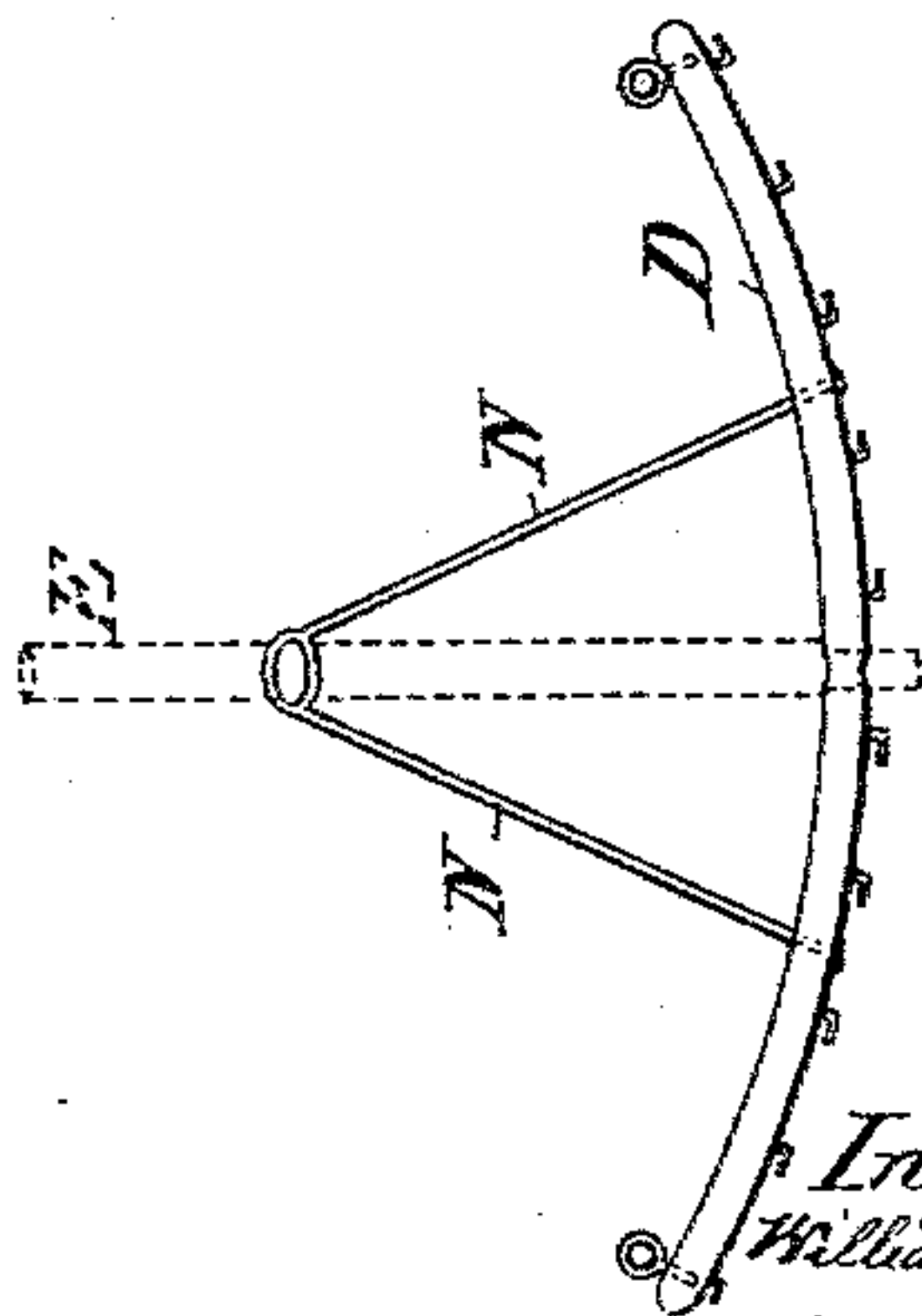


Fig. 2.

Inventor.
William N. Croft
By Henry Grist
Attorney.

UNITED STATES PATENT OFFICE.

WILLIAM HENRY CROFT, OF TORONTO, CANADA.

CANOPY ATTACHMENT FOR HAMMOCKS.

SPECIFICATION forming part of Letters Patent No. 562,803, dated June 30, 1896.

Application filed September 27, 1895. Serial No. 563,924. (No model.)

To all whom it may concern:

Be it known that I, WILLIAM HENRY CROFT, of the city of Toronto, in the Province of Ontario, in the Dominion of Canada, have invented certain new and useful Improvements in Canopy Attachments to Hammocks; and I do hereby declare that the following is a full, clear, and exact description of the same, reference being had to the accompanying drawings, in which—

Figure 1 is a perspective view of a suspended hammock and my improved canopy, a portion of the canopy-top broken away to show the mast, yard, and rigging. Figs. 2, 3, and 4 are details showing modification of the mast-supports, mast-substitute, and mast-step, respectively.

My invention has for its object to rig the canopy whereby it can be readily attached to the hammock independently of other fixtures and to cant the top to afford protection from the sun when near the horizon.

My invention consists in rigging the canopy by means of a mast at the head and foot of the hammock and supported thereon, said masts carrying a yard, the ends of the canopy attached to said yards, and guys connected to the yard-arms to cant the canopy-top, and pull-cords fastened to the yard-arms and to the hammock to strain the canopy-top lengthwise.

A is a hammock of ordinary description, and B posts or fixtures from which the hammock is suspended by the usual converging cords C at the head and foot, and D are the stretcher-bars at the ends.

E E' are respectively masts, one mast footed into the stretcher-bar D, and the other into a

step G, formed at the ends with appropriate hooks to engage the converging cords C to hold the mast in position. Each mast carries a yard H H', slung thereto, or said yards may have an elongated hole or socket H² at the middle, into which fits a reduced end E² of the top of the mast. To the yard-arms are attached a cord J, which is connected at the middle to a pull-cord P, which is fastened to the hammock-strings at the termination of the converging cords and preferably to a coiled spring L to stretch the canopy-top M.

K are guys secured to the end of the yard-arms and the other end of the guys fastened to the footing of the masts, to cant the canopy to one side when desired.

In Fig. 2 the mast is shown as supported by braces N.

In Fig. 3 the mast is substituted by converging stays O, secured to the stretcher-bars. In Fig. 4 is shown a modified step for the mast.

I claim as my invention—

The combination with a hammock, having stretcher-bars D, D, of the masts E, E', one mast footed into one of said bars and the other provided with a foot-piece G, bearing on the converging cords C, of the hammock, yard-arms H, H', supported by said masts, a canopy-top M, secured at the ends to said arms respectively, and guy-cords K, and stretcher-cords P, attached to said arms, and to the hammock, as set forth.

WILLIAM HENRY CROFT.

Witnesses:

ROBT. DOBSON,
KENNETH MCKENZIE.