

(No Model.)

O. W. YOUNG.
COLLAR, CUFF, AND STUD BUTTON.

No. 562,060.

Patented June 16, 1896.

Fig. 1.

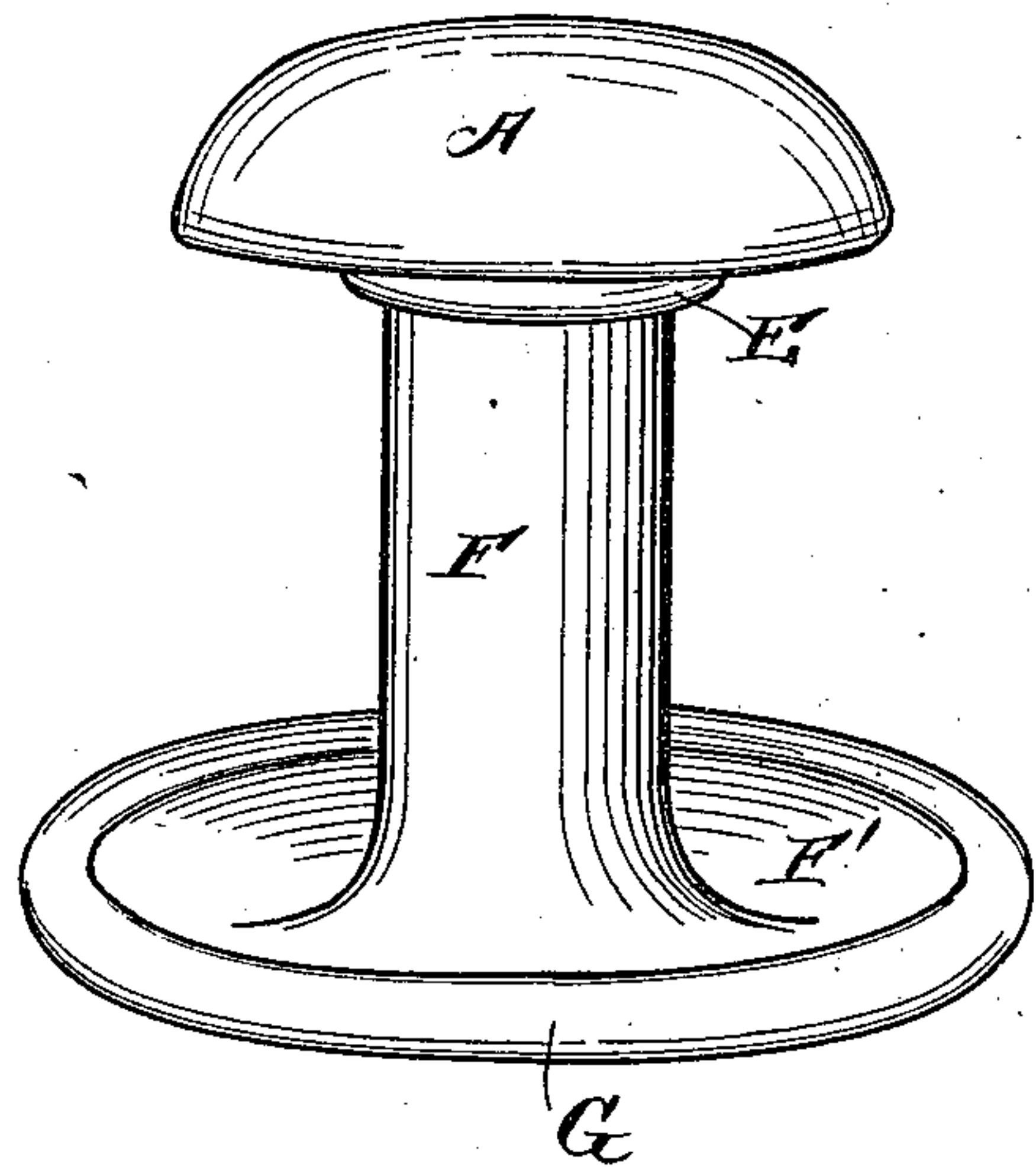


Fig. 2.

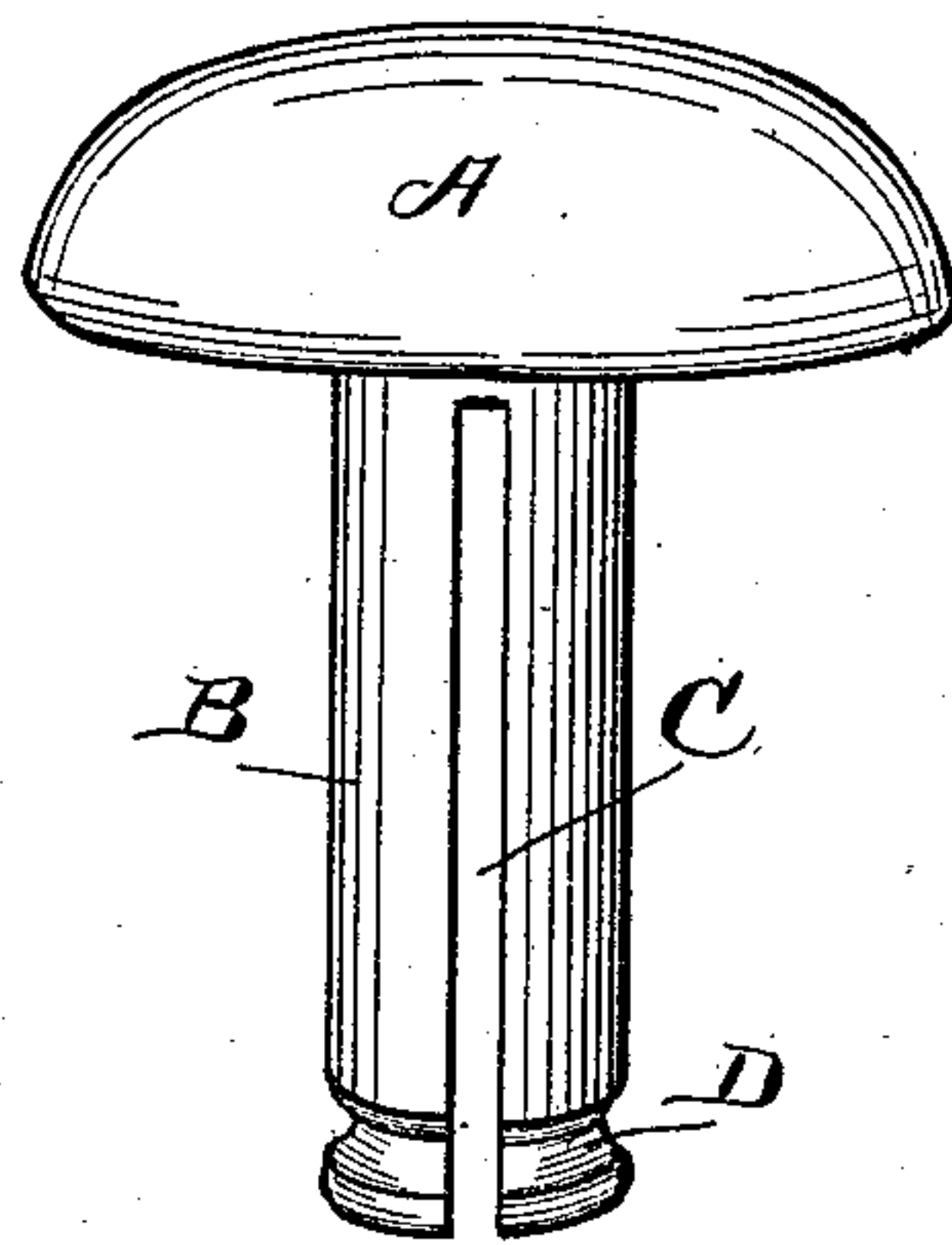


Fig. 3.

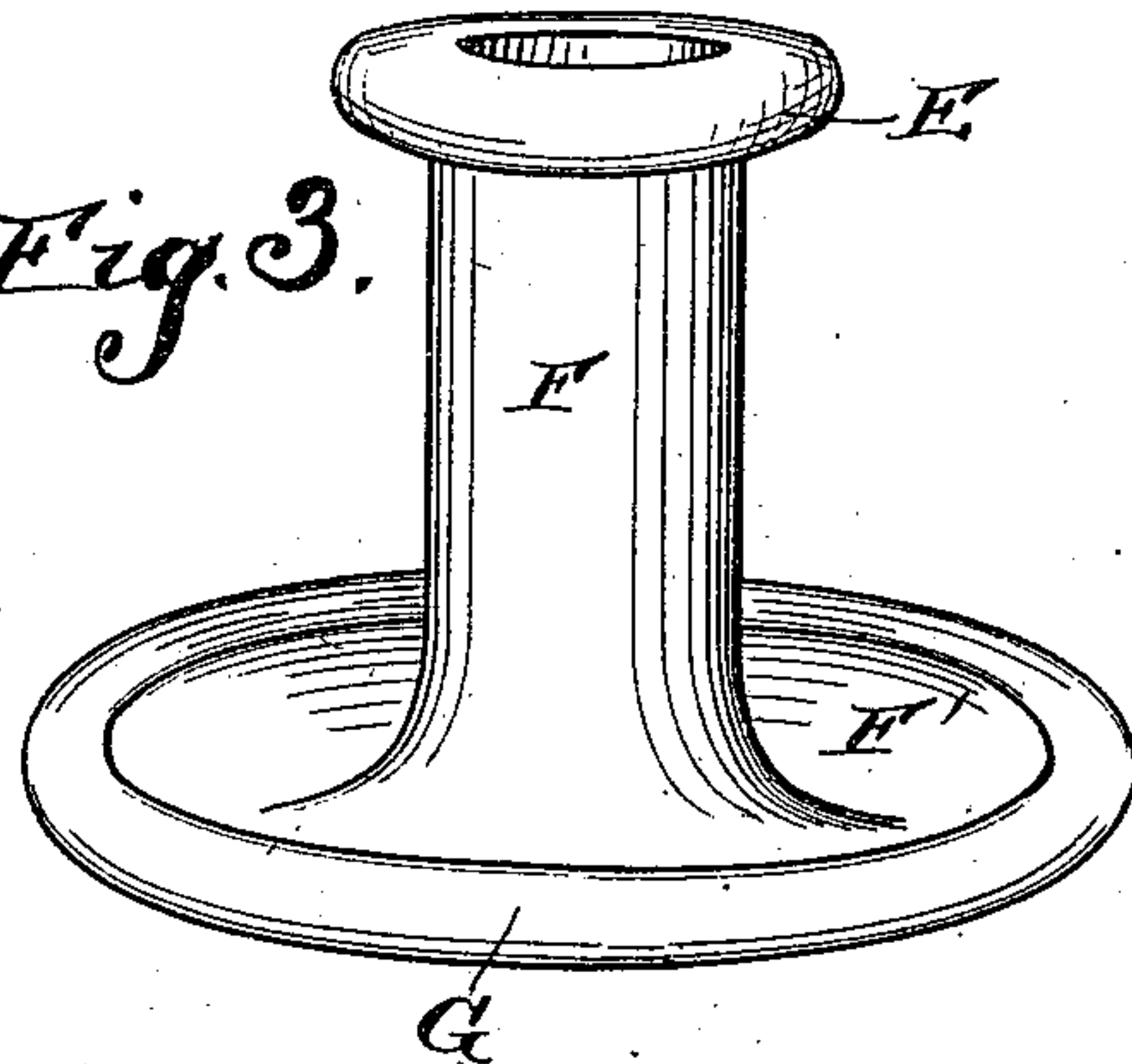
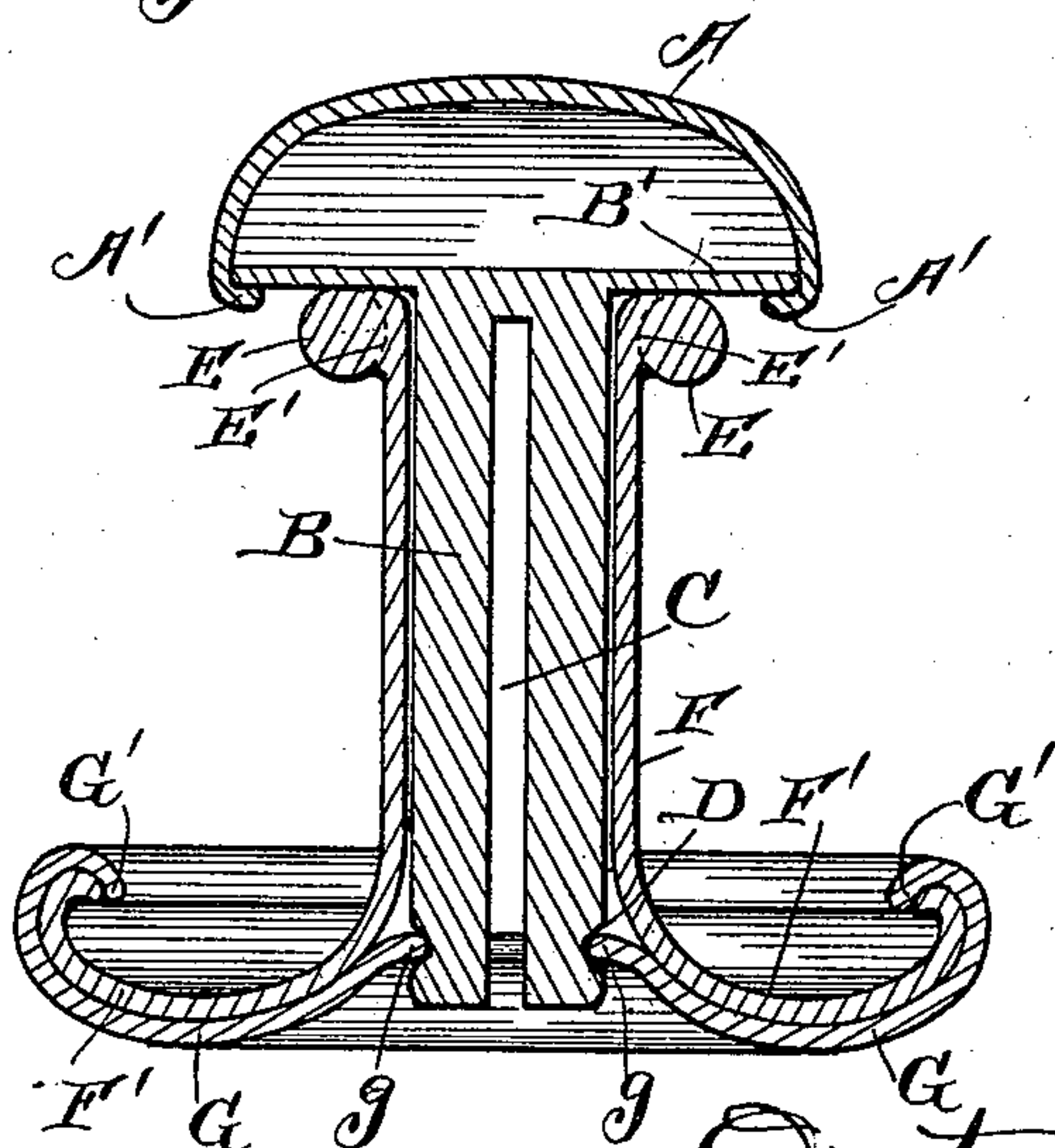


Fig. 4.



Witnesses:

R. J. Jacker,
Flora L. Brown.

Inventor:

Oresta Woodworth Young,
By Charles Turner Brown, Atty.

UNITED STATES PATENT OFFICE.

ORESTA WOODWORTH YOUNG, OF CHICAGO, ILLINOIS.

COLLAR, CUFF, AND STUD BUTTON.

SPECIFICATION forming part of Letters Patent No. 562,060, dated June 16, 1896.

Application filed March 28, 1895. Serial No. 543,605. (No model.)

To all whom it may concern:

Be it known that I, ORESTA WOODWORTH YOUNG, a citizen of the United States, residing in Chicago, in the county of Cook and State of Illinois, have invented a new and useful Improvement in Collar, Cuff, and Stud Buttons, of which the following is a specification.

My invention consists of a collar, cuff, sleeve, stud, or lapel button constructed in two separate parts, so as to be placed in and removed from garments with the smallest amount of wear upon the buttonhole.

The construction of the button is shown in the accompanying drawings, in which—

Figure 1 is a perspective view of a collar, cuff, and stud button embodying my invention, with the several parts thereof joined together; Fig. 2, a perspective view of the crown of the button and of the post of the crown, such post and crown being detached from the base and post thereof; Fig. 3, a perspective view of such base and post; and Fig. 4 is a vertical sectional view of the device, showing the construction of the several parts and the manner in which they join or lock together.

Fig. 1 shows the two parts of the button joined together and appearing as one piece, capable of being constructed in any size and the crown in any shape or size desired.

Figs. 2 and 3 show the two parts separated. The part shown in Fig. 2 consists of a crown A, attached to a shank B, called the "inner" shank, the shank B having a slot C cut in it longitudinally and a groove D cut around near the lower end, with rounded edges. The shank B has a circular disk B', attached thereto or integral therewith, as shown in Fig. 4, and the crown A is spun or otherwise turned over the peripheral edges of such disk, as shown A' in Fig. 4. Secondly, the part shown in Fig. 3 consists of an outer shank F, being hollow and having a circular base F' and attached to a shoe G. A circular aperture is cut in the bottom of the shoe G directly under the shank F, being of the same diameter as the inner shank B at its smallest part—i. e., the groove D. The shoe G is secured to the outer hollow shank F by being turned or

spun over the peripheral edge of the circular base F', as is shown G' in Fig. 4.

About the upper edge of the outer shank F is an enlargement or rim E, which prevents the shoe and outer shank from falling from the buttonhole when the two parts of the button are separated, and lessens the pressure of the garments upon the crown when they are united. This enlargement or rim E may be made by placing a ring over the shank, as is indicated by the dotted lines in Fig. 4.

Fig. 4 is a sectional view of the two parts of the button when united, which is effected in the following manner: The inner shank is passed within the outer shank. The crown being pressed brings the rounded edge of the lower end of the inner shank against the edge of the aperture in the shoe. The slot in the inner shank allows the shank to be compressed so as to pass through the aperture in the shoe until the groove is reached, when the inner shank springs back into its natural position. Thus the two parts of the button are held together by the groove fitting into the aperture in the shoe.

The two parts are separated by drawing them apart in exactly the reverse direction and in no other way.

I claim as my invention and desire to secure by Letters Patent—

1. A cuff, collar and stud button consisting of a shank having a longitudinal slot therein with a groove near one end thereof and a circular disk at the other end, a crown attached to the circular disk by being turned over the peripheral edge thereof, an outer and hollow shank, such hollow shank having a circular base, and a shoe having an aperture therein corresponding in diameter with the smallest diameter of the first-named and slotted shank, and such shoe attached to the circular base of the hollow shank by being turned over the peripheral edge of such circular base; substantially as described.

2. A cuff, collar and stud button consisting of a shank having a longitudinal slot therein with a groove near one end thereof and a circular disk at the other end, a crown attached to the circular disk by being turned over the

peripheral edge thereof, an outer and hollow
shank, such hollow shank having a circular
base at one end thereof and a rim at the other
end thereof, and a shoe having an aperture
5 therein corresponding in diameter with the
smallest diameter of the first-named and slot-
ted shank, and such shoe attached to the cir-

cular base of the hollow shank by being turned
over the peripheral edge of such circular base;
substantially as described.

ORESTA WOODWORTH YOUNG.

Witnesses:

C. CARDZXA,

JOHN F. MILLS.