

(No Model.)

W. H. DOUGHERTY.
FOLDING CARD HOLDER.

No. 561,380.

Patented June 2, 1896.

Fig. 1.

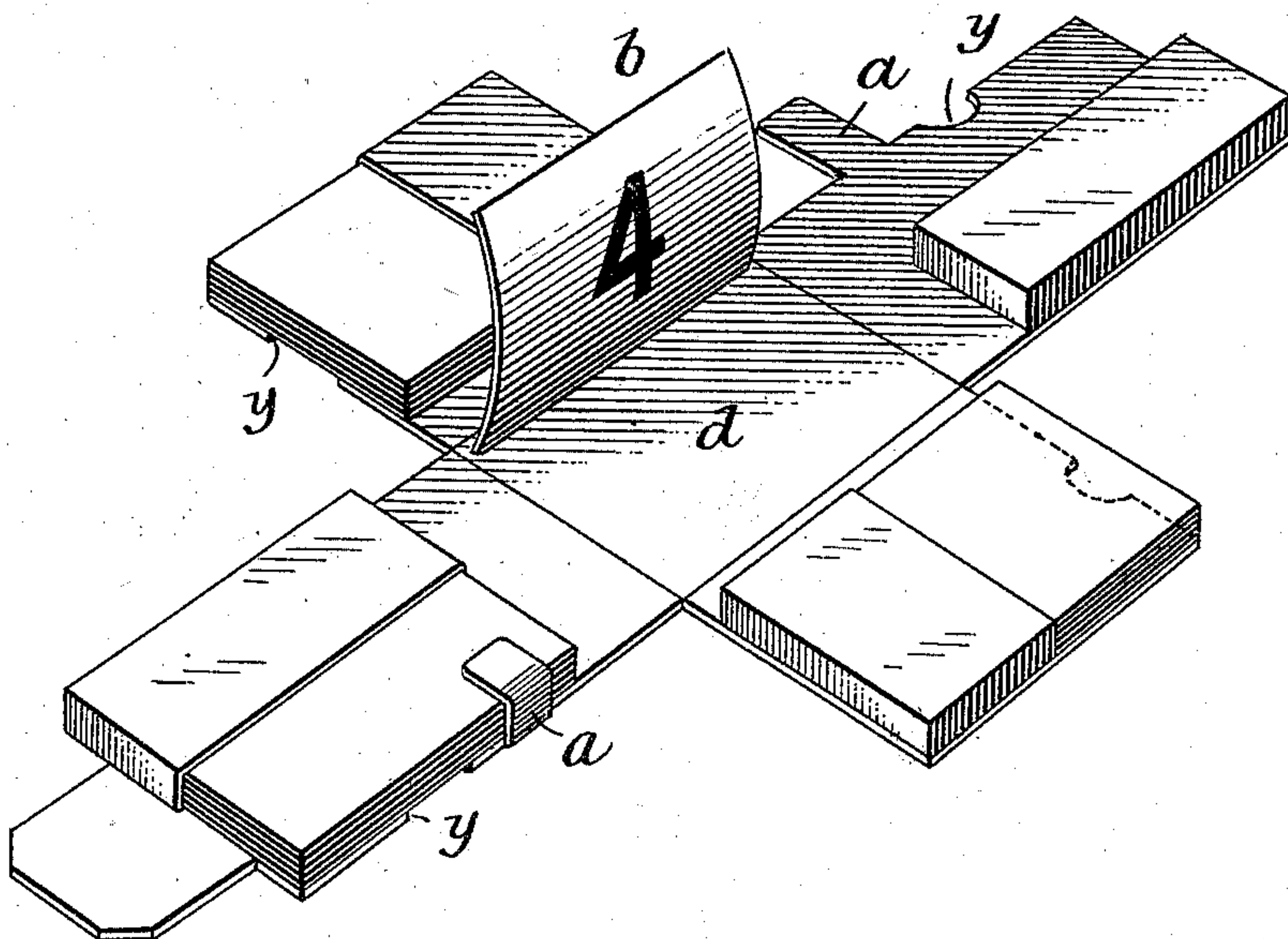


Fig. 2.

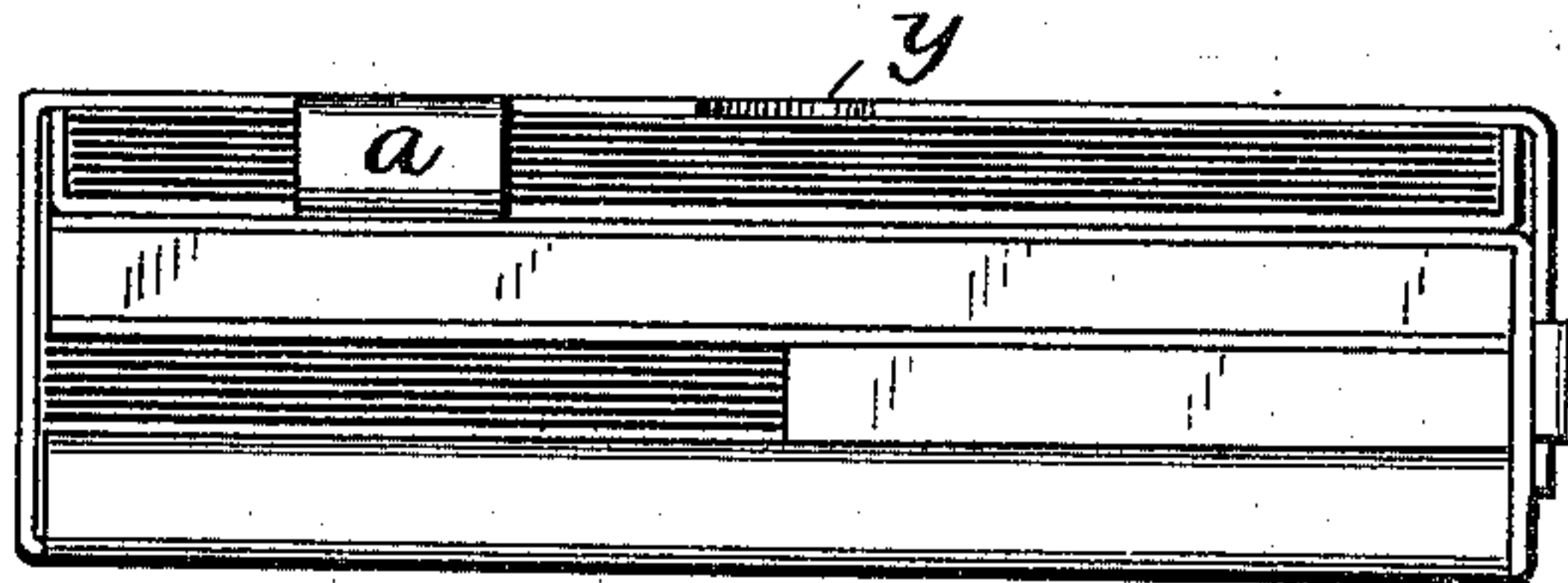
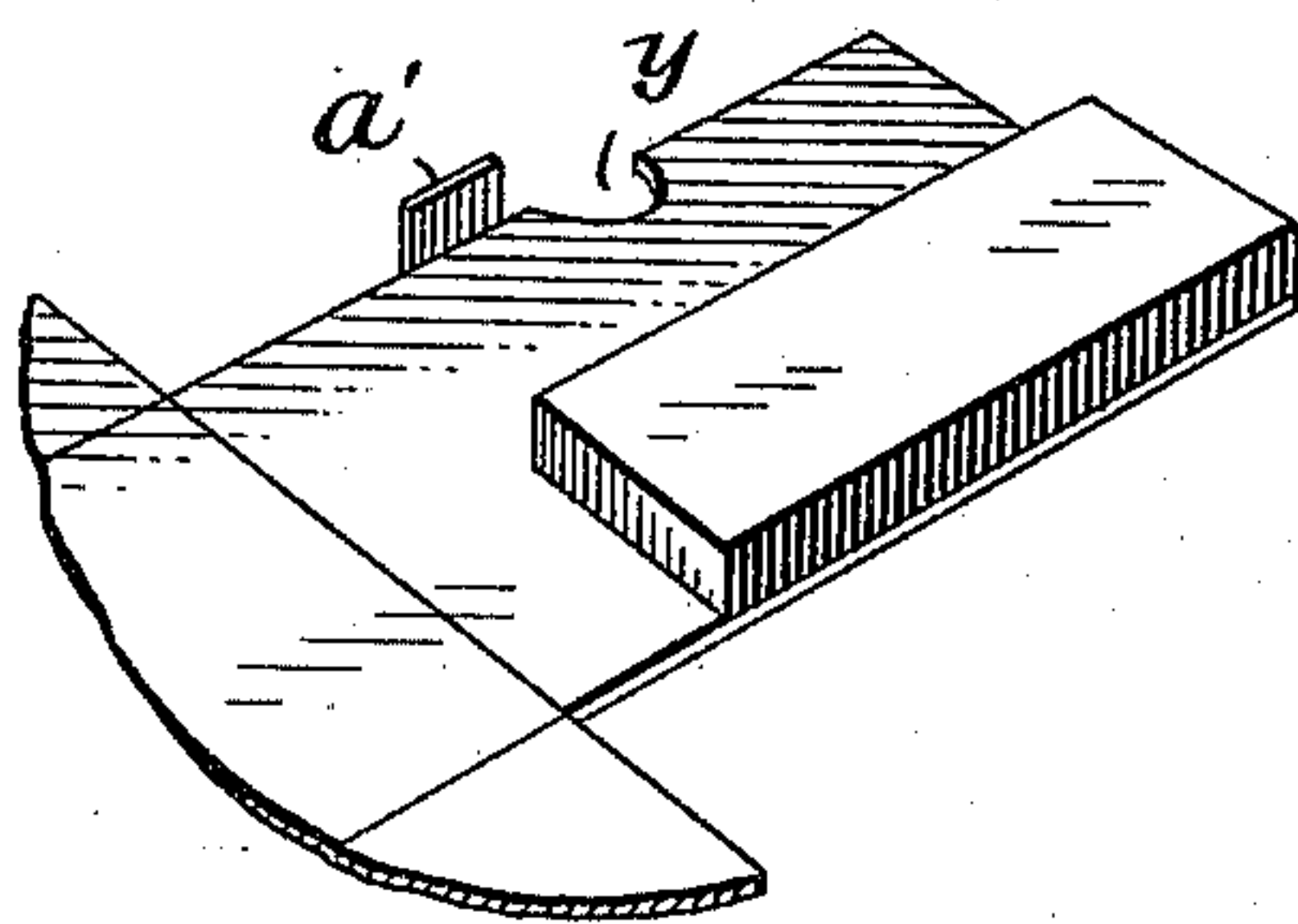


Fig. 3.



Witnesses
J. H. Hinkel
E. Everett Ellis

Inventor
William H. Dougherty
by J. W. & J. W. Truman
Attorneys

UNITED STATES PATENT OFFICE.

WILLIAM HENRY DOUGHERTY, OF BROOKLYN, NEW YORK.

FOLDING CARD-HOLDER.

SPECIFICATION forming part of Letters Patent No. 561,380, dated June 2, 1896.

Application filed March 30, 1896. Serial No. 585,476. (No model.)

To all whom it may concern:

Be it known that I, WILLIAM HENRY DOUGHERTY, a citizen of the United States, residing in the city of Brooklyn, county of Kings, and State of New York, have invented certain new and useful Improvements in Folding Card-Holders, of which the following is a specification.

My invention relates to that class of card-holders in which there is a central panel with a series of cases flexibly connected with the edges of said panel; and my invention consists in constructing the parts, as fully set forth hereinafter, so as to insure the retaining of the cards within the pockets of the cases when the holder is folded, and also so as to facilitate the extraction of the cards from the pockets, to which end the holder is constructed as fully set forth hereinafter and as illustrated in the accompanying drawings, in which—

Figure 1 is a perspective view showing one of my card-holders as unfolded and ready for use in playing. Fig. 2 illustrates the same as folded up. Fig. 3 is a perspective view illustrating a modification.

In that class of card-holders provided with cases hinged or connected by flexible connections with a central panel the cards are effectively retained in those two cases, the open sides of which are covered by the flexible portions of the other cases when the holder is closed; but they are liable to fall out from the open edges of the infolding cases. In order to overcome this objection, I provide a flap or retainer *a*, connected to the edge of each of the cases, the mouth of which is open or exposed when the casings are folded together, which flap is preferably flexible and turned over the top of the hand of cards within the case, as shown at the left, Fig. 1, so that when the holder is folded together, as shown in Fig. 2, the said flap will serve as a means of preventing the cards from escaping.

While I prefer to make the retainer flexible, so as to fold over as described, it may be in the form of a metallic flange *a'*, Fig. 3, equal in height to the thickness of the hand of cards and inflexible. In such case of

course the cards must be lifted up, so as to be carried above the edge of the retainer. In such case it is of course necessary to take hold of the cards from beneath, so as to lift them up, and in any case it is advantageous to be able to get the finger beneath the lower card of each hand, and I therefore for such purpose cut away the back of each case, so as to form a notch or recess *y*, into which the forefinger may be introduced beneath the lowest card to lift the latter and facilitate grasping the hand of cards between the forefinger and the thumb, and thereby facilitate the lifting of the same from the back of the case and the withdrawal of the hand from the pocket.

To the central panel *d*, to which each one of the cases is connected by a flexible portion, is secured at one end the tongue *b*, on the under face of which is the number of the holder, which number, therefore, can only be exposed by turning the flap completely over.

Without limiting myself to the precise construction of case herein set forth, I claim as my invention—

1. A card-holder consisting of a central panel, and four cases connected with the edges of the central panel by flexible connections, and having card-pockets open at the sides, with retainers opposite the mouths of two of the cases, substantially as set forth.

2. The combination with the central panel and series of cases flexibly connected with the edges thereof, and having pockets open at the sides, of tongues constituting flexible retainers *a*, for the purpose described.

3. The combination with a central panel and cases connected flexibly to the edges thereof, and with pockets open each at one side, of a recess *y*, in the back of each case at the end thereof, substantially as and for the purpose set forth.

In testimony whereof I have signed my name to this specification in the presence of two subscribing witnesses.

WILLIAM HENRY DOUGHERTY.

Witnesses:

JOHN H. PRATT,

ANDREW DOUGHERTY, Jr.