

(No Model.)

P. CLOSS.
EYEGLASS CASE.

No. 559,438.

Patented May 5, 1896.

Fig. 1.

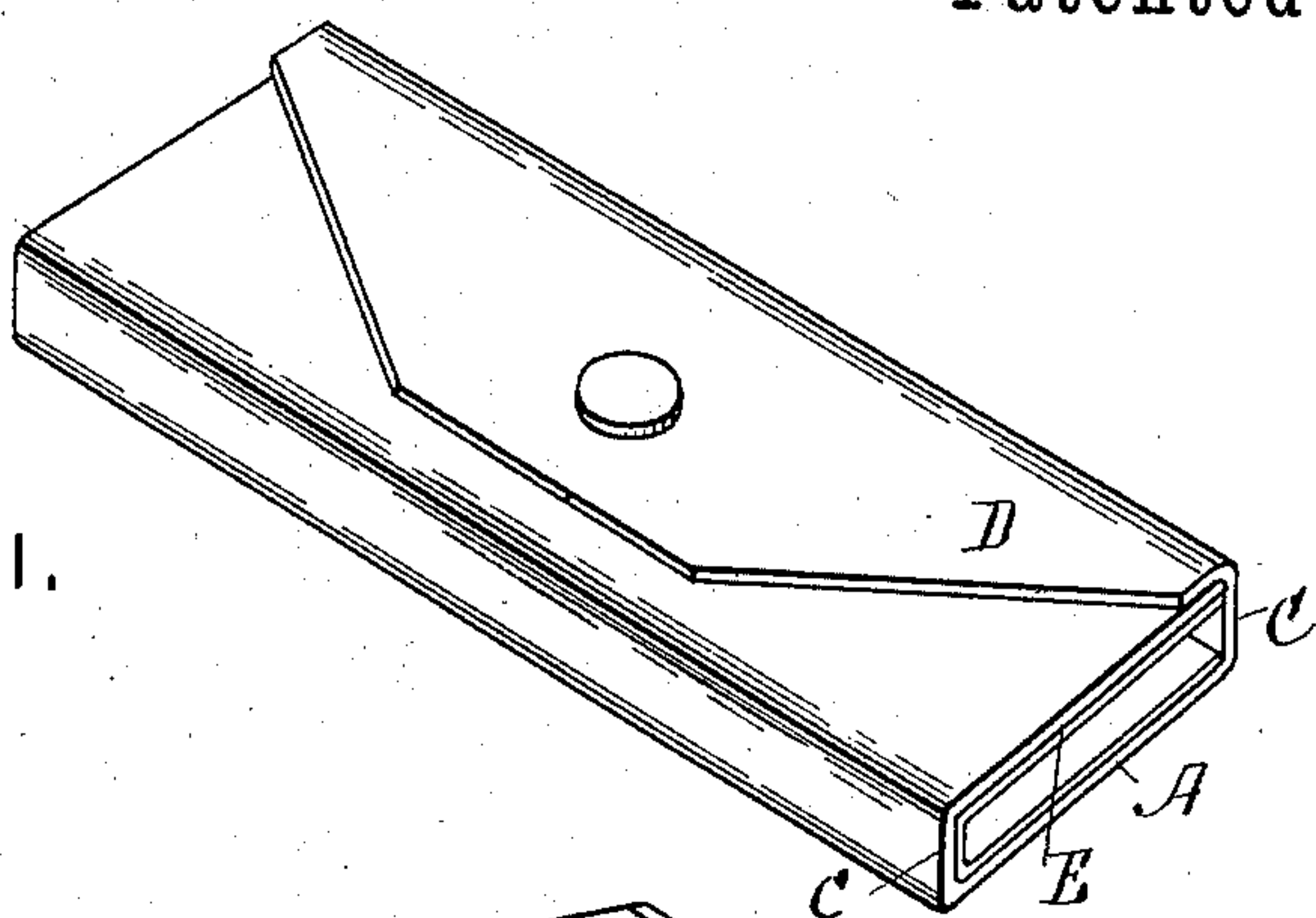


Fig. 2.

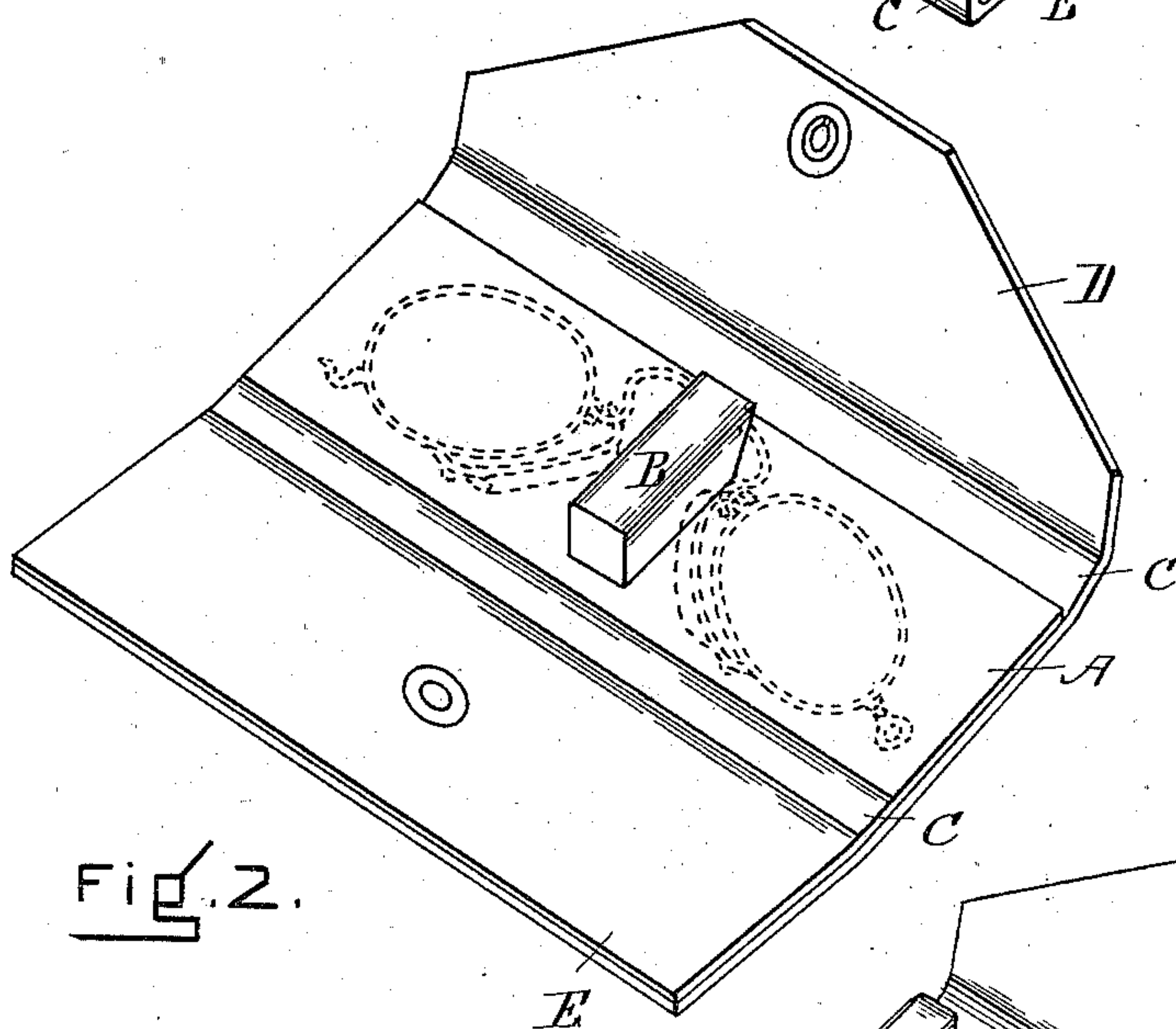
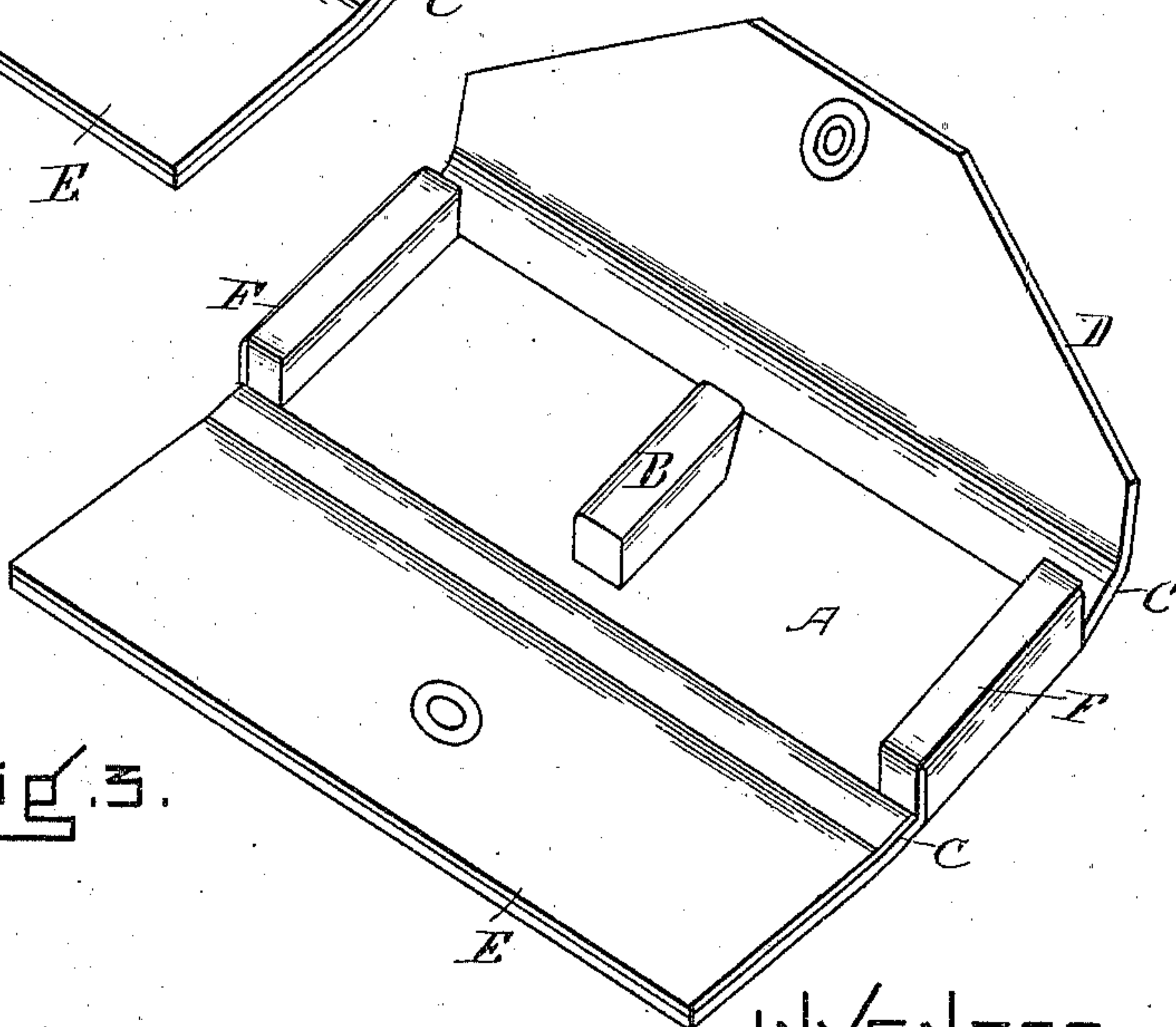


Fig. 3.



WITNESSES

Elliott S. Bradnick.
Ellen B. Toulson.

INVENTOR

Peter Closs
by Alex. P. Browne, attorney

UNITED STATES PATENT OFFICE.

PETER CLOSS, OF WOLLASTON HEIGHTS, MASSACHUSETTS, ASSIGNOR TO
ANDREW J. LLOYD & CO., OF BOSTON, MASSACHUSETTS.

EYEGLASS-CASE.

SPECIFICATION forming part of Letters Patent No. 559,438, dated May 5, 1896.

Application filed October 9, 1895. Serial No. 565,132. (No model.)

To all whom it may concern:

Be it known that I, PETER CLOSS, a citizen of the United States, residing at Wollaston Heights, in the county of Norfolk and State of Massachusetts, have invented certain new and useful Improvements in Eyeglass-Cases, of which the following is a specification.

My invention relates to eyeglass-cases, and its object is to provide such an article which shall be simple, compact, and durable and which shall at the same time afford perfect protection from accident for the eyeglasses placed therein.

In the accompanying drawings, Figure 1 is a perspective view of a preferred form of my case when closed. Fig. 2 is a similar view showing the case open. Fig. 3 is a view like Fig. 2, showing a modified form hereinafter described.

My case is made of any suitable material—as, for instance, pasteboard—covered externally with leather or leatherette, and with cloth or other soft material on its inner side in whole or in part. The case consists of a central strip A of a length and width sufficient, as shown, to permit a pair of eyeglasses to be laid upon the same and to be inclosed within its outer lines. This strip is preferably rectangular, as shown, and is provided with a block or piece B, centrally located and adapted to receive or be grasped by the nose-piece of the eyeglasses, so as to hold the same in place in the case. To each side of the length of the strip A is flexibly secured a strip or offset C C and to the other or outer side of said strip are likewise flexibly secured, respectively, two covering-pieces, (shown at D E.) These covering-pieces are

adapted, when the case as a whole is bent into its closed form, as shown at Fig. 1, to be folded over the strip A and upon the block or piece B, the offsets C C being made for this reason not less in width than the height of the said block or piece, and the flexibility of the connections permitting the folding and unfolding, as described. If desired, supplemental blocks F F may be arranged upon the strip A at its ends, (see Fig. 3,) which serve, when the case is folded, to close its ends, thereby preventing the entrance of dirt, &c., and also supporting the strips D E at their outer ends.

Any suitable fastening device may be provided to secure the box in its closed position. The one indicated in the drawings is of the common ball-and-socket fastener type, but a tuck and pocket or strap might be substituted, as is obvious.

I claim—

A case for eyeglasses composed of a strip A, strips or offsets flexibly connected to the sides thereof, and covering-pieces flexibly connected to the opposite sides of the said offsets, the said strip A being further provided with an eyeglass-receiver B, arranged to hold the strip A and the said covering-pieces away from each other, all substantially as set forth.

In testimony whereof I have hereunto subscribed my name this 7th day of October, 1895.

PETER CLOSS.

Witnesses:

EVERETT D. CHADWICK,
ELLEN B. TOMLINSON.