

(No Model.)

W. P. SCOFIELD.
BAG TIE.

No. 559,220.

Patented Apr. 28, 1896.

Fig. 1.

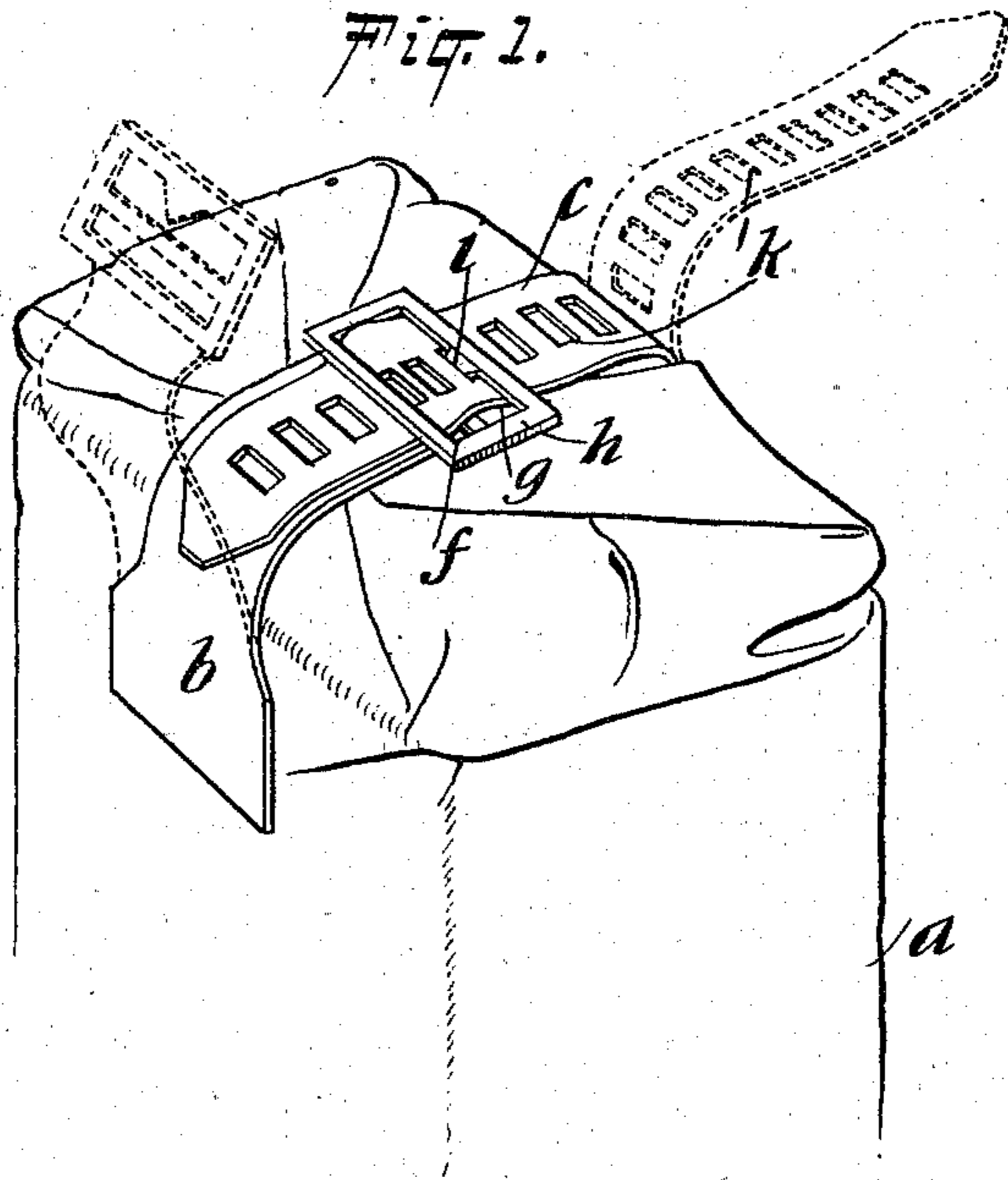


Fig. 4.

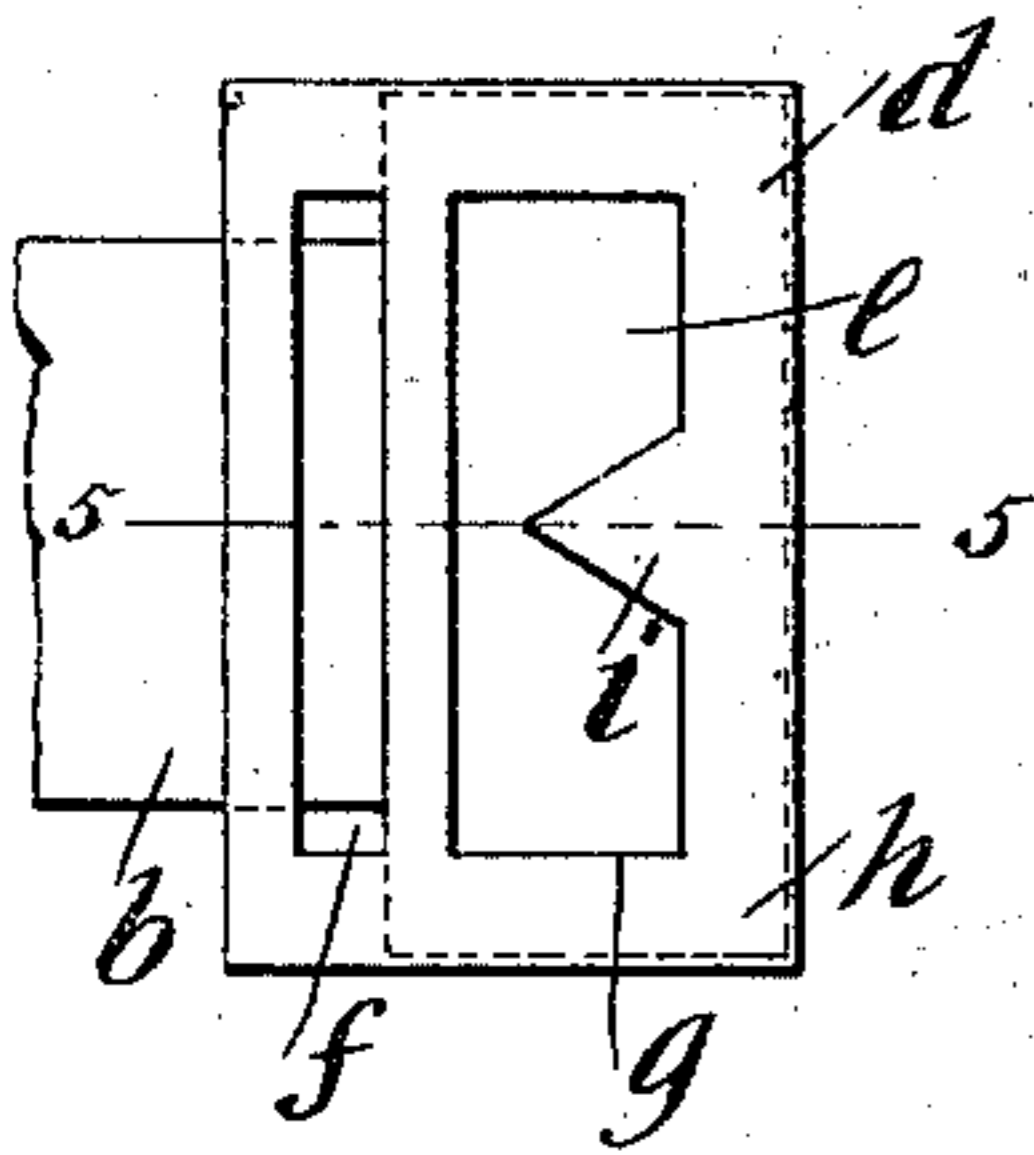
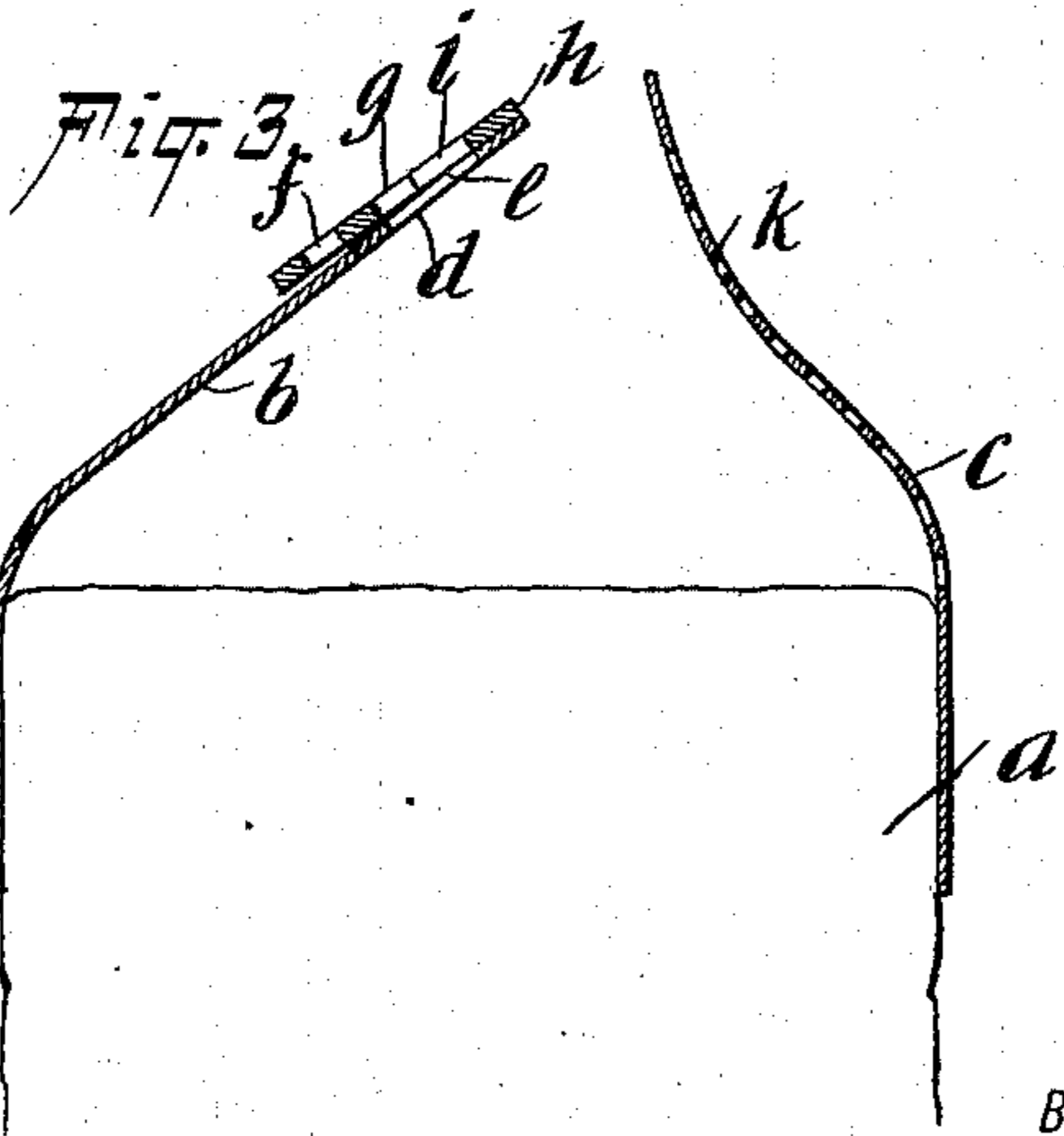
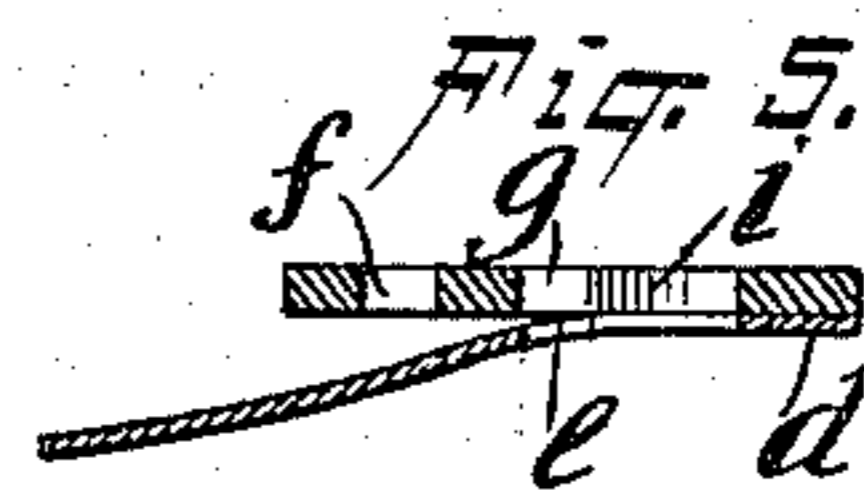
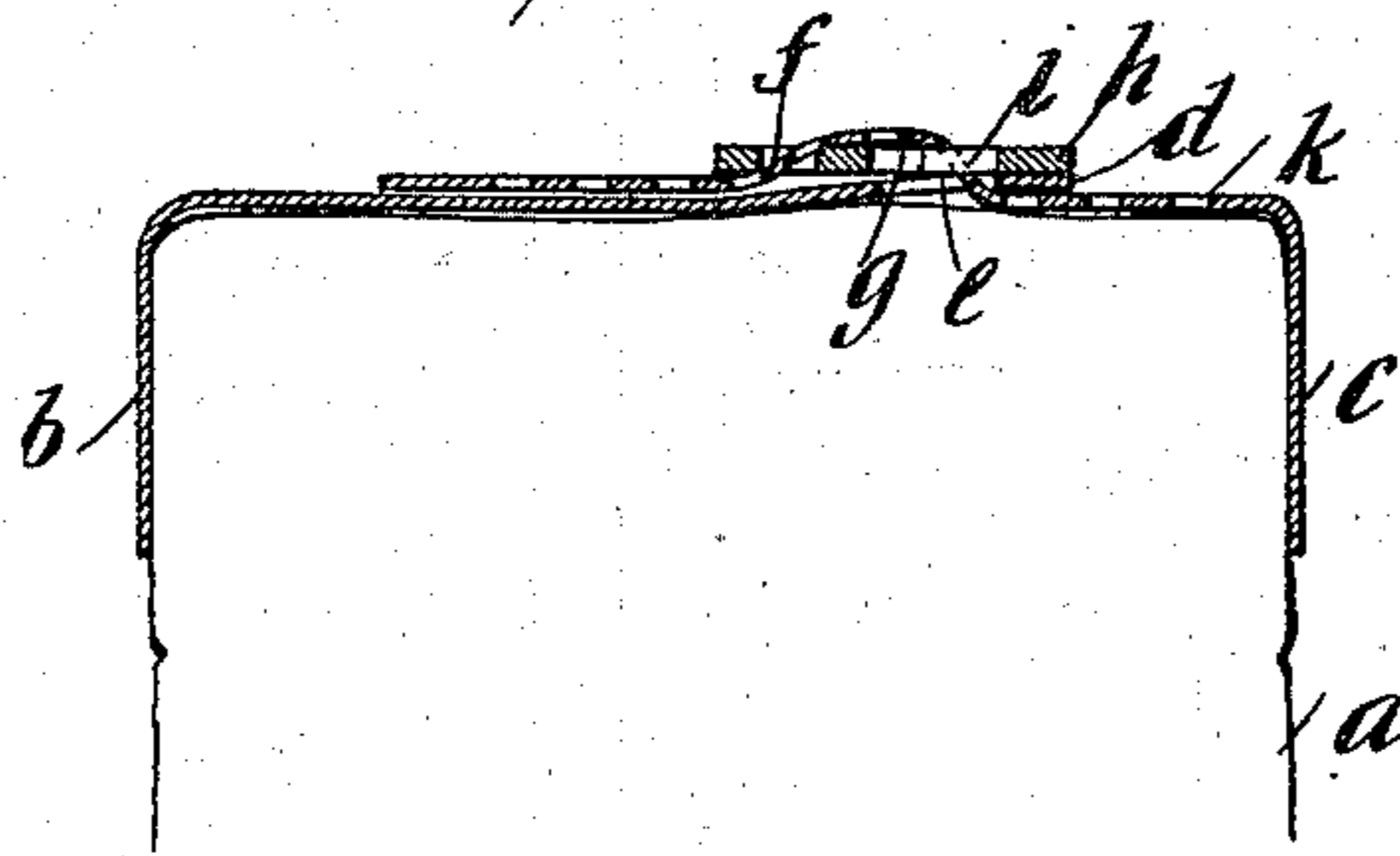


Fig. 2.



WITNESSES:

William P. Gaebel

Isaac D. Jones

INVENTOR

W. P. Scofield

BY

Munn & Co

ATTORNEY.

UNITED STATES PATENT OFFICE.

WALTER P. SCOFIELD, OF CEDAR KEYS, FLORIDA.

BAG-TIE.

SPECIFICATION forming part of Letters Patent No. 559,220, dated April 28, 1896.

Application filed December 17, 1895. Serial No. 572,434. (No model.)

To all whom it may concern:

Be it known that I, WALTER P. SCOFIELD, of Cedar Keys, in the county of Levy and State of Florida, have invented a new and Improved Bag-Tie, of which the following is a full, clear, and exact description.

The object of this invention is to provide a superior bag-tie, and one especially adapted for use in connection with paper bags. I attain this end by means of two straps, each of which is adapted to be secured to the bag, and one of which carries a peculiarly-constructed buckle with which the other strap is adapted to lock.

The invention consists in certain peculiar features of construction associated with the above-named parts and will be fully described hereinafter and finally embodied in the claims.

Reference is to be had to the accompanying drawings, forming a part of this specification, in which similar characters of reference indicate corresponding parts in all the figures.

Figure 1 is a perspective view of a portion of a paper bag having my improvement applied. Fig. 2 is a sectional view of the same, the tie being shown in a closed position. Fig. 3 is a sectional view, the tie being shown with its sections disconnected. Fig. 4 is an enlarged plan view of the buckle; and Fig. 5 is a sectional view thereof, taken on the line 5 5 of Fig. 4.

In carrying out my invention I provide the bag *a* with two straps *b* and *c*. These straps are secured to the bag at opposite sides, as shown in the drawings, and the strap *b* is formed with an enlarged free end *d*, in which an opening *e* is made. A buckle *h*, which is attached to the strap *b*, is rectangular in form and is provided with two transversely-elongated openings *f* and *g*. The opening *g* is equal in size to the opening *e* of the enlarged end *d* of the strap *b*, and the parts are so arranged that these two openings will register with each other, as shown in the drawings. The buckle *h* may be attached to the strap *b* by any proper means, but when the device is used on paper bags gluing will be preferable.

Formed integral with the buckle *h*, and at the middle thereof and projecting into the

opening *g*, is a tongue *i*, which is adapted to cooperate with the strap *c*, as will be apparent from subsequent description. The strap *c* is of a size which will permit it to pass through the openings *f* and *g* and is formed with slots *k* therein adapted to receive the tongue *i*.

In the use of the device the bag is first folded, as shown in Fig. 1, and then the strap *c* is passed under the outer edge of the buckle *h* and up through the opening *g*, after which the proper slot *k* is locked with the tongue *i*, and the free end of the strap finally passed downward and through the slot *f*, so that the parts will assume the position shown in full lines in Figs. 1 and 2.

Having thus described my invention, I claim as new and desire to secure by Letters Patent—

1. A bag-tie, consisting of two straps, one of which is provided with an enlarged and orificed free end and a buckle secured to said free end, the said buckle having two transversely-elongated openings, one of which registers with the orifice in the strap, and the buckle also having at said registering opening an inwardly-projecting tongue, substantially as described.

2. A bag-tie, consisting of two straps, one of which is formed with a series of slots and the other strap having an enlarged free end formed with an opening therein and also provided with a buckle, the buckle having two transversely-elongated openings, one of which registers with the opening in the free end of the last-named strap and the other opening being inward from said free end of the strap, the buckle also having an inwardly-projecting tongue, extended into the opening which registers with the opening in the strap, substantially as shown and described.

3. A bag-tie, comprising a strap having an enlarged end, the said enlarged end being formed with an opening, and a buckle fixed to said enlarged end, the buckle having two transversely-elongated openings formed therein, one of said openings registering with the opening in the buckle and said buckle being secured snugly against the enlarged end of the strap, the buckle also having an in-

wardly-projecting tongue extending into the opening which registers with the opening in the strap, substantially as described.

4. In a bag-tie, a strap having an orificed
5 end, and a buckle-frame having two openings and a tongue projecting into one opening, the buckle-frame being secured to the orificed

end of the strap and projecting inwardly from said edge, so as to lie flat against the strap, substantially as described.

WALTER P. SCOFIELD.

Witnesses:

A. P. SCHLEMMER,
W. R. HODGES.