

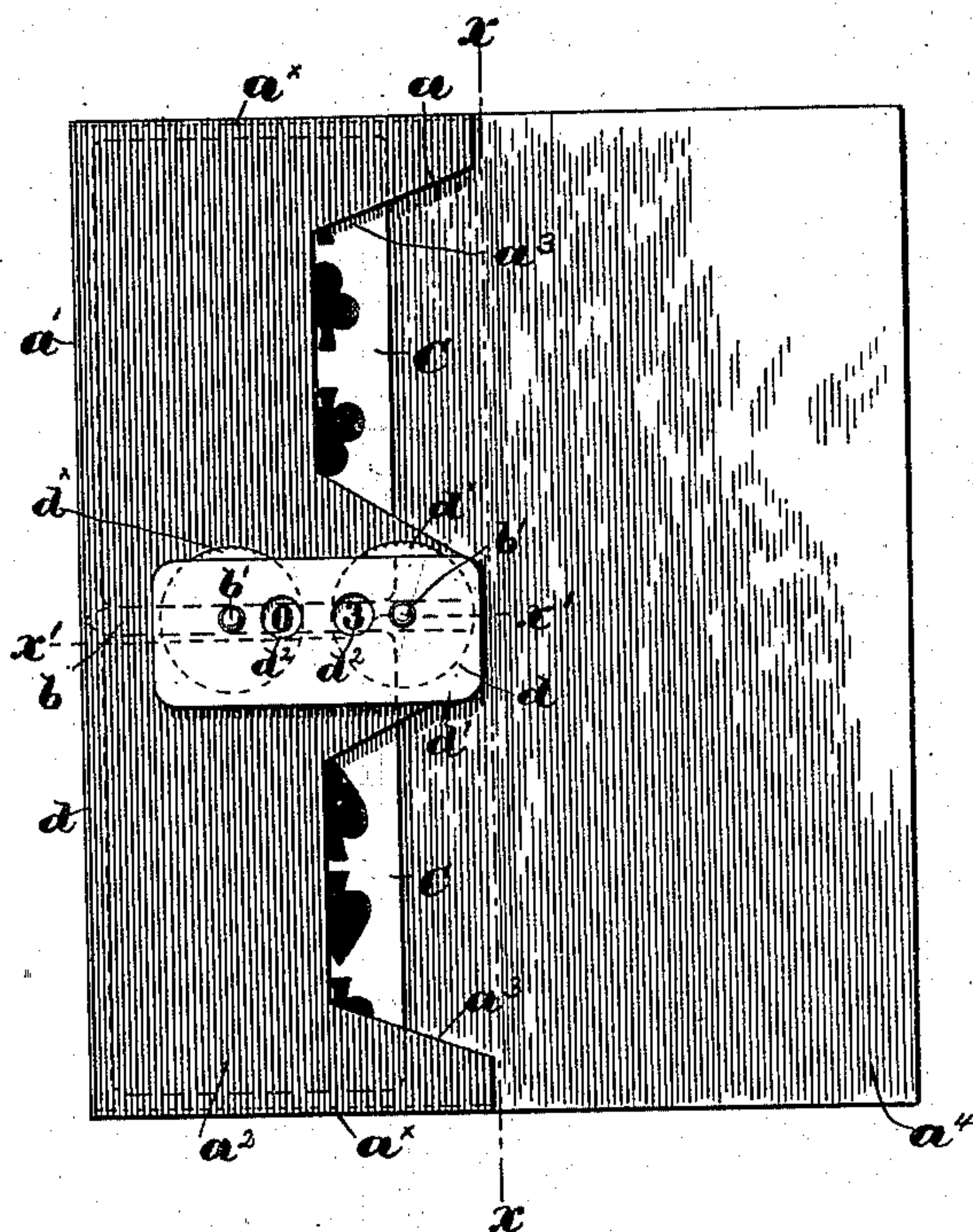
(No Model.)

W. F. HOWARD.  
POCKET CASE FOR PLAYING CARDS.

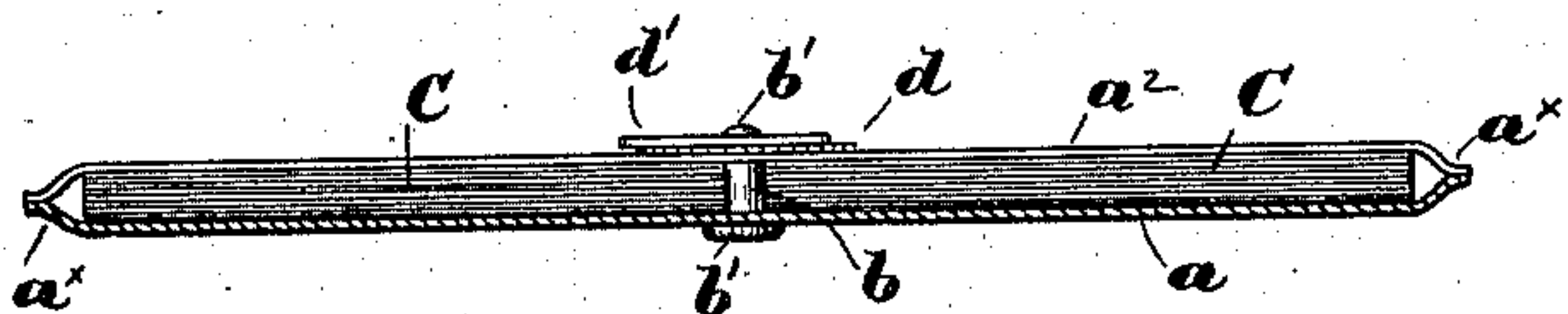
No. 559,135.

Patented Apr. 28, 1896.

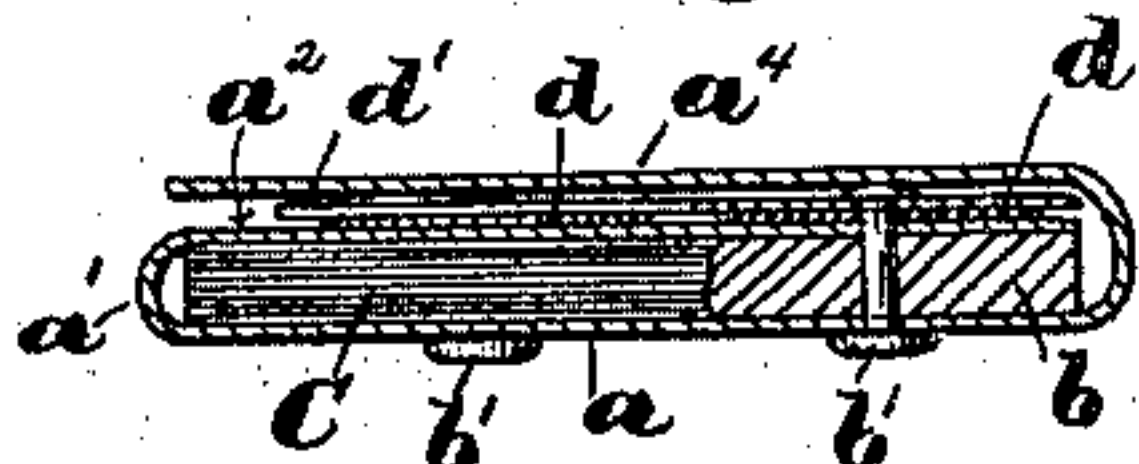
*Fig. 1.*



*Fig. 2.*



*Fig. 3.*



*Witnesses:*  
*Walter E. Lombard.*  
*Thomas J. Drummond.*

*Inventor:*  
*Walter F. Howard,*  
*by Percy Guyon,*  
*Attys.*



# UNITED STATES PATENT OFFICE.

WALTER F. HOWARD, OF CLINTON, MASSACHUSETTS.

## POCKET-CASE FOR PLAYING-CARDS.

SPECIFICATION forming part of Letters Patent No. 559,135, dated April 28, 1896.

Application filed January 17, 1896. Serial No. 575,866. (No model.)

*To all whom it may concern:*

Be it known that I, WALTER F. HOWARD, of Clinton, county of Worcester, State of Massachusetts, have invented an Improvement in Pocket-Cases for Playing-Cards, of which the following description, in connection with the accompanying drawings, is a specification, like letters on the drawings representing like parts.

This invention has for its object the production of a simple and cheap case for playing-cards, which can be conveniently carried in the pocket without forming an unwieldy or bulky package and which protects the cards from injury.

Figure 1 is a top or plan view of a pocket-case embodying one form of my invention, the flap or cover being turned back. Fig. 2 is a longitudinal sectional view thereof on the line  $xx$ , Fig. 1; and Fig. 3 is a transverse section on the line  $x'x'$ , Fig. 1, with the flap folded over.

Referring to Fig. 1, the case is shown as comprising a sheet  $a$  of suitable material—such as leather, stout cloth, or other suitable material—folded over upon itself at  $a'$  to form a top  $a^2$ , and closed at the ends by stitches  $a^x$  or in other desired manner. The top is divided from the bottom by a central transverse partition  $b$  of stiff leather, wood, &c., forming two card-receptacles, half of the pack, substantially, of the playing-cards  $C$  being slipped edgewise in each receptacle.

For convenience in withdrawing the cards the top  $a^2$  is cut out at  $a^3$  to expose a portion of the pack in each receptacle, so that the cards may be removed readily by the thumb and finger.

The bottom  $a$  is extended at  $a^4$  to form a flap or cover which can be folded over upon the main or body portion of the case, as shown in Fig. 3, protecting the contents, the case having much the appearance and size of a pocket-book.

I have shown the partition  $b$  as held securely in place by suitable rivets  $b'$ , and I have arranged a counter upon the top  $a^2$ , said counter herein consisting of a pair of disks  $d$ , mounted to rotate on the rivets  $b'$  between the top  $a^2$ , and a cover-plate  $d'$ , also held in place by the rivets, the plate  $d'$  having apertures  $d^2$  there-

in, through which can be displayed any one of a series of numbers on the upper surfaces of of the disks  $d$ . The edges of said disks are preferably milled, as at  $d^x$ , and project beyond one edge of the plate  $d'$ , so that as the game progresses the disks may be turned to indicate games or points, or games by one disk and points by the other.

It will be apparent that the case herein shown can be slipped into the coat-pocket without taking up a great deal of room or forming a bulky package therein.

My invention is not restricted to the precise location or construction of the counter as herein shown, as the same may be modified or rearranged, if desired, without departing from my invention.

Having fully described my invention, what I claim, and desire to secure by Letters Patent, is—

1. A pocket-case for playing-cards, comprising a body portion of flexible material having a rigid transverse partition between its top and bottom to form card-receptacles, and a rotatable counter mounted on the body portion above and supported by said partition to which it is secured, substantially as described.

2. A pocket-case for playing-cards, comprising a body portion of flexible material having a closed back and ends, and a rigid transverse partition between and secured to the top and bottom of the case, to maintain them separated and thereby form card-receptacles, the front edge of the top being cut away at each side of the partition to expose a portion of the cards, and a flap or cover for the case, substantially as described.

3. A pocket-case for playing-cards, comprising a body portion of flexible material having a rigid transverse partition secured between its top and bottom to separate them and thereby form card-receptacles, independently-rotatable counters mounted on the top secured to and supported by the partition, an apertured plate partially concealing the counters, and a flap or cover forming a continuation of the bottom to fold over upon the top, closing the receptacles and protecting the counters, substantially as described.

4. A pocket-case for playing-cards, com-

prising a body portion having a rigid trans-  
verse partition secured between its top and  
bottom to form card-receptacles, a rotatable  
counter mounted on the top of said body and  
5 secured to said partition, and a cover to close  
the receptacles and protect the counter, sub-  
stantially as described.

In testimony whereof I have signed my  
name to this specification in the presence of  
two subscribing witnesses.

WALTER F. HOWARD.

Witnesses:

JOHN C. EDWARDS,  
AUGUSTA E. DEAN.