

(No Model.)

A. GOERTZ.
PURSE AND POCKET BOOK FRAME.

No. 559,100.

Patented Apr. 28, 1896.

Fig: 1.

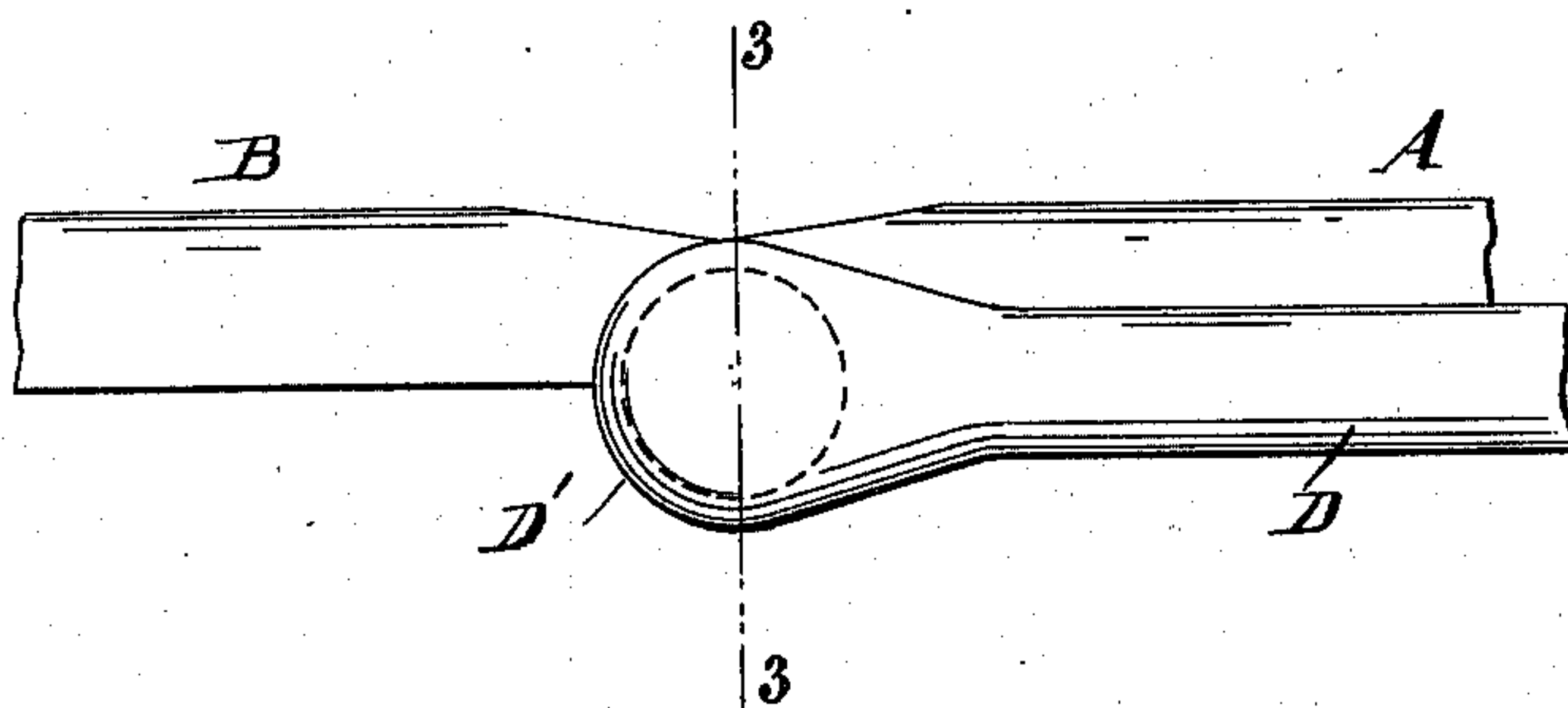


Fig: 2.

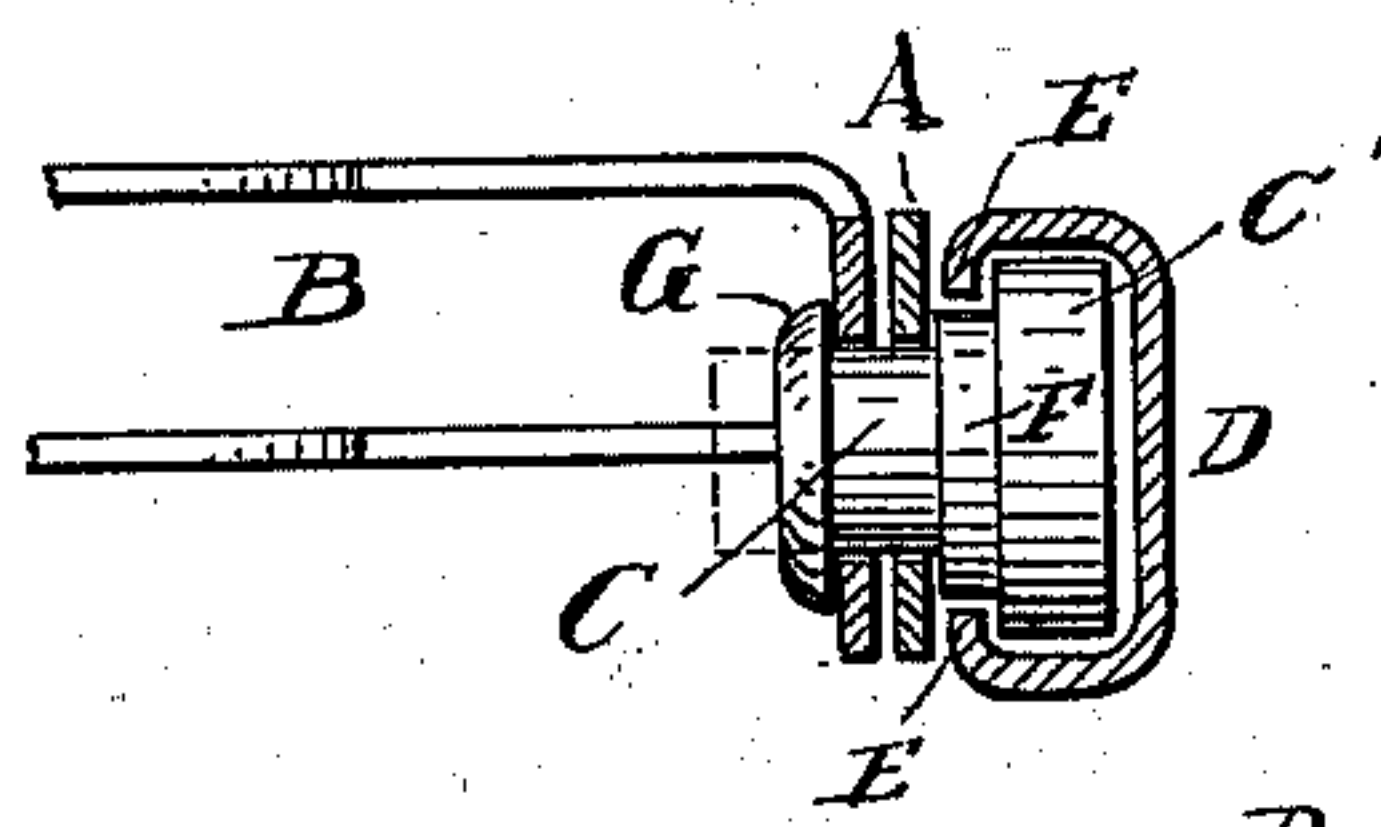
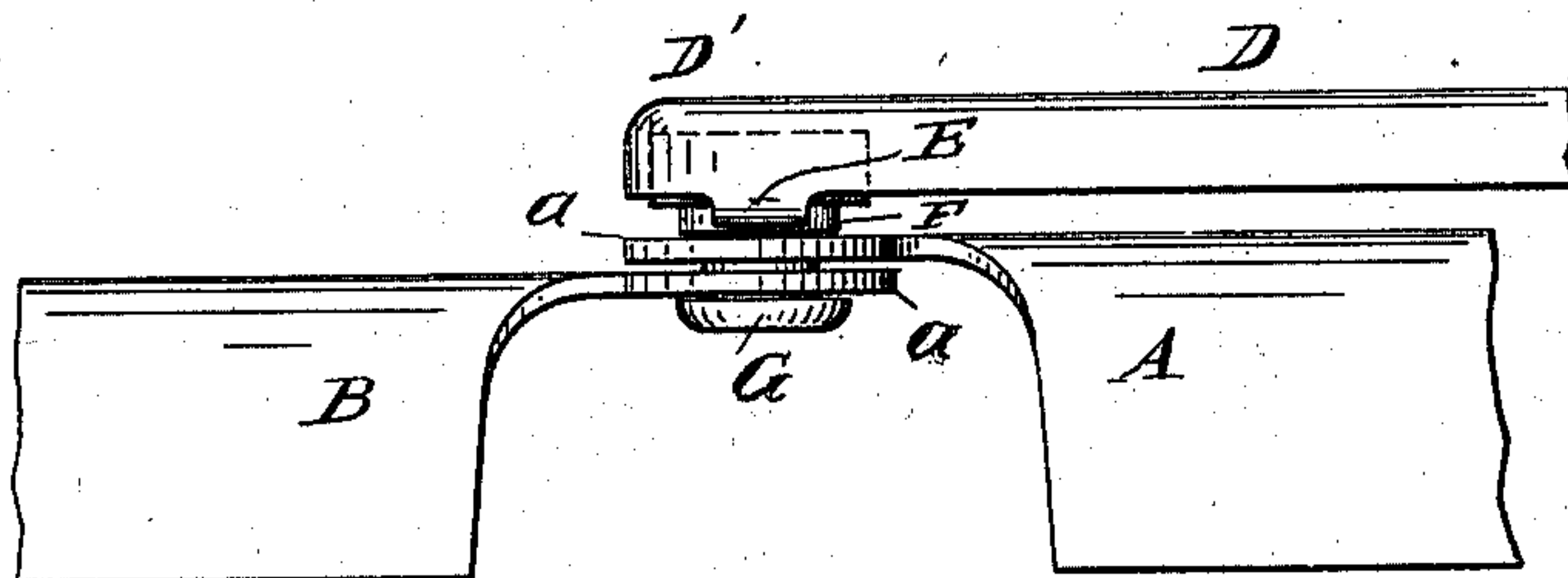



Fig: 3.

Fig: 4.



Witnesses
D. Pepi- Palmed.
Edw. J. Haegle

By his Attorney
A. Goertz Inventor
Oscar F. Gunn.

UNITED STATES PATENT OFFICE.

AUGUST GOERTZ, OF NEWARK, NEW JERSEY.

PURSE AND POCKET-BOOK FRAME.

SPECIFICATION forming part of Letters Patent No. 559,100, dated April 28, 1896.

Application filed December 18, 1895. Serial No. 572,502. (No model.)

To all whom it may concern:

Be it known that I, AUGUST GOERTZ, a citizen of the United States, and a resident of Newark, in the county of Essex and State of New Jersey, have invented certain new and useful Improvements in Purse and Pocket-Book Frames, of which the following is a specification.

This invention relates to improvements in frames for purses and pocket-books.

The object of my invention is to provide such a frame which is simple in construction, strong and durable, has a neat and finished appearance, and has no exteriorly-projecting pivots, as have been provided on such frames heretofore.

The invention consists in the combination, with two U-shaped frame-sections, of a top piece on one of them and rivets held in the ends of the top piece and extending inward only, which rivets are passed through eyes in the ends of the frame-sections and have heads on their inner free ends.

The invention also consists in the construction and combination of parts and details, as will be fully described and set forth hereinafter, and finally pointed out in the claims.

In the accompanying drawings, forming a part of this specification, and in which like letters of reference indicate like parts in all the views, Figure 1 is an enlarged detail end view of the improved frame at the pivotal connection. Fig. 2 is a side view of the parts shown in Fig. 1 on the same scale. Fig. 3 is a transverse sectional view on the line 3 3 of Fig. 1. Fig. 4 is a side view of the frame on a smaller scale.

The two U-shaped frame-sections A and B are struck up from sheet metal to have an interior longitudinal groove in the usual manner, and are provided with the usual flattened end eyes *a*, through which the rivet C is passed for forming a hinge connection between the two frames, so as to permit of swinging them toward and from each other.

The U-shaped top piece D, which is secured on the outer edge of one frame-section—for example A—is provided with an enlargement D' at each end, which enlargement serves for receiving the head C' of the rivet C, the side flanges and rounded end part of

the enlargement surrounding and embracing part of said head, as indicated by dotted lines.

At each side of the enlargement a sheet-metal lug or lip E is made integral with and projects from the edges of the flanges of the enlargement, and said lugs or lips E are bent or folded over on the inner side of the rivet-head C', so that their free ends are adjacent to an annular shoulder F, formed on the inner surface of the head and at the base of the shank of the rivet, whereby the rivet is held securely in the enlargement D' of the top piece and projects inwardly only. The shank of the rivet is then passed through the eyes *a* in the ends of the frame-sections A and B and a head G formed on the same. The exterior of the frame thus has no rivet-head or like projection, the hinge-joint presents a neat appearance, does not catch in the clothing and cannot injure the polishing-buffs, as the projecting rivets used heretofore on purse and pocket-book frames are apt to do.

Having thus described my invention, what I claim as new, and desire to secure by Letters Patent, is—

1. In a purse and pocket-book frame, the combination with two U-shaped frame-sections and a top piece on one of them, of a rivet held in each end of the top piece and extending inward from the same only and passed through eyes in the ends of the two frame-sections and having a head formed on its free inner end, substantially as herein shown and described.

2. In a purse and pocket-book frame, the combination with two U-shaped frame-sections, and a top piece on one of them, which top piece has enlargements at its ends, of rivets having heads held in said enlargements, said rivets extending inward only from the ends of said top piece, and passing through eyes in the ends of the frame-sections and heads formed on the free inner ends of said rivets, substantially as herein shown and described.

3. In a purse and pocket-book frame, the combination with two frame-sections and a top piece secured on one of them, which top piece is provided at each end with two side lugs, of a rivet at each end of the top piece,

the head of the rivet resting against the interior of the end part of the top piece, the said lugs being bent over the inner surface of the head and the shank of the rivet passed
5 through the end eyes of the frames and having a head formed on its free end, substantially as herein shown and described.

In testimony that I claim the foregoing as

my invention I have signed my name, in presence of two witnesses, this 16th day of December, 1895. 10

AUGUST GOERTZ.

Witnesses:

OSCAR F. GUNZ,
N. M. FLANNERY.