

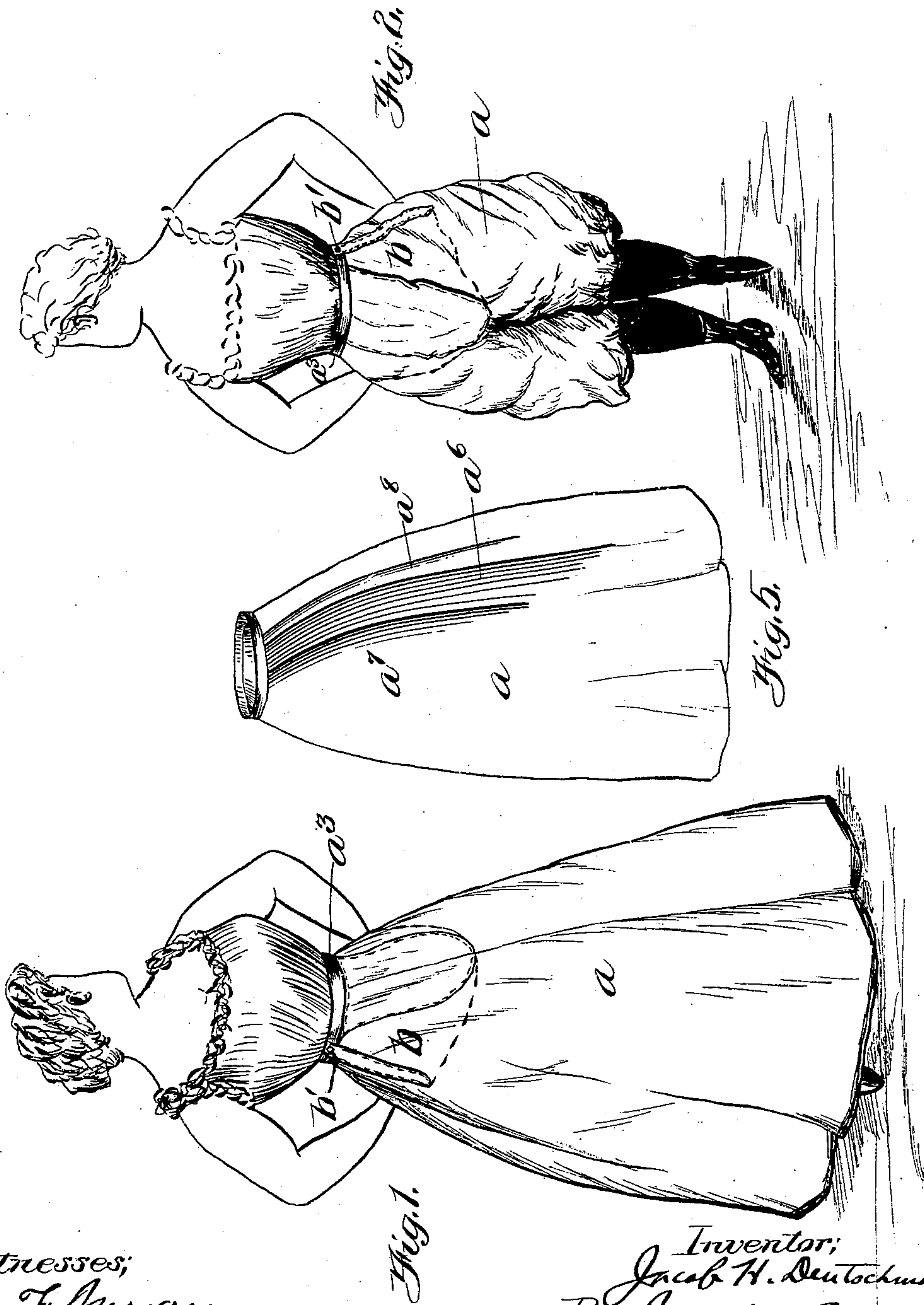
(No Model.)

2 Sheets—Sheet 1.

J. H. DEUTSCHMAN.  
BICYCLE SKIRT.

No. 557,495.

Patented Mar. 31, 1896.



Witnesses;  
M. F. Moran  
R. I. Huston

Inventor;  
Jacob H. Deutschman  
By *Imogene C. Culey*  
His Attorney.

(No Model.)

2 Sheets—Sheet 2.

J. H. DEUTSCHMAN.  
BICYCLE SKIRT.

No. 557,495.

Patented Mar. 31, 1896.

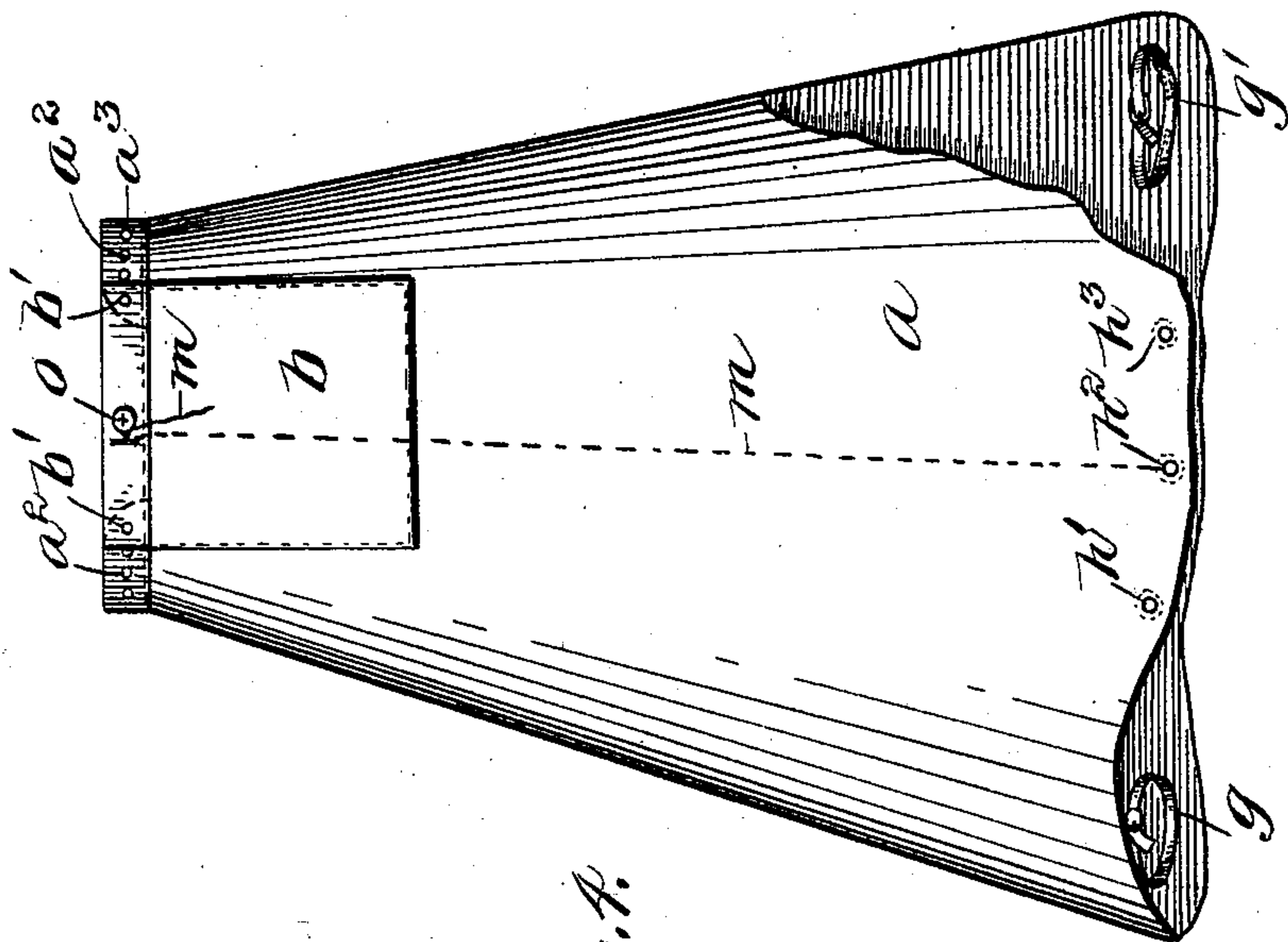


Fig. 4.

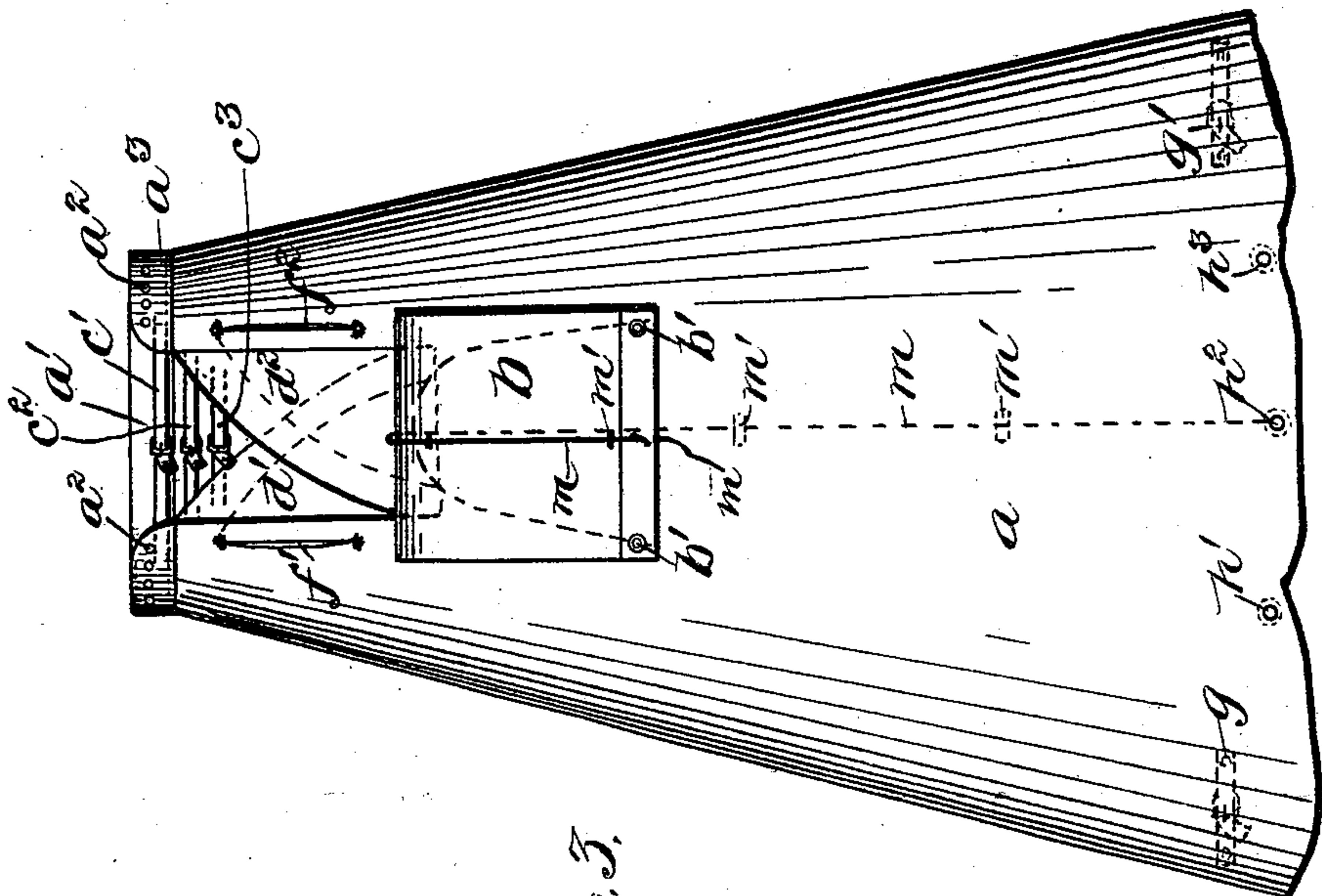


Fig. 5.

Witnesses;

M. J. Moran,  
R. L. Huston

Inventor,  
Jacob H. Deutschman.  
By *Matthew C. Cullen*,  
his Attorney.



# UNITED STATES PATENT OFFICE.

JACOB H. DEUTSCHMAN, OF BOSTON, MASSACHUSETTS.

## BICYCLE-SKIRT.

SPECIFICATION forming part of Letters Patent No. 557,495, dated March 31, 1896.

Application filed July 6, 1895. Renewed March 7, 1896. Serial No. 582,277. (No model.)

*To all whom it may concern:*

Be it known that I, JACOB H. DEUTSCHMAN, a subject of the Emperor of Germany, residing at Boston, in the county of Suffolk and Commonwealth of Massachusetts, have invented a Combination Street and Bicycle Skirt, of which the following is a specification.

My invention has reference to skirts for women bicycle-riders, and has for its object to produce a skirt which can in a moment be converted from a walking-skirt into a bicycle-skirt, the latter possessing all the advantages of Turkish trousers or "bloomers" and the former having the appearance of an ordinary walking-skirt.

In the accompanying drawings, forming part of this specification, Figure 1 is a perspective view of the invention arranged as a walking-skirt; Fig. 2, a similar view with the skirt arranged for bicycle-riding. Fig. 3 is a front view showing the adjusting devices; Fig. 4, a partial sectional view, and Fig. 5 a rear view.

The skirt *a* is of any desirable number of breadths, provided in the rear with box-plait *a*<sup>6</sup> and plaits *a*<sup>7</sup> *a*<sup>8</sup>, and has the opening *a*<sup>1</sup>, which is closed by the flap *b*, provided with the ball-fastenings *b*<sup>1</sup>, adapted to engage the sockets *a*<sup>2</sup> on waistband *a*<sup>3</sup>. Waistband *a*<sup>3</sup> has a number of the sockets *a*<sup>2</sup>, so that waistband *a*<sup>3</sup> can be adjusted to any desired size by inserting ball-fastenings *b*<sup>1</sup> in the desired sockets. A number of straps *c*<sup>1</sup> *c*<sup>2</sup> *c*<sup>3</sup>, of preferably elastic material, are secured upon waistband *a*<sup>3</sup> and flaps *d*<sup>1</sup> *d*<sup>2</sup>, and are provided with buckles, so that the skirt *a* can be fitted quickly to the contour of the hips of the wearer.

Pockets *f*<sup>1</sup> *f*<sup>2</sup> are inserted in the front of the skirt *a*, as shown.

Near the bottom of the skirt *a*, adjacent to the ankles of the wearer, are the straps and buckles *g* *g*<sup>1</sup>, and at the front and back of the

skirt are the ball-and-socket fastenings *h*<sup>1</sup> *h*<sup>2</sup> *h*<sup>3</sup>. A tape or draw-string *m* is connected to the front of the skirt near the bottom, and passes up through guides *m*<sup>1</sup> to the top of the skirt.

To adjust the skirt for riding, the wearer fastens straps *g* *g*<sup>1</sup> about the ankles, secures the back and front of the skirt together by fastenings *h*<sup>1</sup> *h*<sup>2</sup> *h*<sup>3</sup>, and pulls draw-string *m* up until the straps *g* *g*<sup>1</sup> and the bottom of the skirt are at the desired height, fastening string *m* upon button *o*, when the skirt will become in appearance a pair of Turkish trousers, thus ridding the feet and ankles of the weight and tangle of the skirt and allowing great freedom of action of the legs in riding.

The skirt is instantly convertible in appearance to an ordinary skirt by loosening fastenings *h*<sup>1</sup> *h*<sup>2</sup> *h*<sup>3</sup>, straps *g* *g*<sup>1</sup>, and string *m*.

Having now fully described my said invention, what I desire to secure by Letters Patent, and therefore claim, is—

As a new article of manufacture, the combination walking and bicycle skirt herein described, consisting of a full skirt-body, fastening devices upon the front breadth at the bottom, complementary fastening devices on the back breadth opposite thereto, means secured to the skirt opposite each ankle of the wearer for fastening the same to the legs of the wearer and means secured to the skirt at the upper and lower portions thereof for drawing the lower portion of the skirt upward, whereby the single structure may, at the will of the wearer, be allowed to fall around both legs as a skirt, or be drawn up to the crotch to form a pair of trousers, as set forth.

In witness whereof I have hereunto set my hand this 27th day of June, 1895, in the presence of two subscribing witnesses.

JACOB H. DEUTSCHMAN.

Witnesses:

JONATH. CILLEY,  
M. F. MORAN.