

(No Model.)

L. WEINGARTEN & D. GROTTA.
CORSET.

No. 557,460.

Patented Mar. 31, 1896.

Fig. 1.

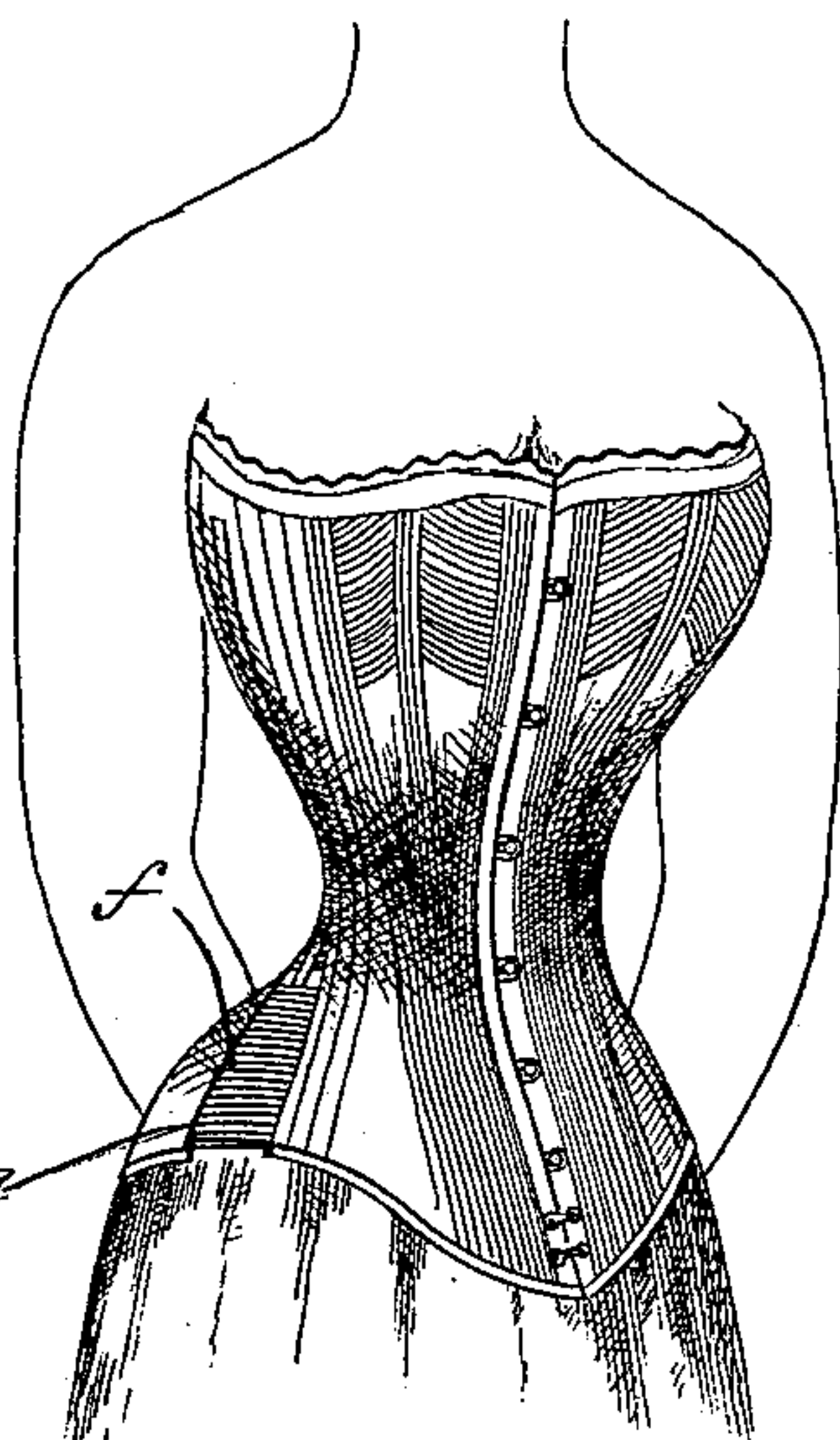


Fig. 2.

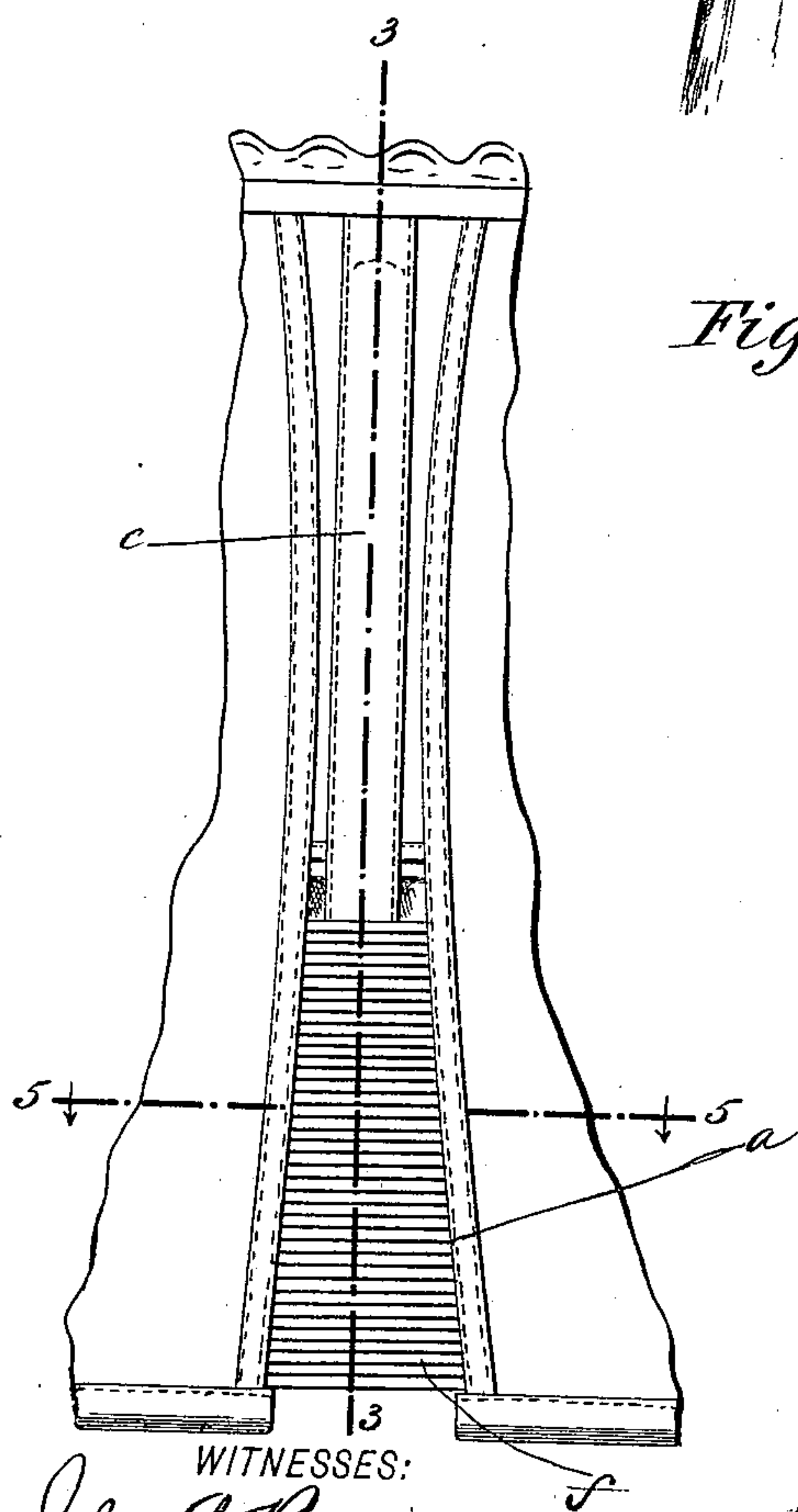


Fig. 3.

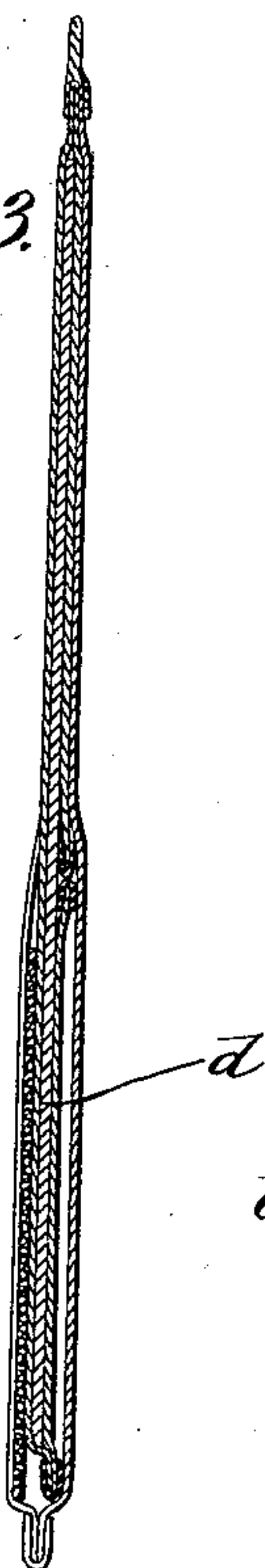


Fig. 4.

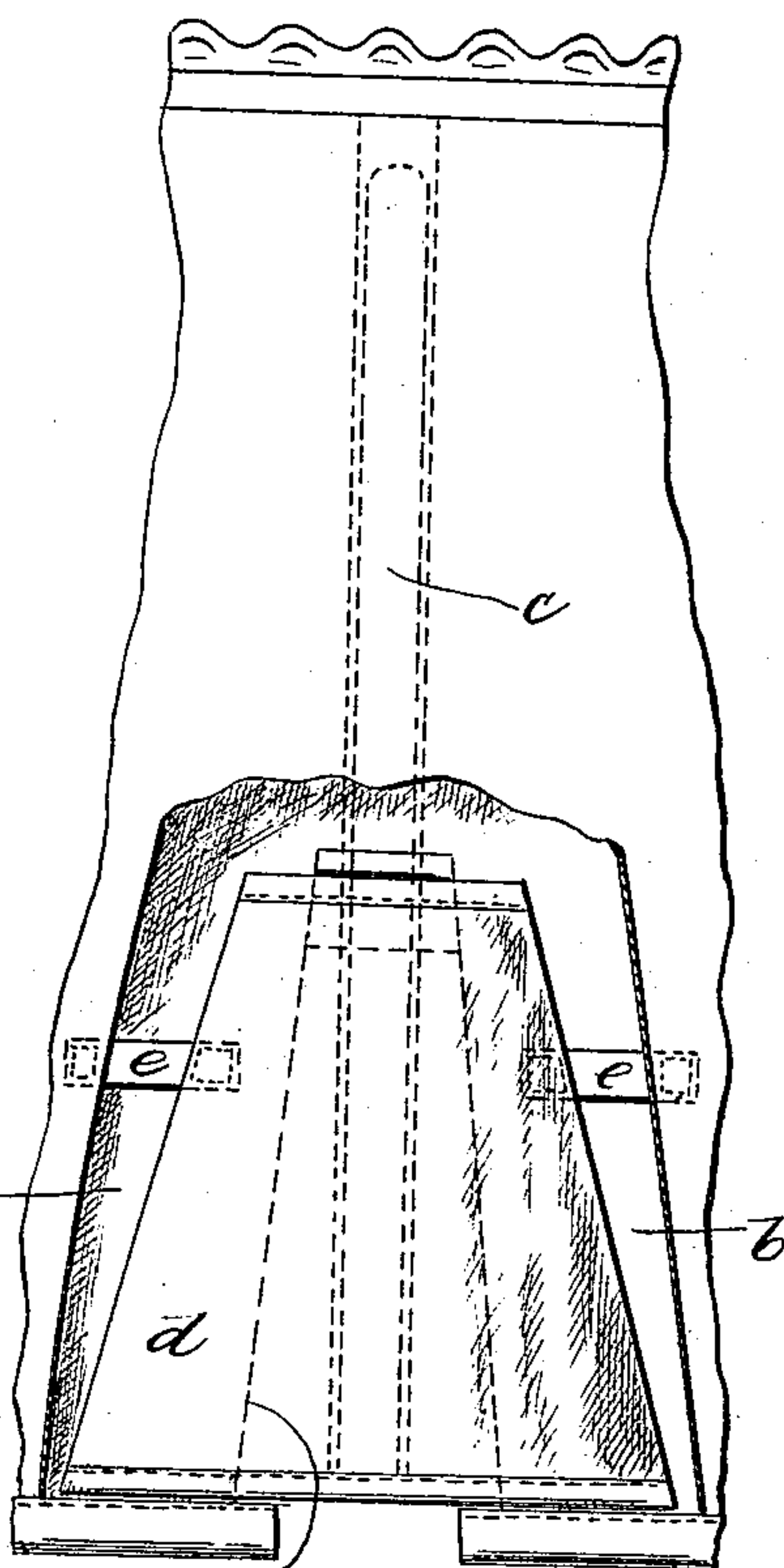



Fig. 5.



WITNESSES:

John A. Reymie.

J. B. Owens.

INVENTORS:

L. Weingarten
D. Grotta

BY

Munn & Co.

ATTORNEYS.

UNITED STATES PATENT OFFICE.

LEVI WEINGARTEN, OF NEW YORK, N. Y., AND DAVID GROTTA, OF NEWARK, NEW JERSEY, ASSIGNORS TO LEVI WEINGARTEN, DAVID WEINGARTEN, AND OSCAR WEINGARTEN, OF NEW YORK, N. Y.

CORSET.

SPECIFICATION forming part of Letters Patent No. 557,460, dated March 31, 1896.

Application filed July 5, 1895. Serial No. 555,036. (No model.)

To all whom it may concern:

Be it known that we, LEVI WEINGARTEN, of New York, in the city and county of New York, and DAVID GROTTA, of Newark, in the county of Essex and State of New Jersey, have invented certain new and useful Improvements in Corsets, of which the following is a full, clear, and exact description.

The object of this invention is to provide a corset which will readily adapt itself to the form of the user, and which will have, to attain this end, expansible parts that are capable of spreading or contracting without exposing portions of the nether garments beneath the corsets. This and other ends we attain by means of a stationary section fixed to the middle portion of the corset, and co-operating with two pockets formed at either side of an enlarged slit, and into which pockets the rigid portion aforesaid is received as the corset adjusts itself.

The invention will be fully described hereinafter and finally embodied in the claims.

Reference is to be had to the accompanying drawings, forming a part of this specification, in which similar characters of reference indicate corresponding parts in all the views.

Figure 1 is a perspective view of a corset constructed after the manner of our invention and showing the same in use. Fig. 2 is a plan view of a portion of our improved corset and shown on an enlarged scale. Fig. 3 is a sectional view thereof on the line 3 3 of Fig. 2. Fig. 4 is a plan view of the parts shown in Fig. 2, portions of the corset being broken away; and Fig. 5 is a section on the line 5 5 of Fig. 2.

A corset constructed after the manner of our invention is provided with a vertical slit *a*, which extends from the lower edge of the corset upwardly to a point just below the waist thereof, and which has pockets *b* formed at each of its sides.

Extending vertically throughout the length of the corset is a flexible stiffening-plate *c*, which has its lower portion securely fastened in a trapezoidal-shaped shield or section *d*,

and the sides of this shield are respectively received in the pockets *b*, so that they will be capable of moving in or out thereof, according to the positions of the said pockets. The shield *d* is held in proper relative position to the pockets *b* by means of elastic straps *e*, which are secured to the inner sides of the respective pockets *b* and to the adjacent sides of the shield, and by these means it is made impossible for the edges of the shield to be disconnected from their respective pockets.

Secured to the inner sides of the outer portions of the pockets *b*, and at the adjacent edges thereof, is the elastic sheet *f*, which serves to maintain the edges of the slit *a* in the proper relative position, and which, because of its elasticity, permits the said edges to spread or contract in adapting themselves to the size and form of the hips of the person using the corset.

It will be readily seen that from the construction which we provide the corset may readily and effectively adapt itself to the conditions attending its use, and that this adaptation will be effected without changing the symmetrical shape of the corset and without effecting a similar change in the form of the person using the same. It will also be seen that by means of the shield or stationary part *d* this adjustment is attained without forming a break in the corset and without exposing garments beneath the same.

Various changes in the form and embodiment of our invention may be resorted to without departing from the spirit and scope of our invention, the essentiality being the provision of a stationary shield and the arrangement of the same in connection with a gore or adjustable part.

Having thus described our invention, we claim as new and desire to secure by Letters Patent—

1. A corset formed with a slit in one edge and a pocket in each edge of the slit, and a shield permanently secured to the corset adjacent to the inner end of the slit with its side

edges sliding freely in the pockets thereof, substantially as described.

2. A corset having a slit in its edge and having a pocket in each edge of the slit, a
5 flexible strip held on the body of the corset and passing through the slit, and a shield fixed to the strip and having its side edges re-

spectively sliding freely in the pockets thereof, substantially as described.

LEVI WEINGARTEN.
DAVID GROTTA.

Witnesses:

THOMAS MCC. JAMES,
CHAS. W. JEROLEMAN.