

(No Model.)

2 Sheets—Sheet 1.

E. UNGER.

COMBINATION SIDEBOARD AND EXTENSION TABLE.

No. 555,413.

Patented Feb. 25, 1896.

Fig: 1.

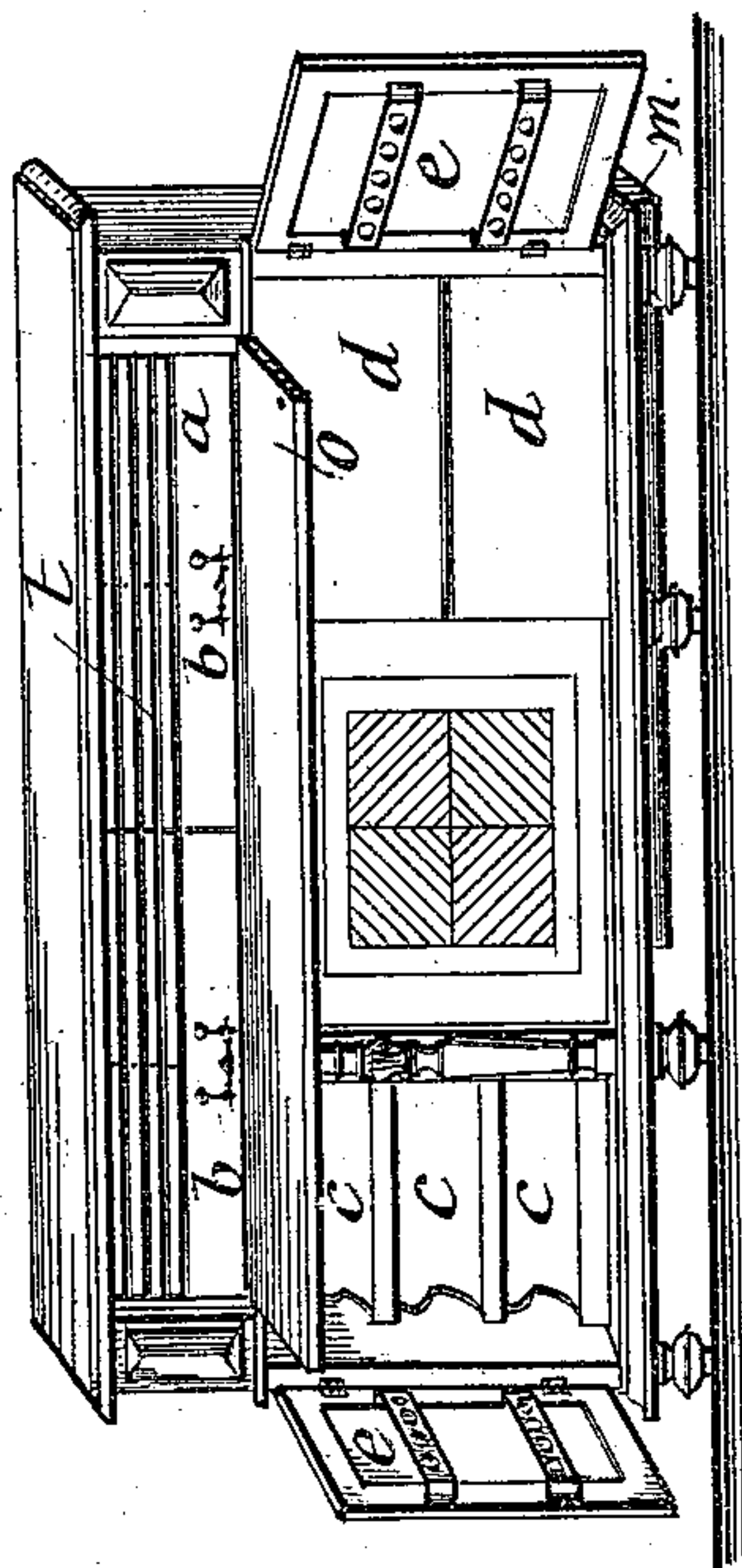


Fig: 3.

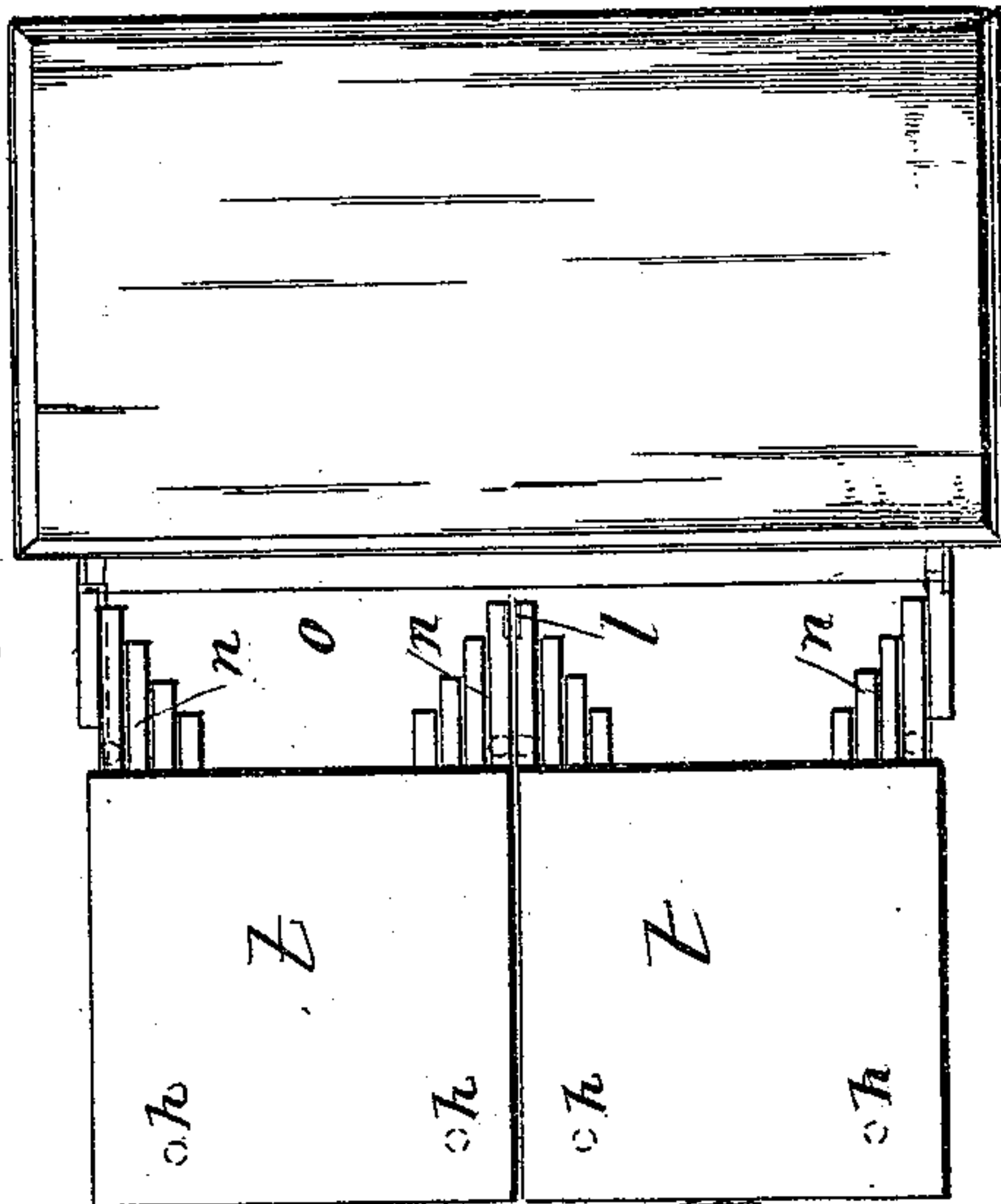
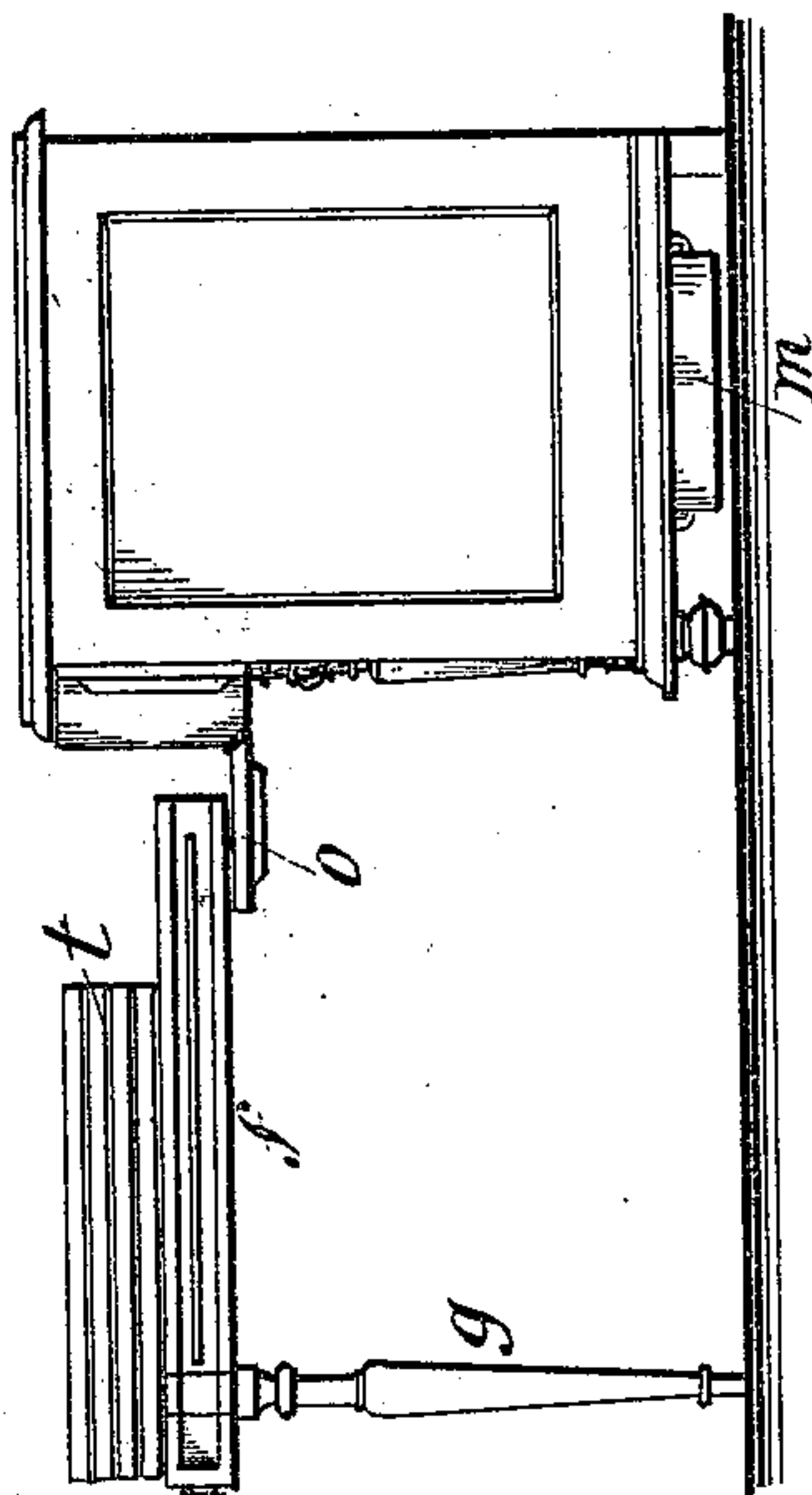


Fig: 2.



(No Model.)

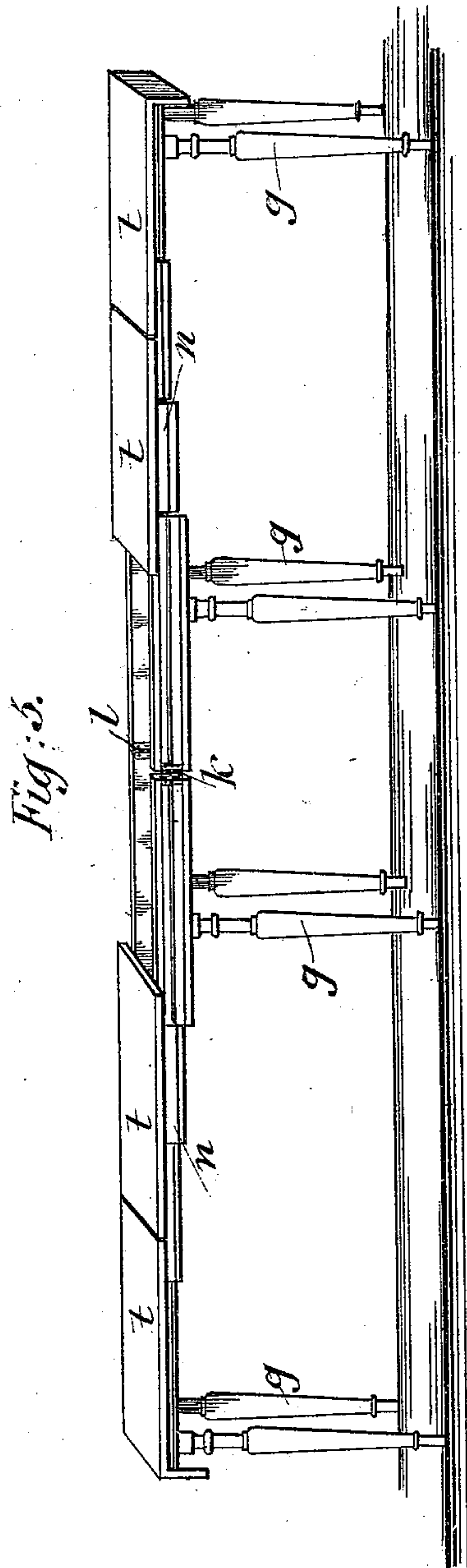
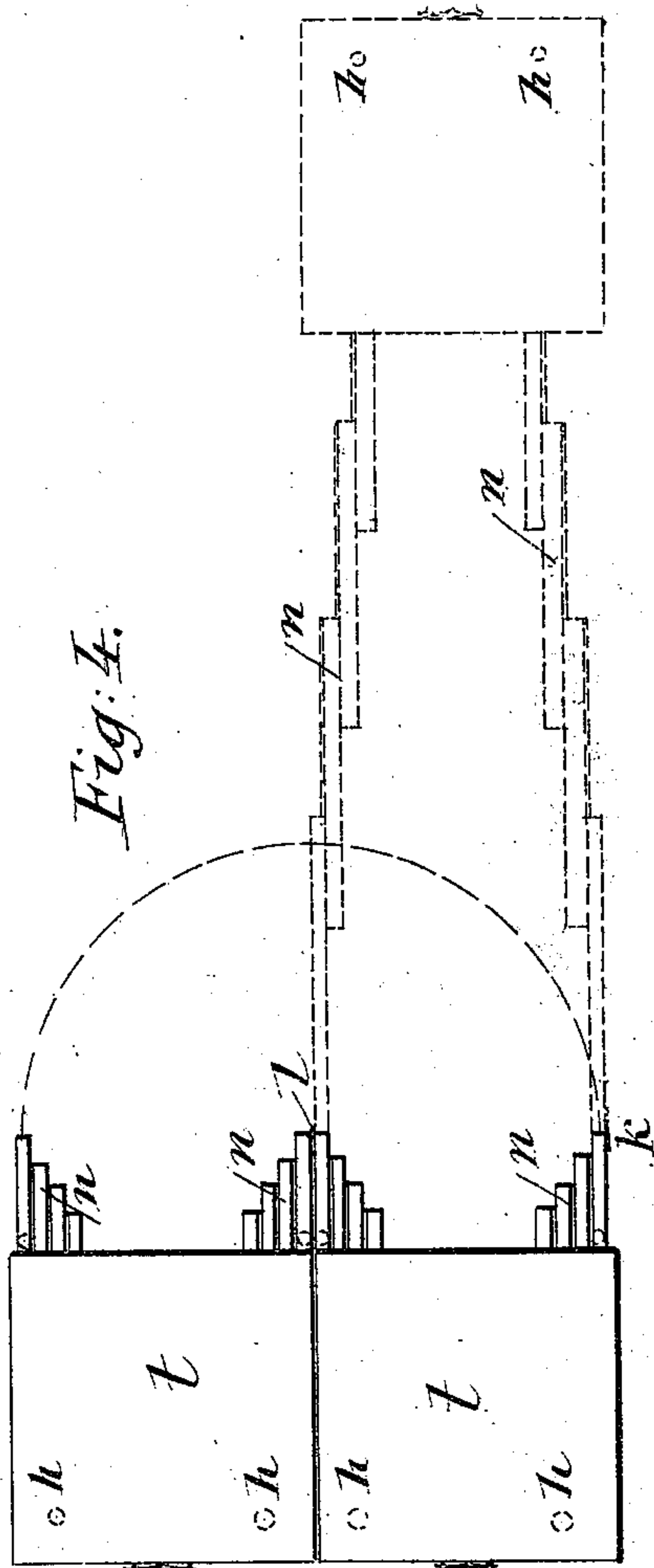
2 Sheets—Sheet 2.

E. UNGER.

COMBINATION SIDEBOARD AND EXTENSION TABLE.

No. 555,413.

Patented Feb. 25, 1896.



WITNESSES:

Ernest T. Amos,  
Richard Krause,

INVENTOR

Emil Unger  
BY  
Edm. P. O'Connell  
ATTORNEYS.



# UNITED STATES PATENT OFFICE.

EMIL UNGER, OF NEW YORK, N. Y.

## COMBINATION SIDEBOARD AND EXTENSION-TABLE.

SPECIFICATION forming part of Letters Patent No. 555,413, dated February 25, 1896.

Application filed March 26, 1894. Serial No. 505,223. (No model.)

*To all whom it may concern:*

Be it known that I, EMIL UNGER, a citizen of Germany, and a resident of New York city, county and State of New York, have invented  
5 a new and useful Improvement in a Combination Sideboard and Extension-Table, of which the following is a specification.

This invention relates to a combination sideboard and extension-table in which the  
10 extension-table, which is capable of being taken apart and folded together for the purpose, is inclosed in an upper drawer or division of the sideboard.

The table can be used either alone or in connection with the sideboard, as will be hereinafter described.

In the accompanying drawings, Figure 1 is a front elevation of the sideboard, showing table folded and placed in an upper drawer  
20 or division of the said sideboard. Fig. 2 is a side elevation of sideboard with table drawn out and set together, but still connected to said sideboard. Fig. 3 is a plan view of Fig. 2. Fig. 4 shows the table separated from the  
25 sideboard and in dotted lines extended to one long table by turning the one half around a hinge and attaching it to the other half. Fig. 5 is a perspective view of the table extended as in Fig. 4.

30 Like letters denote similar parts throughout the several figures.

*a* is the receptacle in the upper part of the sideboard, containing the folded table, the frame of which is made in two parts, as shown.

35 *c c c* are divisions or trays for the storage of silver and other table utensils.

*d d* are spaces for china and linen.

*e e* are galleries for glasses arranged on the inner sides of the doors of the sideboard.

40 A drawer *m* is provided under the sideboard and accessible from the side for the storage of the legs *g* of the table *f*.

The main frame of the table *f* is made in two parts, as above mentioned, the one part  
45 being hinged at *l* to the other part for the purpose of better storing away in the sideboard. Each part is provided with extension-slides *n*, which can be drawn out to any desired length and covered with leaves *t*, which, when  
50 the table is not in use, are stacked together on the table and are so stored away.

The legs *g*, which, when not in use, are stored away in the drawer *m*, are screwed into holes *h* in the frame of the table, as shown  
55 in Figs. 2, 3, 4 and 5. The table can be used either as an adjunct to the sideboard, as shown in Figs. 2 and 3, or alone as a separate extension-table, as shown in Fig. 5.

In the former case the two parts will be drawn out from the sideboard and used side  
60 by side, the slides resting on the flap *o* hinged to the receptacle *a* and being able to close the same by any suitable locking device, which flap, when swung down, is arrested in a horizontal position, as shown in Fig. 2. The legs  
65 *g* are then screwed in and the table is ready.

When used separate from the sideboard, the one half of the table is turned on the hinge  
70 *l* and attached by a catch *K* to the other half, Fig. 4. The table can then be extended to the desired length and the leaves *t* laid on the slides *n*, as many legs *g* as may be required for support being screwed into the frame, Fig. 5.

The table is set together and taken apart  
75 with great ease, and when it is fully inclosed in the upper part of the sideboard this latter shows no trace of containing the same, but presents a neat and finished appearance. For  
80 small rooms and elsewhere, where economy in space is to be desired, this is naturally a great advantage.

What I desire to secure by Letters Patent of the United States is—

1. The combination of a sideboard having a  
85 receptacle *a* with a flap *o* so hinged to the same as to be swung into a horizontal position with an extension-table consisting of a main frame made in two parts hinged together, detachable legs, and leaves to cover the said  
90 main frame, said hinged flap serving to support one portion of the table, while the other portion of the table is supported by the said legs, substantially as set forth.

2. A sideboard having in its upper front  
95 portion a receptacle *a* with a flap *o* so hinged thereto as to be swung into a horizontal position, and a drawer *m* underneath the bottom plate of the same, in combination with an extension-table consisting of a main frame made  
100 in two parts hinged together so as to be kept longitudinally together, telescoping slides at-

tached to the main frame, legs capable to be  
attached to the main frame and slides, and  
leaves to cover the main frame and slides, the  
receptacle *a* serving to receive the main  
5 frame and leaves and the drawer *m* to receive  
the legs, substantially as set forth.

In testimony that I claim the foregoing as

my invention I have signed my name, in pres-  
ence of two witnesses, this 20th day of March,  
1894.

EMIL UNGER.

Witnesses:

ERNEST F. AMSLER,  
RICHARD KRAUSE.