

(No Model.)

E. L. TAFT.
WATER CLOSET SEAT.

No. 554,501.

Patented Feb. 11, 1896.

Fig. 1.

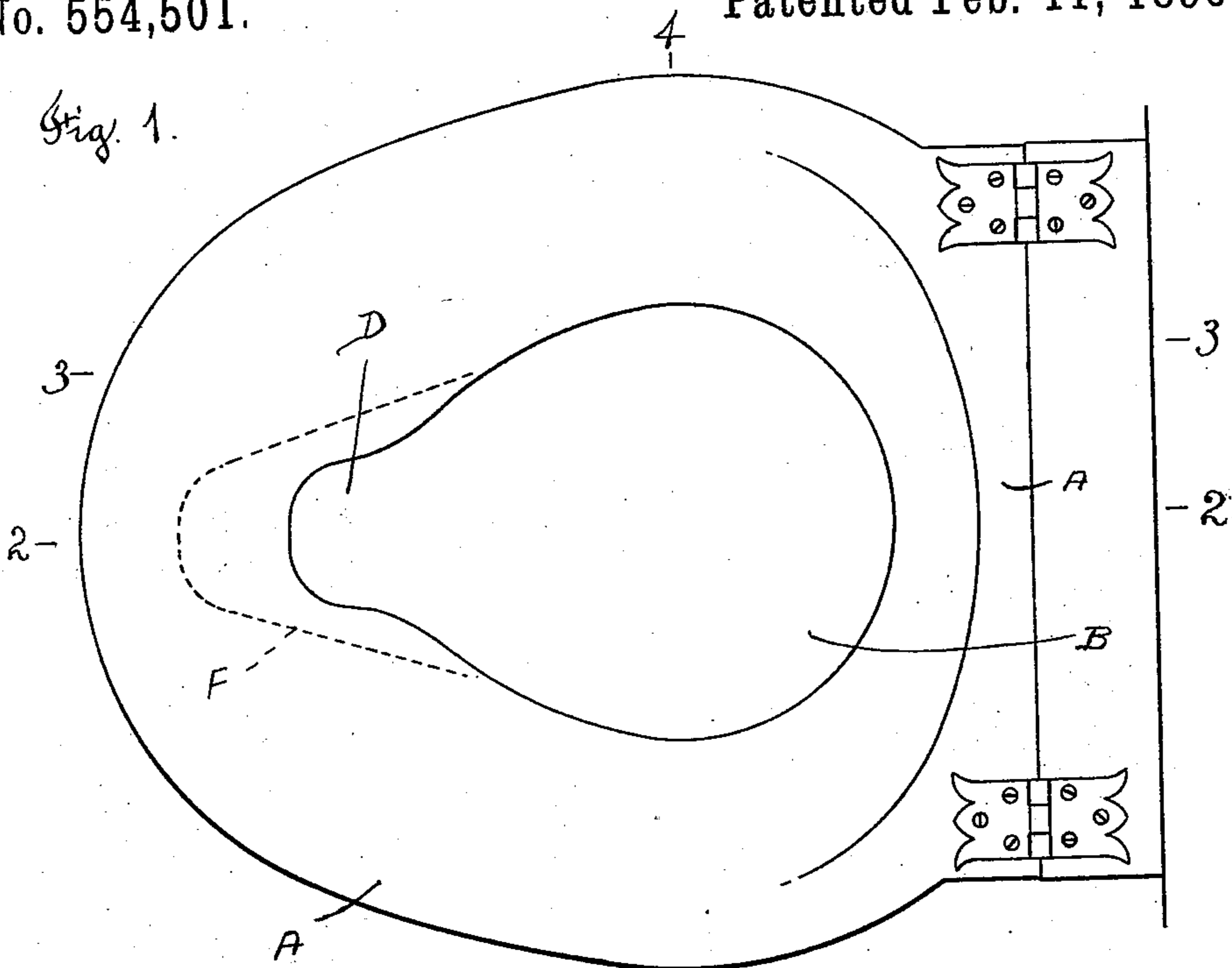


Fig. 2.

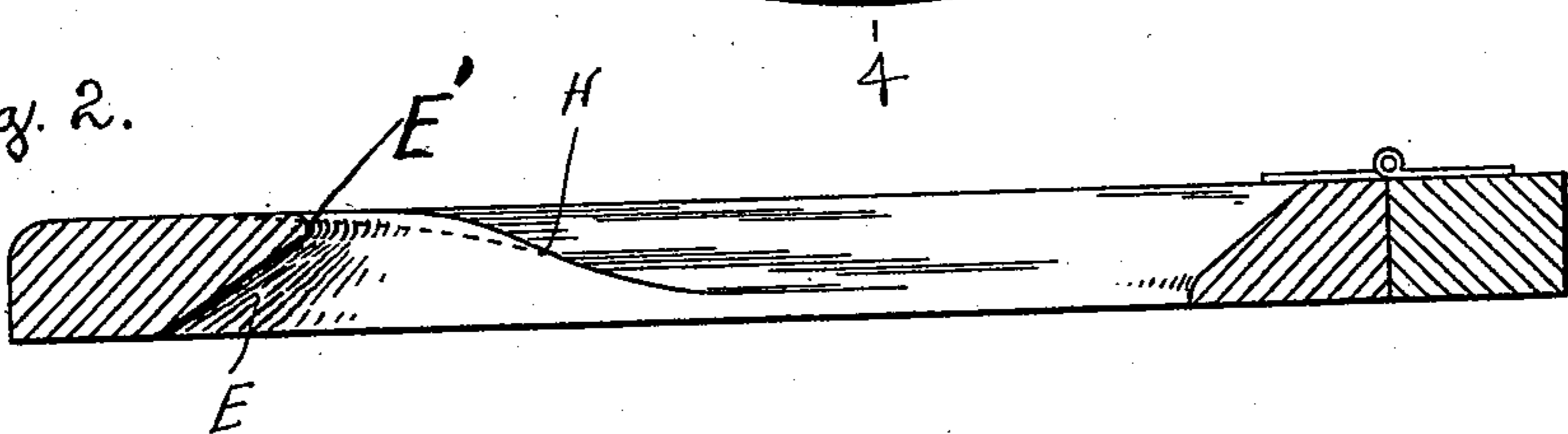


Fig. 3.


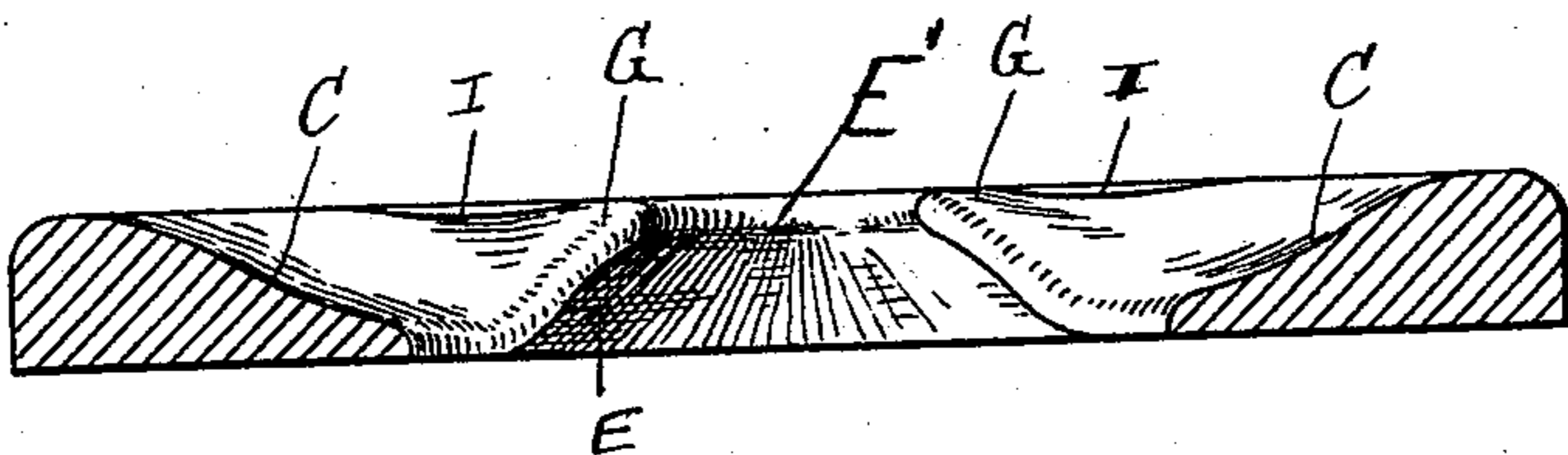


Fig. 4.



Witnesses

Al. Whiting.

Emma Kester

Inventor

Edward L. Taft.

By his Attorney

Rufus B. Fowler.

UNITED STATES PATENT OFFICE.

EDWARD LOVELL TAFT, OF FITCHBURG, MASSACHUSETTS.

WATER-CLOSET SEAT.

SPECIFICATION forming part of Letters Patent No. 554,501, dated February 11, 1896.

Application filed August 3, 1895. Serial No. 558,170. (No model.)

To all whom it may concern:

Be it known that I, EDWARD LOVELL TAFT, a citizen of the United States, residing at Fitchburg, in the county of Worcester and State of Massachusetts, have invented a new and useful Improvement in Water-Closet Seats, of which the following is a specification, reference being had to the accompanying drawings, forming a part of the same, in which—

Figure 1 represents a top view of a seat embodying my invention. Fig. 2 is a longitudinal central sectional view on line 2 2, Fig. 1. Fig. 3 is a sectional view on line 3 3, Fig. 1; and Fig. 4 is a transverse sectional view on line 4 4, Fig. 1.

Similar letters refer to similar parts in the different figures.

My invention consists in certain improvements in the conformation of the front portion of the seat, as hereinafter described, and specifically pointed out in the annexed claims.

Referring to the accompanying drawings, A denotes the body of the seat provided with an oval-shaped opening B and having the upper surface of the seat on the plane of the transverse section on line 4 4, Fig. 1, concave or bowl-shaped between the outer edge of the seat and the edge of the opening B, as represented by the curved lines C C, Fig. 4.

The opening B has a neck-shaped extension in front, as represented at D, Fig. 1, and the under side of the seat in front of and upon each side of the neck-shaped opening D is recessed, as represented at E, Fig. 2, and by the broken line F, Fig. 1, and the sides of the opening at G G, Figs. 1 and 4, are higher than the adjacent portions of the surface of the seat to produce a sharp inclination from the point G rearward, as represented by the curved line H, Fig. 2, and to hold the sitter from sliding forward, and upon either side of the portions G the surface of the seat is hollowed, as shown by the curved lines I I, Fig. 4, to support the limbs and allow them to rest upon a plane be-

low the central front portion of the seat, whereby the central front portion of the seat is raised between and relatively to the limbs of a person sitting upon the seat. The central front section of the seat is cut away upon its lower side, forming a channeled recess, as at E, and presenting a thin edge E' next the narrow opening D and provide a clear space below and forward of the edge E'.

I am aware that a warped or curved seat adapted to fit a bowl having its upper edge correspondingly curved, whereby a front central section of the seat is raised relatively to its sides, is not new. In my improved seat the front central section of the seat is no higher than the sides, the upper and lower surfaces being plane and parallel, except where the upper surface is cut away to form the channeled recess E, the seat being adapted to rest upon a bowl having a straight or plane upper edge.

What I claim as my invention, and desire to secure by Letters Patent, is—

1. The within-described seat for water-closets having upper and lower plane surfaces with its upper surface provided with a concave or bowl-shaped depression with the rearwardly-inclined surfaces G G and the concave depressions I I upon opposite sides of the central front section; and the lower side of said seat having the forward central portion cut away to form a channeled recess as at E and present a thin edge E' next the seat-opening.

2. A water-closet seat provided with an opening and provided with a channeled recess upon its lower side, as at E, said recess extending forward of said seat-opening forming a clear space beneath the central front section of the seat and presenting a thin edge E' in front of said opening.

Dated this 27th day of July, 1895.

EDWARD LOVELL TAFT.

Witnesses:

GEORGE HENRY CHAPMAN,
F. C. CURRIER.