

(No Model.)

M. H. SMITH.
HOLDER FOR PENCILS, CRAYONS, &c.

No. 552,265.

Patented Dec. 31, 1895.

FIG. 1.




FIG. 2.





FIG. 3.



WITNESSES:

John Buckler,
C. Gerst

INVENTOR

Murray H. Smith,

BY

Agar Tate & Co
ATTORNEYS.

UNITED STATES PATENT OFFICE.

MURRAY H. SMITH, OF NEW YORK, N. Y.

HOLDER FOR PENCILS, CRAYONS, &c.

SPECIFICATION forming part of Letters Patent No. 552,265, dated December 31, 1895.

Application filed October 8, 1895. Serial No. 565,060. (No model.)

To all whom it may concern:

Be it known that I, MURRAY H. SMITH, a citizen of the United States, and a resident of New York, in the county of New York and State of New York, have invented certain new and useful Improvements in Holders for Pencils, Crayons, Erasers, &c., of which the following is a specification, reference being had to the accompanying drawings, forming a part thereof, in which similar letters of reference indicate corresponding parts.

This invention relates to holders for crayons, pencils and erasers, and the object thereof is to provide an effective device of this class which contains a receptacle for said articles and which is simple in construction and operation; and with this and other objects in view the invention consists in the construction, combination and arrangement of parts hereinafter described and claimed.

The invention is fully disclosed in the following specification, of which the accompanying drawings form a part, in which—

Figure 1 is a side elevation of my improvement; Fig. 2, a central longitudinal section thereof; Fig. 3, a central longitudinal section of the casing or holder.

In the practice of my invention I provide a cylindrical holder or casing A, which is substantially of the form of an ordinary pencil, but being much larger in cross-section and one end of which is conical in form or sharpened, as shown at B. This holder or casing is provided with a longitudinal central bore C, which extends therethrough, and also with an annular chamber D, which is formed therein, and secured to the end thereof, opposite the conical end C, is a removable head E, said head being secured to the outer casing which incloses the annular chamber D, and it will be observed that the central portion F in which the central bore C is formed does not extend to the end of the outer casing.

The annular chamber D is adapted to serve as a receptacle for the pencils, crayons and erasers, which may be of any desired form in cross-section and of any desired size, the size and form in cross-section depending upon the size and form of the central bore C, and passing through the head E is a screw-threaded rod G, provided with a head H, and

said head E is also provided with a central opening K, which is also screw-threaded.

The erasers, one of which is shown at L in Figs. 1 and 2, may be of any desired form and size and may be composed of any desired material, such as hard rubber or a composition of rubber and other material, but it will be understood, as hereinbefore specified, that the central bore C and the eraser or erasers L must be of the same size and form in cross-section. This eraser is also so formed as to closely fit the central bore C, and the operation will be readily understood from the foregoing description, when taken in connection with the accompanying drawings. The eraser L is placed in the central bore and the use thereof will be apparent without further description. As the eraser wears off it may be projected by means of the rod G and by simply turning said rod, as will be understood, and this operation may be repeated as frequently as necessary, and whenever the eraser is so worn that it cannot be further projected by the rod G a new one is inserted.

The handle or casing A may be composed of any desired material, and my invention is not limited to the exact form and construction of parts herein shown and described. It will be observed that a number of the erasers or other articles, such as pencils and crayons, may be placed in the annular chamber B to be used when desired, and, as will be apparent, such erasers or other articles may be of any preferred length.

Having fully described my invention, I claim and desire to secure by Letters Patent—

1. A holder or casing for pencils, crayons, and erasers, comprising a cylinder, in which are formed an annular chamber and a central bore, said chamber and said bore being open at one end, and provided with a removable cap or cover, and a screw threaded rod, which passes through said cap, and into said central bore, substantially as shown and described.

2. A holder or casing for pencils, crayons, and erasers, comprising a cylinder as A, which is sharpened or conical at one end, and provided with an annular chamber and a central bore which extends therethrough, each of which opens at one end of the cylinder, and a removable cap, connected with said end,

and provided with a central screw threaded
opening, adapted to receive a screw threaded
rod, which passes therethrough, into said cen-
tral bore, said central bore being also adapted
5 to receive a pencil, crayon, or eraser, substan-
tially as shown and described.

In testimony that I claim the foregoing as

my invention I have signed my name, in pres-
ence of the subscribing witnesses, this 7th
day of October, 1895.

MURRAY H. SMITH.

Witnesses:

C. GERST,
K. ENSLIE.