

(No Model.)

C. F. HERBERT.
PICTURE FRAME.

No. 551,676.

Patented Dec. 17, 1895.

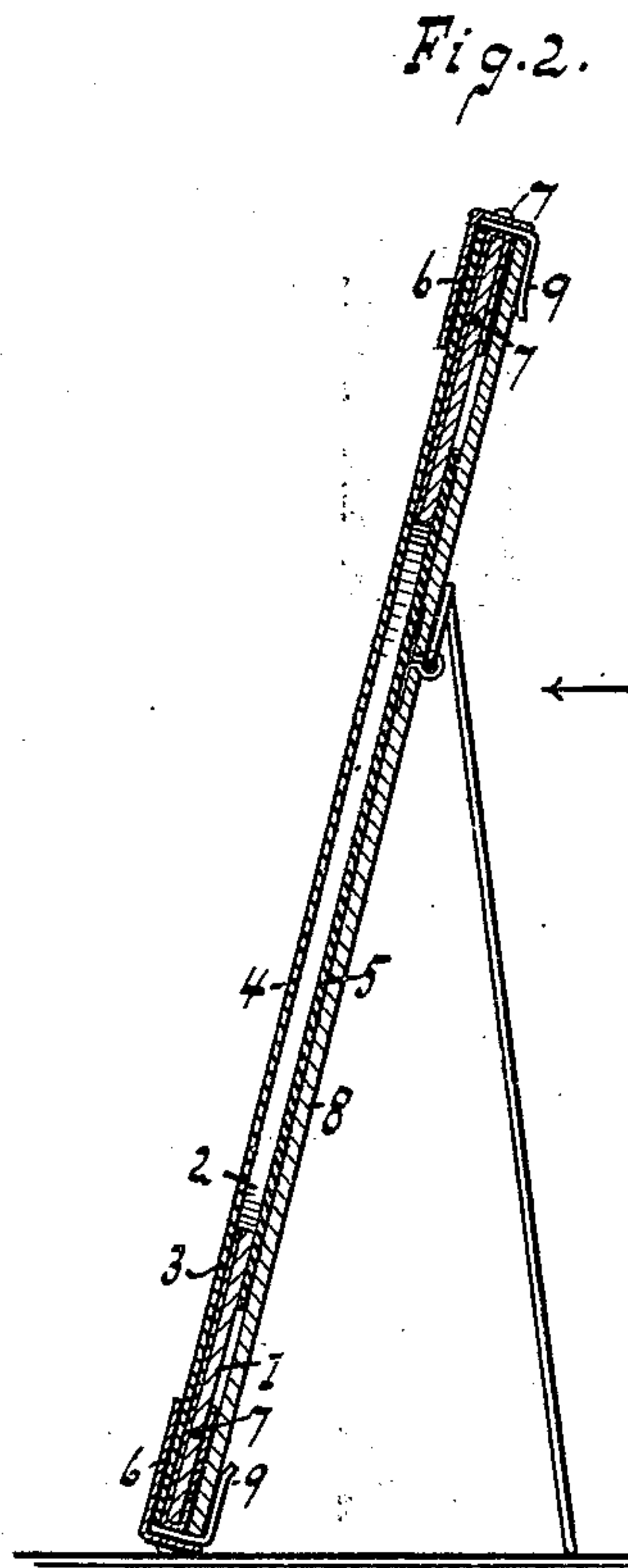
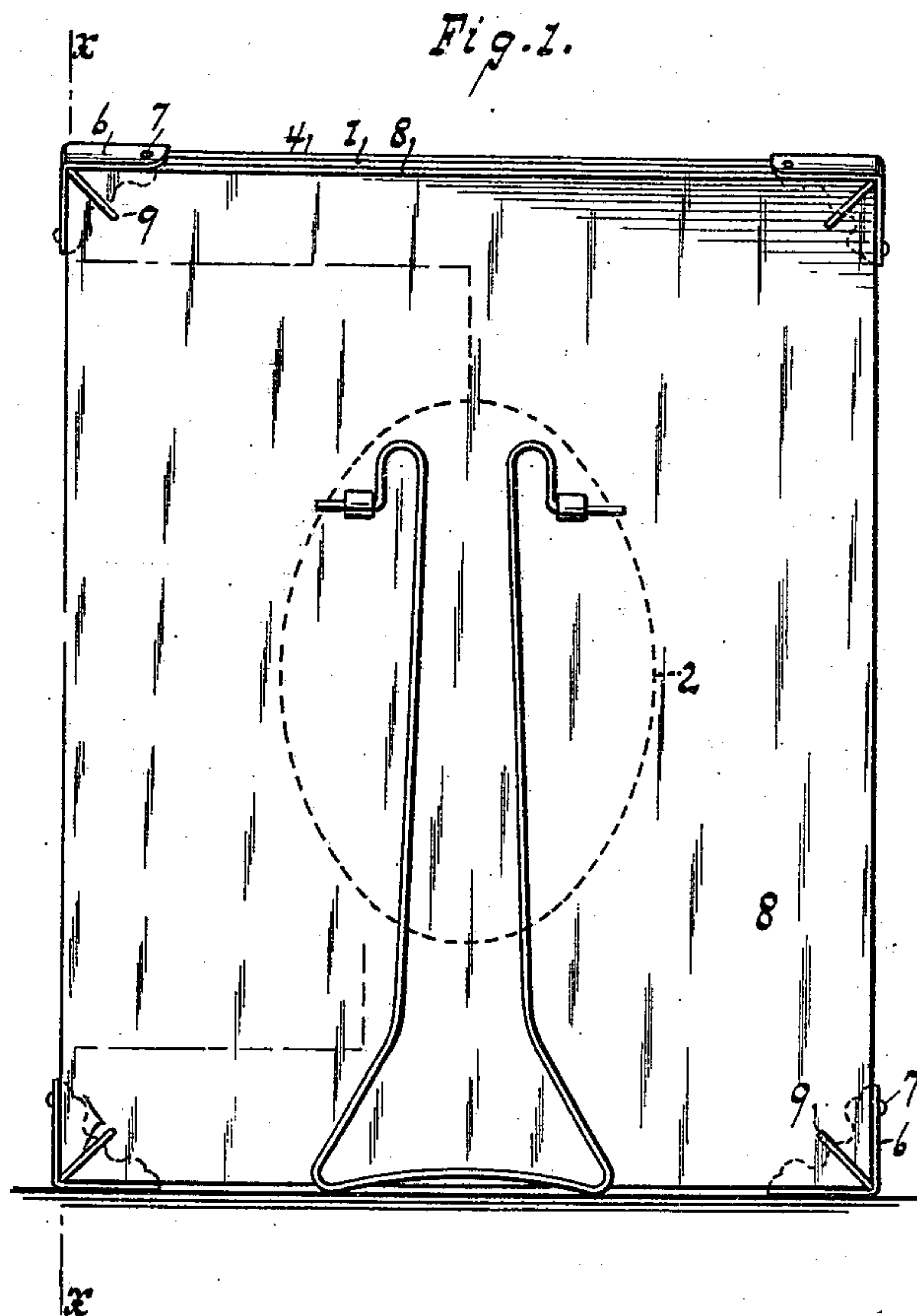


Fig. 3.

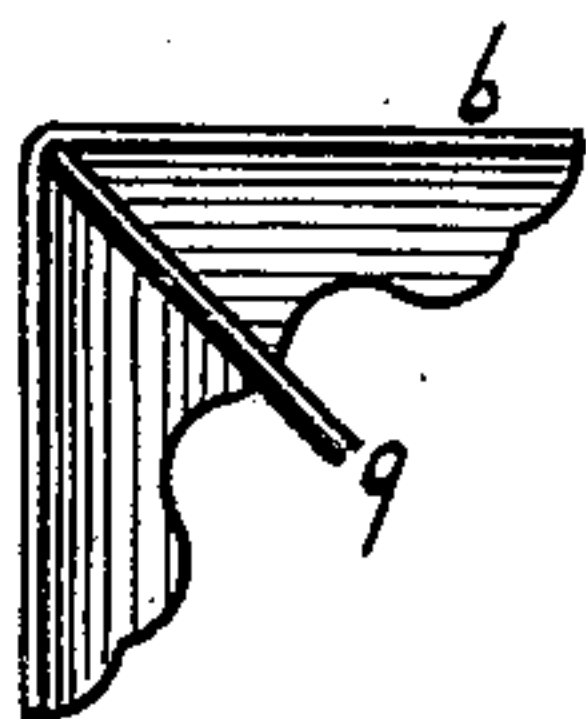
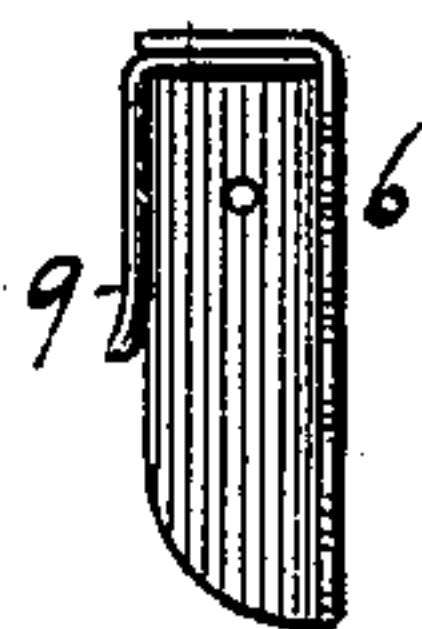


Fig. 4.



WITNESSES:

William Miller
Chas. E. Fournier.

INVENTOR:

Charles F. Herbert
BY
Hauff & Hauff
ATTORNEYS.

UNITED STATES PATENT OFFICE.

CHARLES F. HERBERT, OF BROOKLYN, NEW YORK; MARIA E. BILLS, EXECUTRIX OF SAID HERBERT, DECEASED, ASSIGNOR TO EDWIN A. FITCH, OF SAME PLACE.

PICTURE-FRAME.

SPECIFICATION forming part of Letters Patent No. 551,676, dated December 17, 1895.

Application filed March 28, 1895. Serial No. 543,558. (No model.)

To all whom it may concern:

Be it known that I, CHARLES F. HERBERT, a citizen of the United States, residing at Brooklyn, in the county of Kings and State of New York, have invented new and useful Improvements in Picture-Frames, of which the following is a specification.

The object of this invention is to provide a novelty in picture-frames; and the invention resides in the novel features of construction set forth in the following specification and claims, and illustrated in the annexed drawings, in which—

Figure 1 is a rear elevation of the frame. Fig. 2 is a section along xx , Fig. 1. Fig. 3 is a rear elevation of a holder. Fig. 4 is a side elevation of a holder.

The frame comprises the center part or frame portion 1 having an open space 2. The center part is shown provided with linen or other covering 3, which is readily secured by being lapped over the edges of the center part and pasted or secured at the back of said part. The glass or transparent plate 4 protects the center part, as also the covering of the center part, and the picture or framed object 5. This glass is readily secured in place by holders comprising each a main or body portion 6 and a clip portion or tongue 9. Pins or fastenings 7 secure the holder parts 6 to the center part. The back 8 resting against the center part is detachably secured by the clips 9. As the holder parts 6 do not engage the back, the proper bending of clips 9 can be made to release the back, which latter can then be removed so that the picture or object to be secured in the frame can be readily placed to show properly through the opening 2, after which the back when replaced can be readily secured by bending the clips 9 to engaging position.

The holder parts 6 by stopping flush with

the back will give a neat finish along the edge of the frame, while at the same time the back will not be engaged by said parts 6. These holder parts 6 are shown as corner-pieces, so as to protect the corners of the glass from improper contact with other objects as well as to bind the glass to its place.

The linen 3 can be embroidered, painted, or ornamented as desired and the glass 4 will protect the linen from dirt or injury. As the removal of the back 8 enables the picture or object 5 to be put in place or removed, the glass 4 can remain undisturbed.

The frame can be readily made of pulp or other suitable material.

The frame may be angular or curved in its outline, as desired.

By making the clips 9 as elastic or spring tongues the slipping or springing of holders 6 and 9 into place will secure the center, glass, and back together.

What I claim as new, and desire to secure by Letters Patent, is—

1. A frame comprising a center part, a glass, and a back, combined with holder parts for the glass secured to the center part, said holder parts having clips or fingers for engaging and releasing the back substantially as described.

2. A picture frame consisting of a center part 1, a glass 4 superposed on the center part and co-extensive with the dimensions thereof, holder parts 6 lapping over the edge of the glass and secured to the said center part and provided with clips, and a back 8 engaged by said clips substantially as described.

In testimony whereof I have hereunto set my hand in the presence of two subscribing witnesses.

CHARLES F. HERBERT.

Witnesses:

WM. C. HAUFF,

E. F. KASTENHUBER.