

(No Model.)

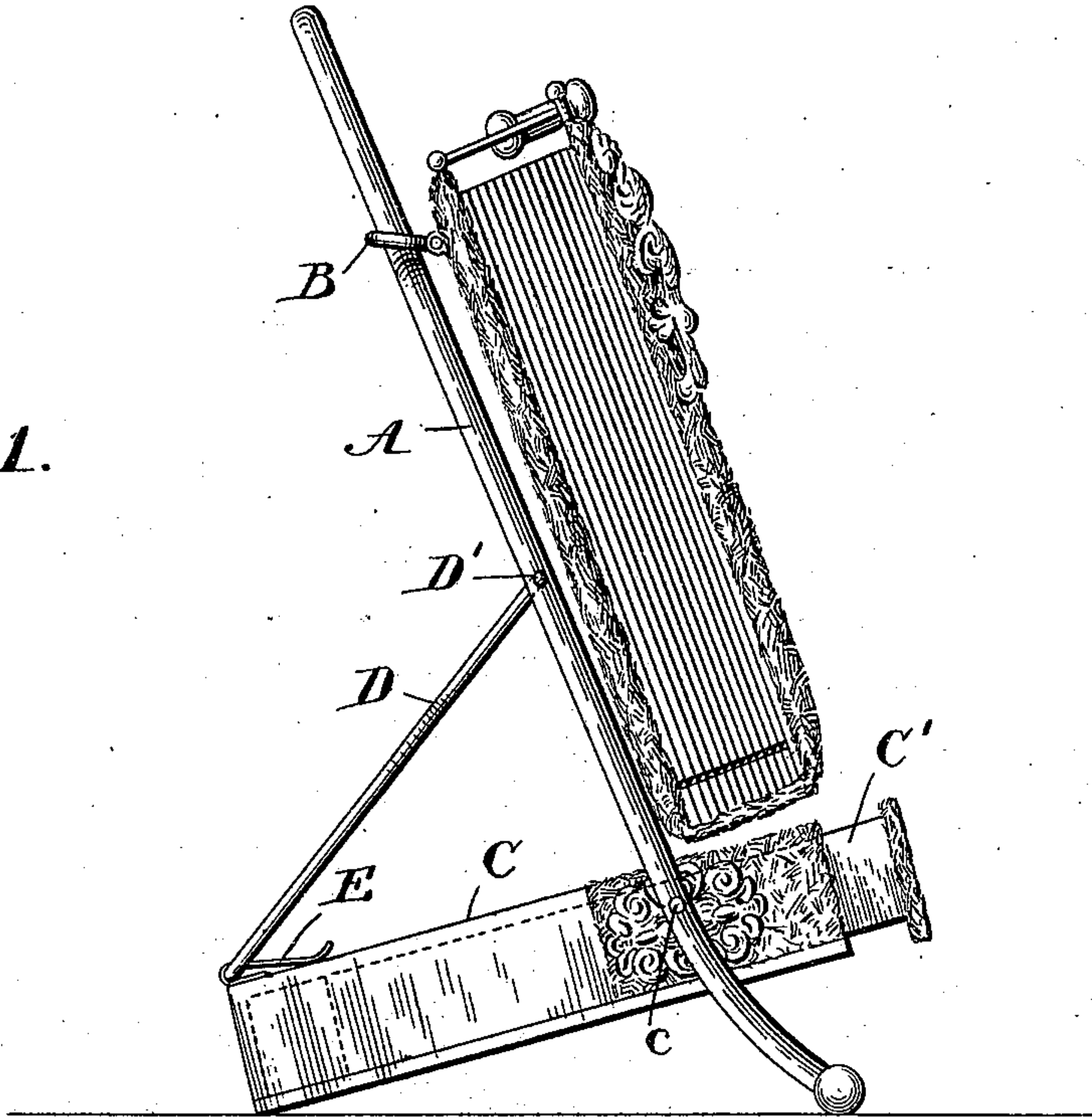
2 Sheets—Sheet 1.

W. A. HOLMAN.  
EASEL SUPPORT FOR ALBUMS.

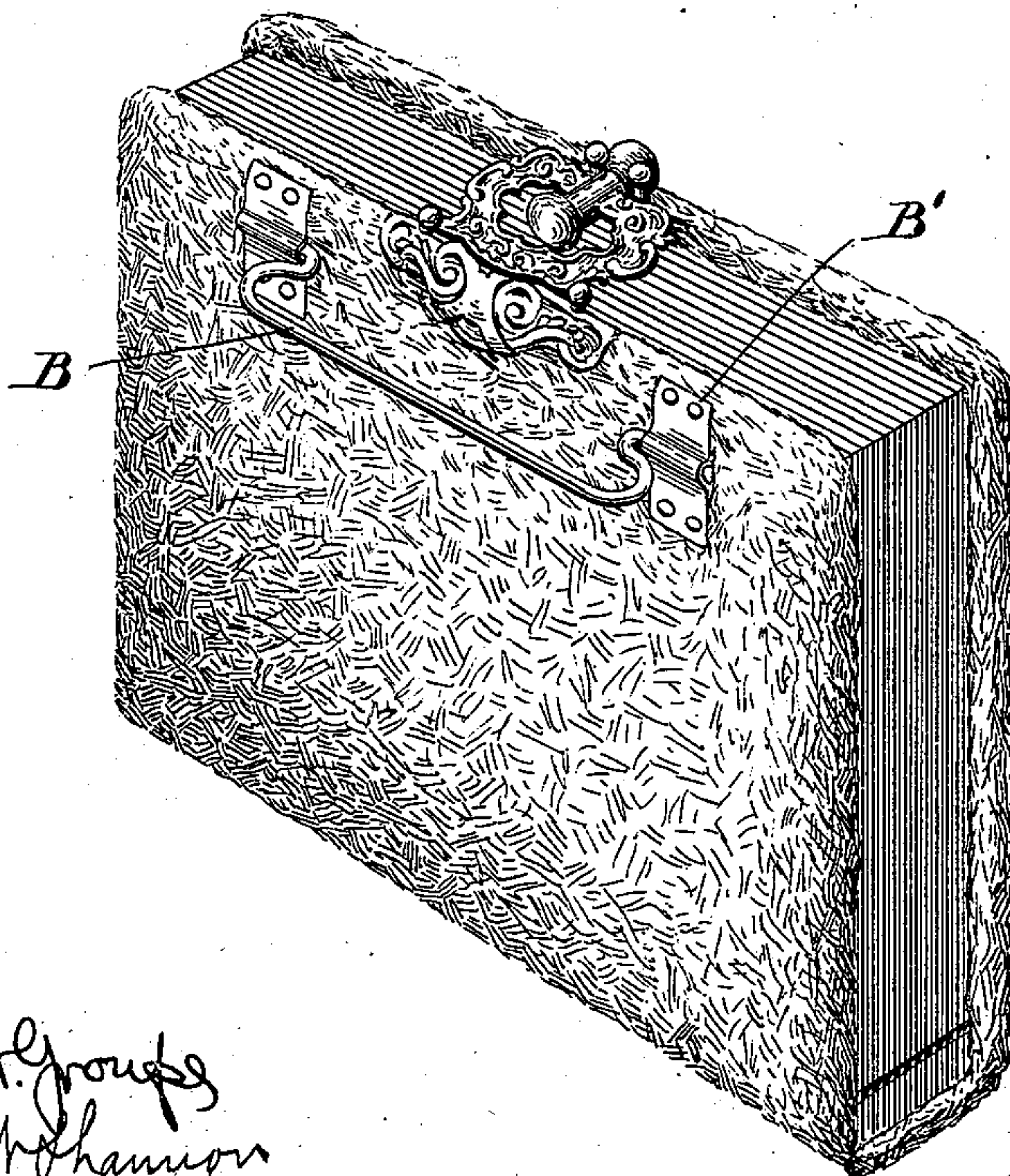
No. 550,322.

Patented Nov. 26, 1895.

*Fig. 1.*



*Fig. 2.*



Witnesses.

Andrew T. Group  
Joseph W. Shannon

Inventor.

William A. Holman  
By J. S. Hector

Attorney.

(No Model.)

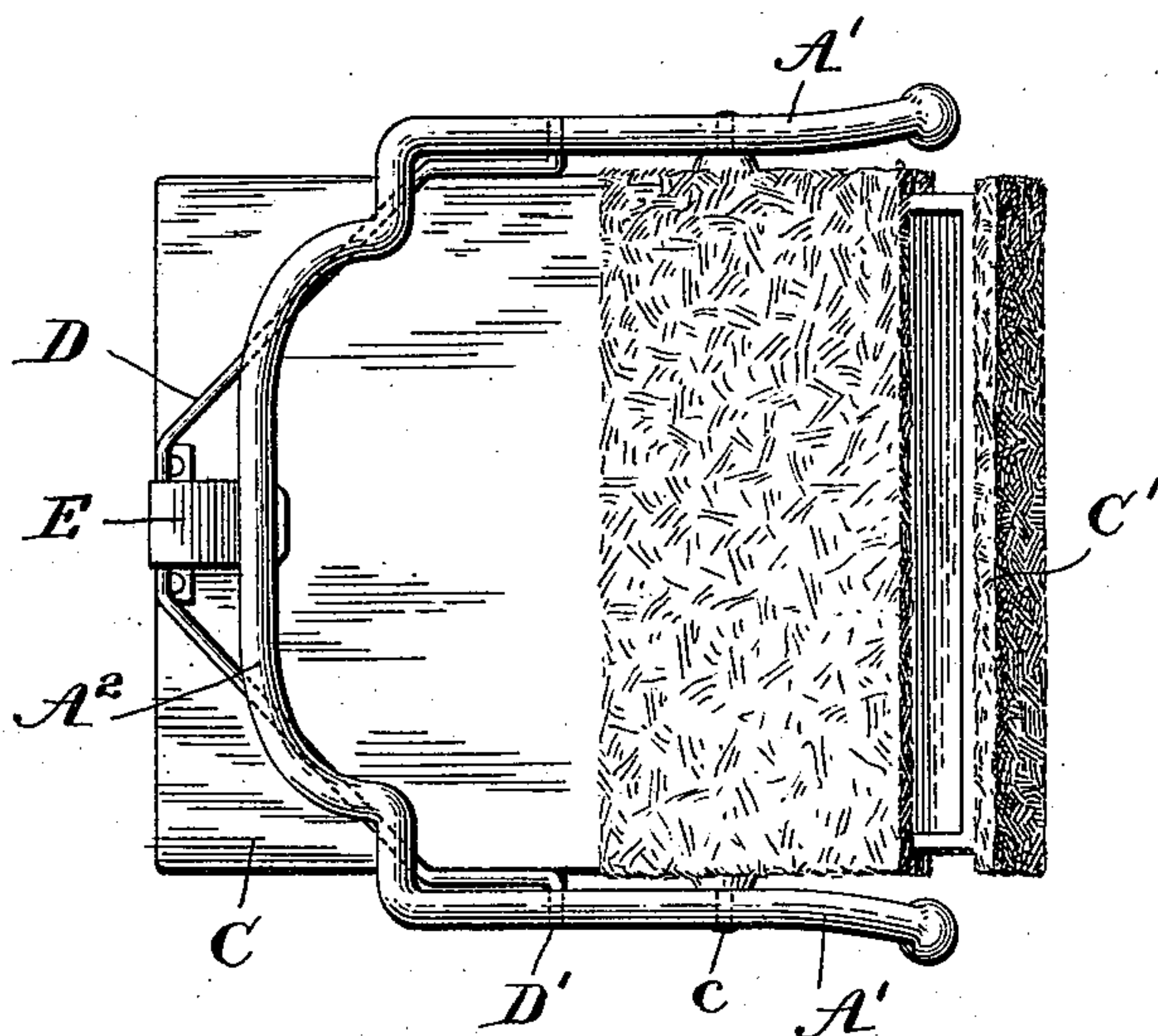
2 Sheets—Sheet 2.

W. A. HOLMAN.  
EASEL SUPPORT FOR ALBUMS.

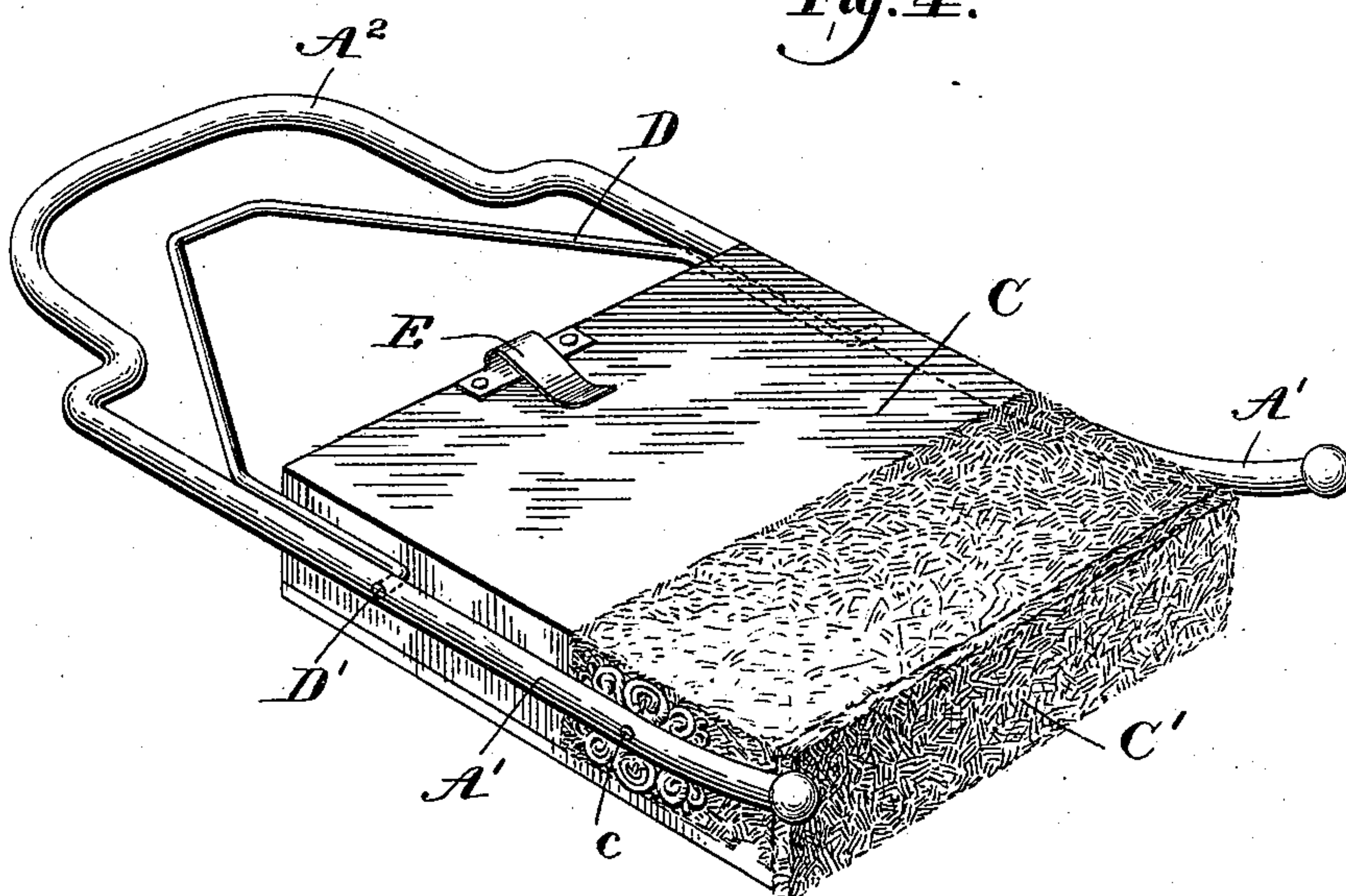
No. 550,322.

Patented Nov. 26, 1895.

*Fig. 3.*



*Fig. 4.*



Witnesses.

Andrew H. Group  
Joseph W. Shannon

Inventor.

William A. Holman  
By A. V. Hector

Attorney.



# UNITED STATES PATENT OFFICE.

WILLIAM A. HOLMAN, OF PHILADELPHIA, PENNSYLVANIA.

## EASEL-SUPPORT FOR ALBUMS.

SPECIFICATION forming part of Letters Patent No. 550,322, dated November 26, 1895.

Application filed August 27, 1895. Serial No. 560,661. (No model.)

*To all whom it may concern:*

Be it known that I, WILLIAM A. HOLMAN, a citizen of the United States, residing in the city of Philadelphia, State of Pennsylvania, have invented certain new and useful Improvements in Easel-Supports for Albums, of which the following is a full, clear, and exact description, reference being had to the accompanying drawings, forming a part of this specification.

My invention relates to easel-supports for albums, pictures, and the like, and has for its object to provide such a support which is adapted to be closed up and lie flat when packed for transportation or when not in use, while at the same time furnishing, in the normal position of its parts, an easel-rest combined with a drawer for pictures and convenient means to hang a book or the like upon its upright member.

To these ends my invention consists of the combination, with a main member or frame, of a box hinged thereto near the base and a pivoted link-support between the main member and the box, with a hook-like device upon the box with which the pivoted link is adapted to be adjustably secured, and in several detail features hereinafter referred to.

In the drawings illustrating my invention, Figure 1 is a side elevation of my improved easel-support with an album hung thereon. Fig. 2 is an elevation of an album with a pivoted handle or arm adapted to support the book upon the main member of the easel-support. Fig. 3 is a plan view of the easel-support with the parts distended and in normal position; and Fig. 4 is a like view with the parts lying flat or closed up, illustrating the ready adaptability of the device for transportation.

The easel-support consists of the main member or frame A, composed of a metallic rod bent to form two legs A' A', the top or connecting portion being bent inwardly, as at A<sup>2</sup>, to form a convenient and suitable means whereon to hang a picture by a cord or an album or book by a pivoted handle or arm B of the character shown in Fig. 2. At or near the basal end of the frame-legs is pivoted a rectangular box C, preferably supplied with an outwardly-sliding drawer C', the pivoting being effected by means of a pin c or other

equivalent device, and above the pivotal point for the box at a suitable distance required to effect the proper or desired incline of the easel main frame is a link D, also pivotally connected therewith at D' by any suitable means. This link may be a curved wire or may be bent in the form shown in Figs. 3 and 4 of the drawings. In essential construction it must extend to or near the rear end of the pivoted box, at which point a hook E is provided facing frontward, and is preferably a spring-hook, such as shown in Figs. 1, 3, and 4 of the drawings, so that the link will not very readily move out of contact with the hook.

The album, if it is desired to hang such a book on the easel-support, is provided with a hinged arm B so bent that its central portion will be at some distance outward from its longitudinal ends which are hinged in eyepieces B', fastened to the book-cover. Its hinged arm can therefore be slipped over the narrow bent end A<sup>2</sup> of the main frame A, as shown in Fig. 1.

It is obvious that the book, album, or picture is readily removable from the album-support, and that the latter, being doubly hinged at its connections with the box and the supporting-link, can be laid down flat, as shown in Fig. 4, by merely removing the link D from its engagement with the spring-hook E, the link being also pivoted, as described, and therefore readily swung into the same plane with the main frame.

My easel-support in all the essential particulars desired in such a structure is simple in construction, pleasing in appearance, and effective in result.

Having thus described my invention, I claim as new and desire to secure by Letters Patent—

1. An easel support comprising a main member or frame, a box pivoted thereto by its opposite vertical sides and having a hooked projection on its rear upper surface; and a supporting link hinged at its ends to the main frame above the pivotal connection with the box and adapted to engage by its central portion with the hooked projection on the box and thereby support the main frame in an inclined position; substantially as described.

2. An easel support comprising a main

frame A' A' having a narrowed or bent end A<sup>2</sup>, the box C pivoted thereto near the basal ends of the frame, with a hooked projection E at or near the rear upper surface of the box, and a supporting link D pivoted to the main frame above the pivotal connection with the box, and adapted at its central portion to engage with the hooked projection on the box; substantially as described.

10 3. An easel support comprising the main frame A' A' having a narrowed or bent end A<sup>2</sup>, the box C pivoted thereto, the hooked projection E upon the box, the link D pivoted to

the main frame and adapted to engage the hook E, in combination with a book provided on its outer cover with a pivoted arm adapted to be hung upon the narrow end A<sup>2</sup> of the easel frame; substantially as described. 15

In testimony whereof I have hereunto affixed my signature this 17th day of August, 20 A. D. 1895.

WILLIAM A. HOLMAN.

Witnesses:

JOSEPH W. SHANNON,  
H. T. FENTON.