

(No Model.)

O. KUCH.  
CHRISTMAS TREE CANDLE HOLDER.

No. 549,729.

Patented Nov. 12, 1895.

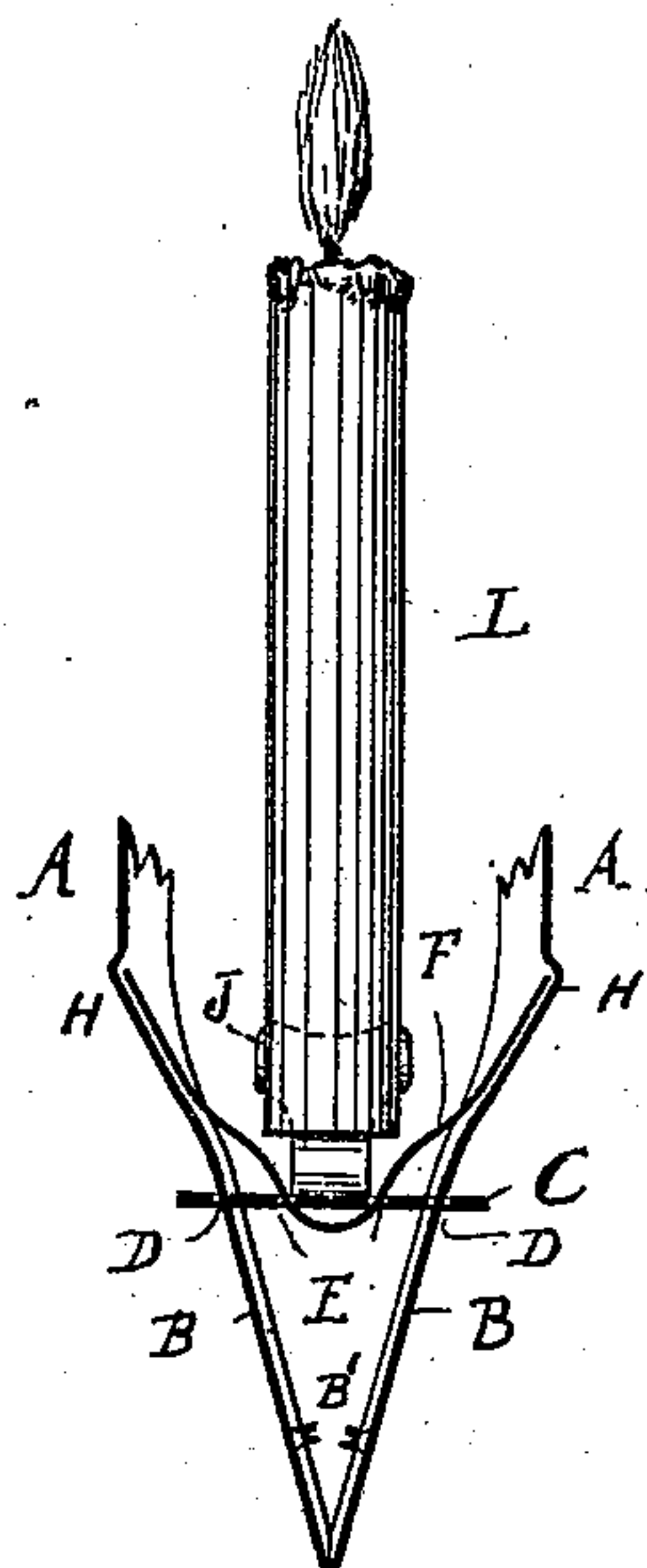


Fig: 1.

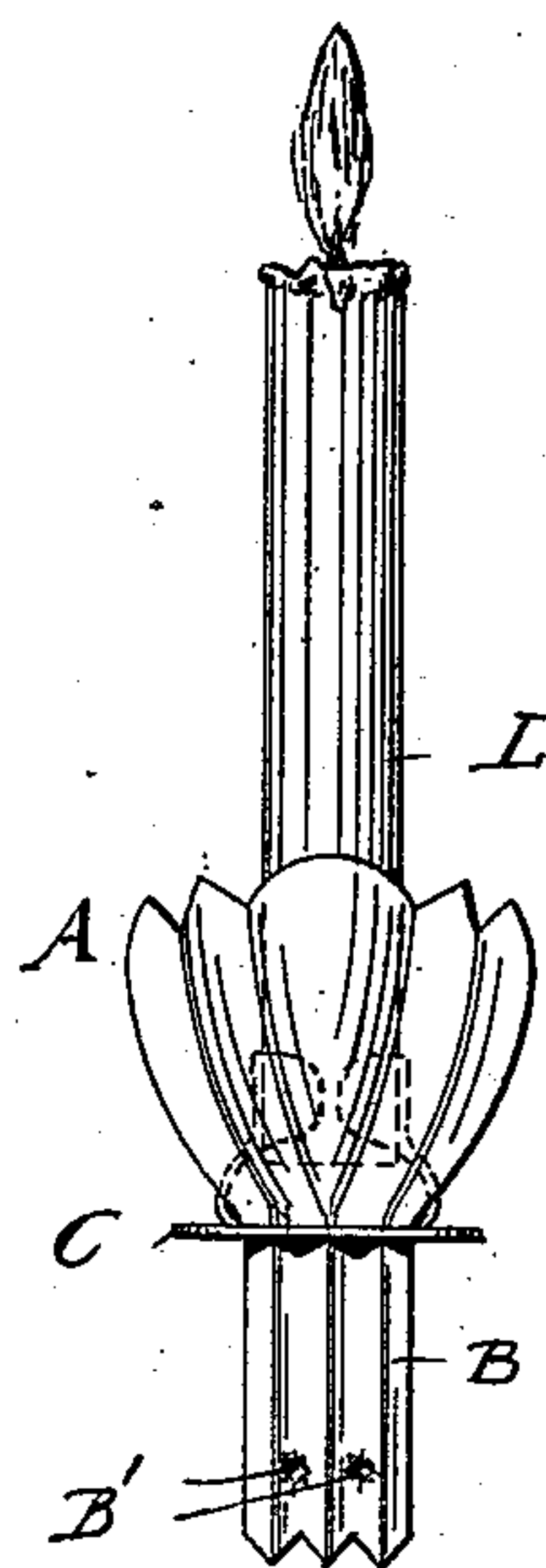


Fig: 2.

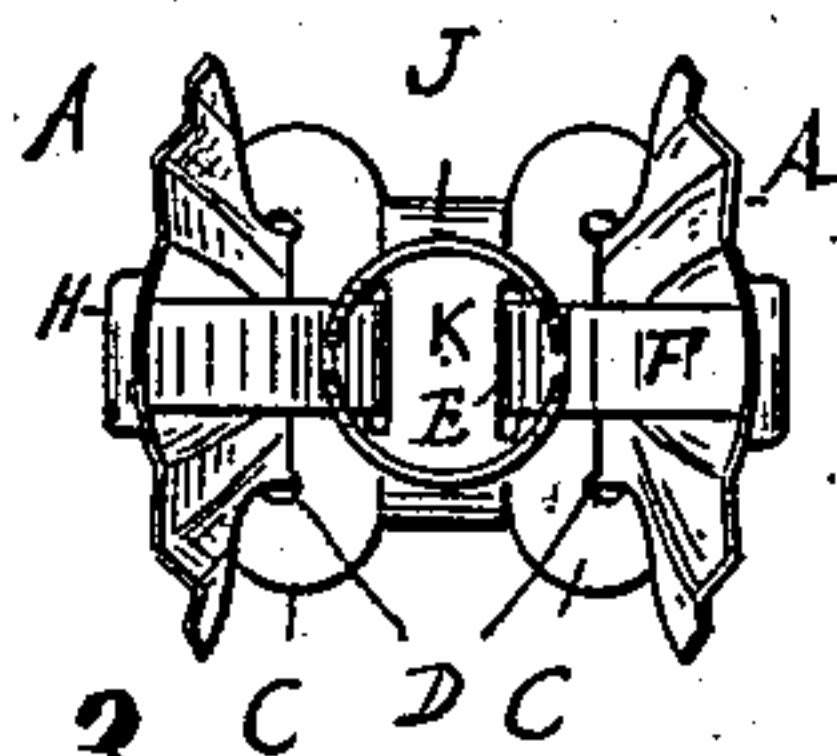


Fig: 3.

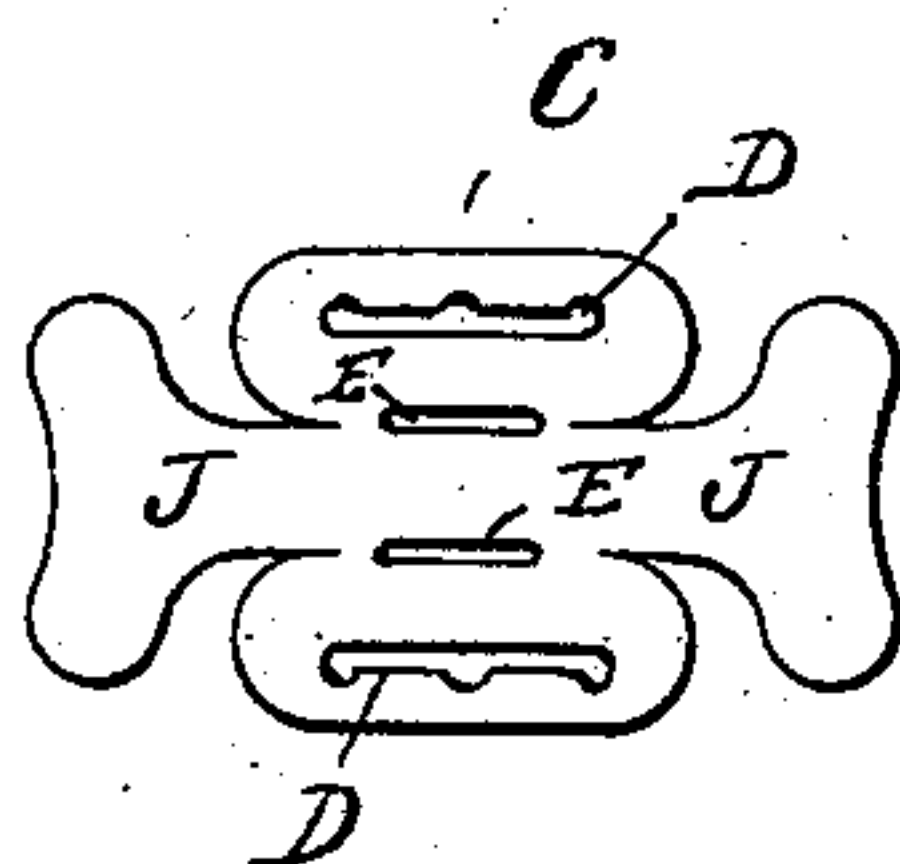


Fig: 4.

Witnesses  
S. P. Palmer  
Emil Mueller

O. Kuch Inventor  
By his Attorney Oscar F. Gunn

# UNITED STATES PATENT OFFICE.

OTTO KUCH, OF STAPLETON, NEW YORK.

## CHRISTMAS-TREE CANDLE-HOLDER.

SPECIFICATION forming part of Letters Patent No. 549,729, dated November 12, 1895.

Application filed July 23, 1895. Serial No. 556,937. (No model.)

*To all whom it may concern:*

Be it known that I, OTTO KUCH, a citizen of the United States, and a resident of Stapleton, in the county of Richmond, in the State of New York, have invented certain new and useful Improvements in Christmas-Tree Candle-Holders, of which the following is a specification.

This invention relates to holders for Christmas-tree candles.

The object of my invention is to provide a new and improved holder of this kind which is simple in construction, can be held firmly and securely on the branches and twigs of the tree, can be applied and removed very readily, and holds the candle securely and without cutting the same, and always holds the candle in vertical position independently of the inclination of the twig or branch.

In the accompanying drawings, forming a part of this specification, and in which like letters of reference indicate like parts in all the figures, Figure 1 is a vertical transverse sectional view of my improved Christmas-tree candle-holder. Fig. 2 is a side view of the same. Fig. 3 is a plan view of the same. Fig. 4 is a plan view of the blank for forming the cross-piece and socket.

The holder is composed of two dished and ornamented plates A, which are so mounted that they can be swung toward and from each other and are acted upon by a suitable spring. Each plate A is provided with a downwardly-extending wing B, provided near its lower end with a series of inwardly-extending projections or spurs B', preferably formed by punching part of the wing inward, which spurs serve for giving the holder a firm grip on a branch or twig of the tree. A cross-piece C, made of sheet metal, is provided along each side edge with a slot D, and through said slots the wings B are passed, so that they can swing in said slots. The cross-piece C is provided with two additional slots E, closer to each other, and through said slots E the shanks of a U-shaped spring F are passed from the bottom upward, so that the upper ends of said shanks rest against the inner

surfaces of the plates A and exert an outward pressure on the same and press them from each other, thereby pressing the lower ends of the wings B toward each other. To prevent the spring-shanks from shifting, the plates A are provided in their inner surfaces with recesses H for receiving the ends of the shanks of the spring.

The cross-piece C is provided at its ends with the curved tongues J, which are bent up over the upper surface of the cross-piece and toward each other, so as to form a socket K for receiving the lower end of the candle L.

To apply the holder on a branch or twig of the tree the upper plates A are pressed toward each other, whereby the wings B are separated sufficiently to permit passing the branch or twig on which the holder is to be applied between them, and when the plates A are released the spring F presses them from each other, thereby pressing the wings B against the branch or twig with sufficient pressure to hold the holder on the same in such a manner that the candle always stands vertically.

Having thus described my invention, what I claim as new, and desire to secure by Letters Patent, is—

1. In a Christmas tree candle holder, the combination with two plates having downwardly extending wings, of a cross piece on which said plates are mounted to swing toward and from each other, a U shaped spring passed upward through slots in the cross piece, its shanks resting against the inner surfaces of the plates and pressing them from each other and a candle holding socket on said cross piece and between the plates, substantially as herein shown and described.

2. In a Christmas tree candle holder, the combination with a plate having a slot along each side edge and two slots between the slots along the side edges of two plates having downwardly extending wings, which are passed through the slots along the side edges of the cross piece, a U shaped spring having its shanks passed upward through the inner slots in the cross piece, to rest against

the inner surfaces of the plates and press  
said plates outward and a candle holding  
socket made integral with the cross piece and  
located between the plates, substantially as  
5 herein shown and described.

In testimony that I claim the foregoing as  
my invention I have signed my name, in pres-

ence of two witnesses, this 11th day of July,  
1895.

OTTO KUCHI.

Witnesses:

OSCAR F. GUNZ,  
D. PETRI PALMEDO.