

(No Model.)

J. SCHONENBERGER.  
TEMPORARY BINDER.

No. 549,080.

Patented Oct. 29, 1895.

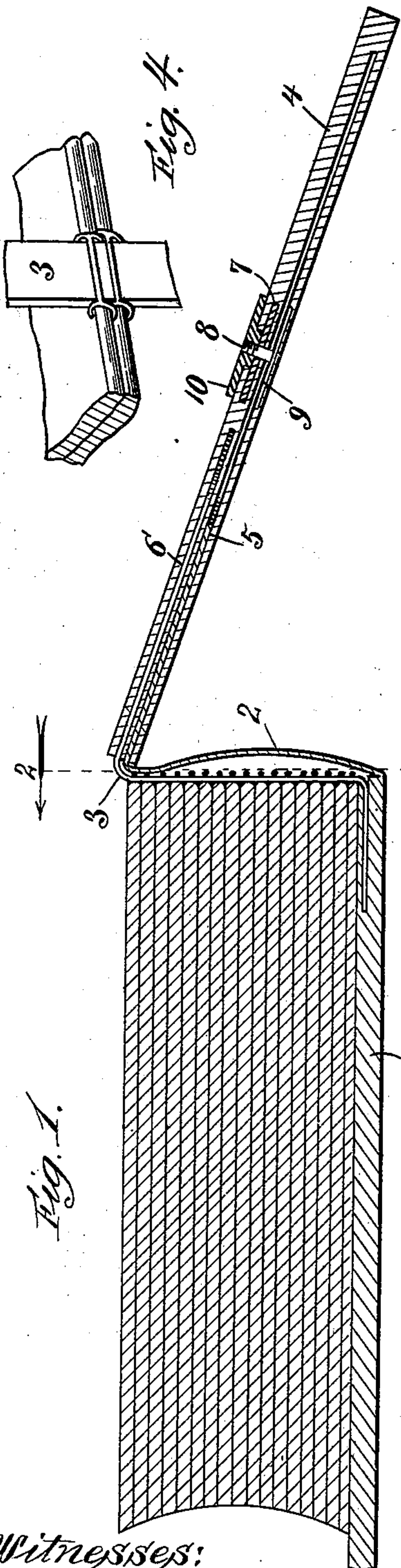


Fig. 1.

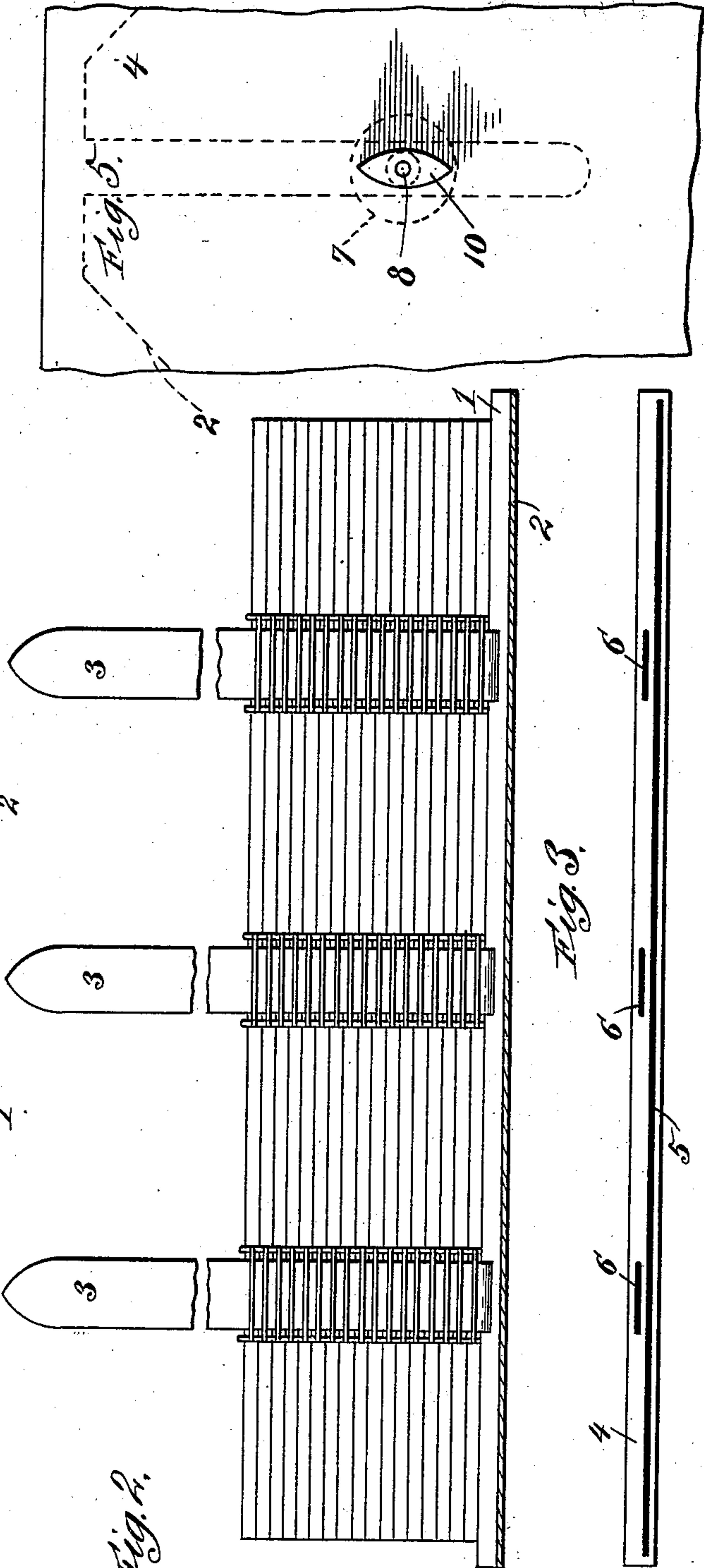


Fig. 2.

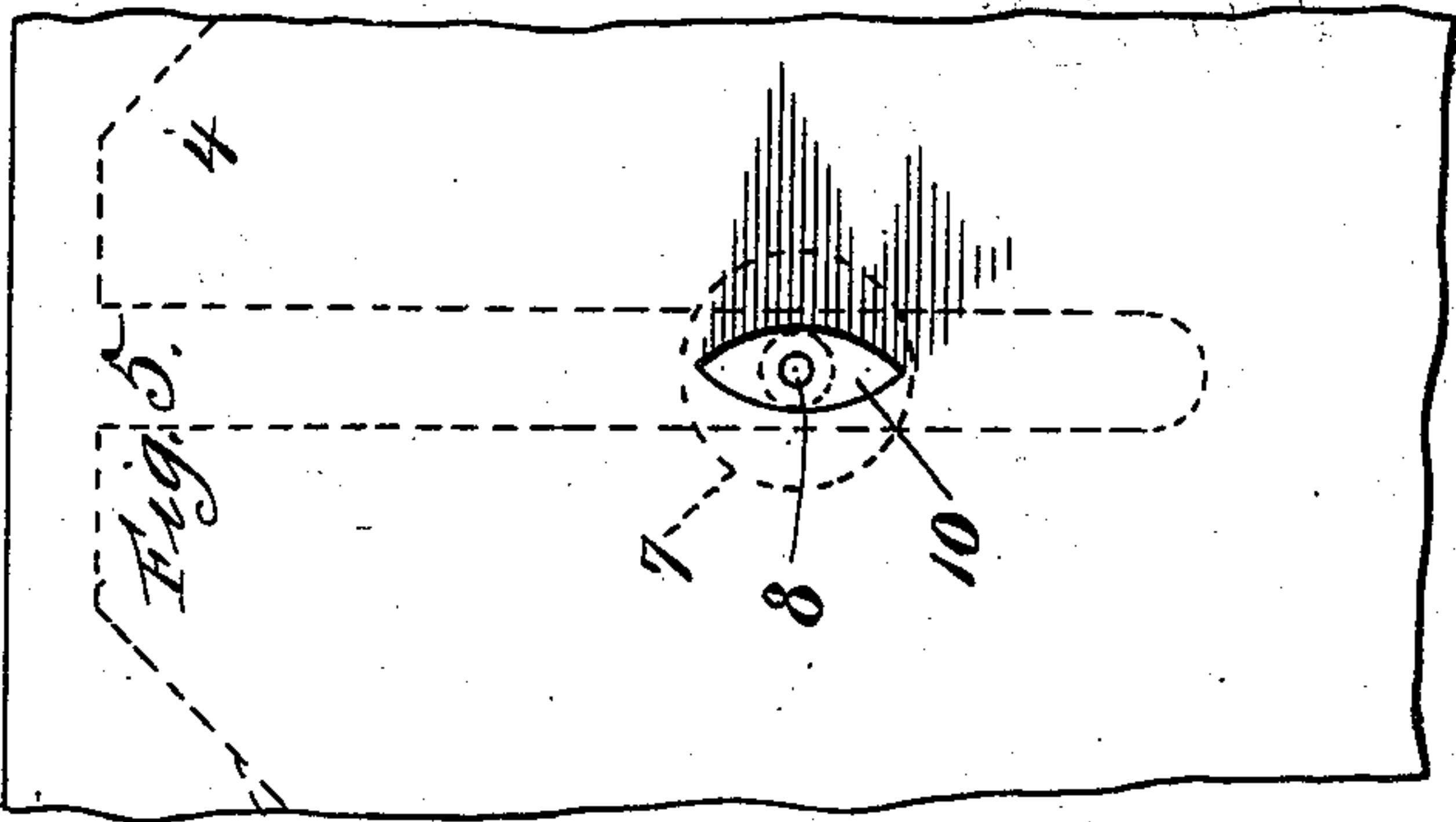


Fig. 3.

Witnesses:  
Jno. A. Christianson.  
Rudolph H. Lotz

Inventor:  
John Schonenberger  
By Harry C. Kennedy  
Attorney



# UNITED STATES PATENT OFFICE.

JOHN SCHONENBERGER, OF CHICAGO, ILLINOIS.

## TEMPORARY BINDER.

SPECIFICATION forming part of Letters Patent No. 549,080, dated October 29, 1895.

Application filed July 5, 1895. Serial No. 555,072. (No model.)

*To all whom it may concern:*

Be it known that I, JOHN SCHONENBERGER, a citizen of the United States, residing at Chicago, in the county of Cook and State of Illinois, have invented certain new and useful Improvements in Temporary Binders; and I do hereby declare the following to be a full, clear, and exact description of the invention, such as will enable others skilled in the art to which it appertains to make and use the same.

This invention relates to a novel construction in a temporary binder, the object being to provide a device of this kind of simple and durable construction and efficient operation; and it consists in the features of construction hereinafter described and claimed.

In the accompanying drawings, illustrating my invention, Figure 1 is a transverse sectional view of a temporary binder constructed in accordance with my invention. Fig. 2 is a longitudinal section of the same, taken on the line 2 2 of Fig. 1. Fig. 3 is a detail view in elevation of the inner edge of the removable cover. Fig. 4 is a detail view in perspective of a portion of the rear portions of pamphlets adapted to be held in my temporary binder and showing the manner of removably securing each pamphlet therein. Fig. 5 is a view in elevation of a portion of the removable cover, showing the manner of securing the same to the binder.

Referring now to said drawings, 1 indicates the lower cover of a temporary binder constructed in accordance with my invention, to which an extensible back 2 is suitably secured. A plurality of straps 3, of any suitable material, are also removably secured in openings in said cover 1, preferably at regular intervals, and to said straps the pamphlets or maps to be bound in said binder are to be secured. Though the said maps or pamphlets may be secured to said straps in any suitable manner, I prefer to secure them by stitches passing through the back thereof and passing around said straps 3, as in this manner I am enabled to remove the pamphlets without injury to them or to the binder.

After the desired number of pamphlets or maps or whatever it is desired to bind in my binder have been secured to said straps 3 the upper or removable cover 4 is secured thereto in the following manner: Said removable cover 4 is provided with a slot 5, in which the extensible back 2 is adapted to be secured, and with slots 6, in which the free ends of said straps 3 are adapted to be held. The said extensible back is slotted in the middle of its forward end portion to receive the shank of a clamp 7 in said removable cover, by means of which said back is locked in said cover. The said clamp 7 consists of a screw 8, provided with a large flat head 9, which is secured in the outer face of said cover, the shank of said screw 8 passing through the opening 5 and projecting beyond the inner face of said cover, where it is engaged by a flat nut 10, by means of which the walls of the opening 5 are pulled together, thus clamping the back 2 firmly between them.

It will of course be understood that many other constructions of clamping devices might be employed, though the one herein shown and described is preferable.

I claim as my invention—

1. In a temporary binder, a cover having an extensible back secured thereto, straps held within openings in said cover to which the leaves to be bound may be detachably secured, and a removable cover having an opening 5 to receive said extensible back and openings 6 to receive said straps, substantially as described.

2. In a temporary binder a cover having an extensible back secured thereto, straps held within openings in said cover to which the leaves to be bound may be detachably secured, a removable cover having an opening 5 to receive the end of said extensible back and openings 6 to receive the free ends of said straps, and devices on said cover for clamping the end of said extensible back therein, substantially as described.

3. In a temporary binder, a cover having an extensible back secured thereto, straps held

within openings in said cover to which the  
leaves to be bound may be detachably se-  
cured, a removable cover having an opening  
5 to receive said extensible back, devices on  
said removable cover for contracting said  
opening 5 and clamping said removable cover  
therein, a slot in said extensible back to re-  
ceive said clamping devices, and openings in

said removable cover to receive the free ends  
of said straps, substantially as described. 10

In testimony whereof I affix my signature  
in presence of two witnesses.

JOHN SCHONENBERGER.

Witnesses:

RUDOLPH W. LOTZ,  
ARTHUR C. LOTZ.