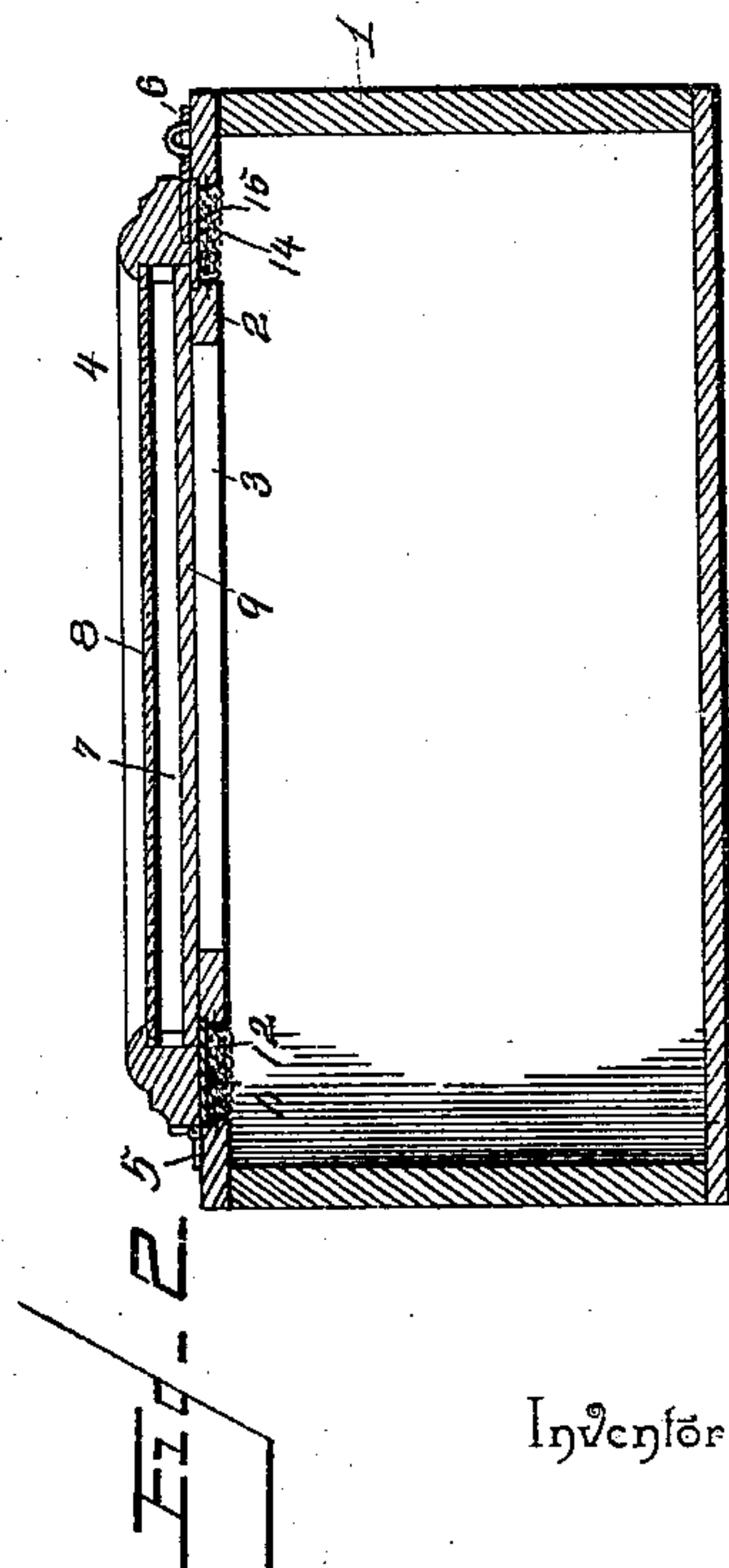
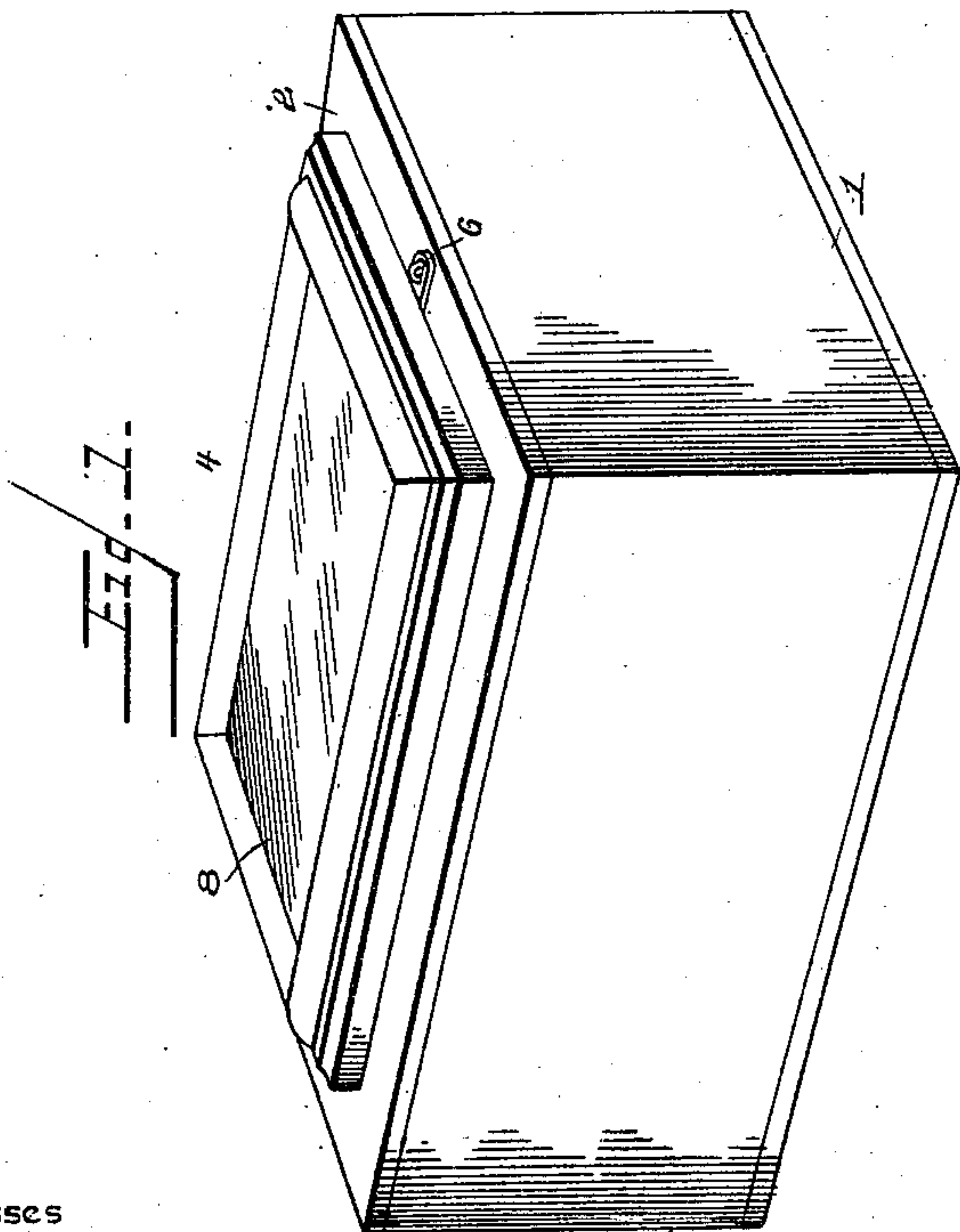
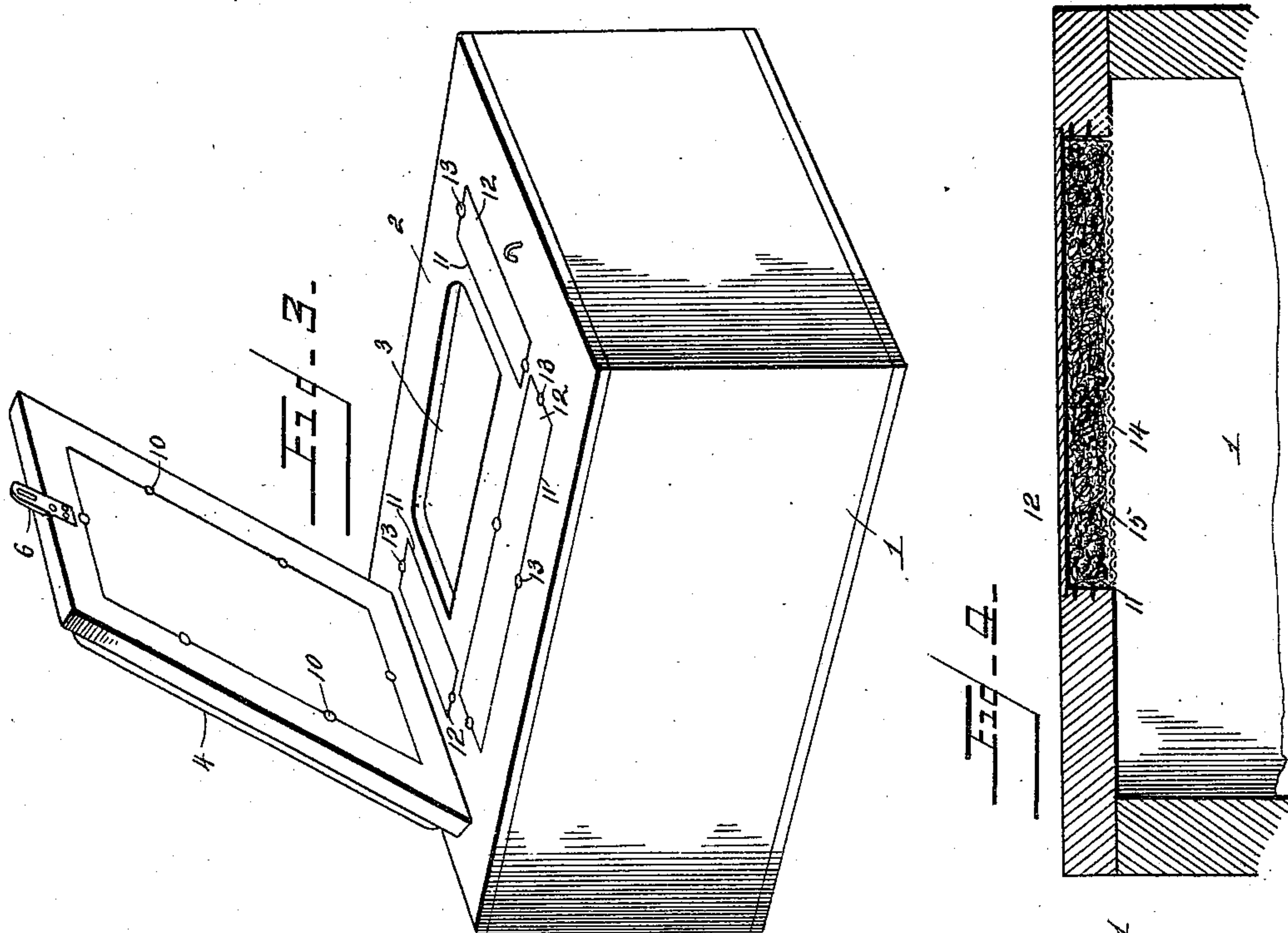


(No Model.)

O. D. ROYER.
CRACKER CONTAINING AND DISPLAY BOX.

No. 547,809.

Patented Oct. 15, 1895.



Witnesses
Thos W Riley

J. B. Owens

By *his* Attorneys.

Oscar D Royer

CA Snow & Co

UNITED STATES PATENT OFFICE.

OSCAR D. ROYER, OF HAMPTON, IOWA.

CRACKER CONTAINING AND DISPLAY BOX.

SPECIFICATION forming part of Letters Patent No. 547,809, dated October 15, 1895.

Application filed September 29, 1894. Serial No. 524,510. (No model.)

To all whom it may concern:

Be it known that I, OSCAR D. ROYER, a citizen of the United States, residing at Hampton, in the county of Franklin and State of Iowa, have invented a new and useful Cracker Containing and Display Box, of which the following is a specification.

This invention relates to a device primarily and principally adapted for containing crackers, and the main feature thereof is a construction whereby the crackers are kept moist and prevented from becoming dry, as ordinarily.

The invention also consists in various subordinate features of construction associated with this principal feature, all of which will be more fully described hereinafter, and finally embodied in the claims.

In the drawings, Figure 1 represents a perspective view of a cracker-box constructed after the manner of my invention; Fig. 2, a vertical section thereof, taken through the lid; Fig. 3, a perspective view showing the lid raised and disclosing the opening in the box for the passage of the user's hand in operating the box; Fig. 4, an enlarged section illustrating the devices for keeping the contents of the box moist.

1 indicates the box, which may be of any preferred construction or form, and which is provided with a top side 2, having an opening 3 therein. This opening occupies a small portion of the top side, as may be seen by reference to Fig. 3.

4 indicates the lid of the box, which is provided with hinges 5, whereby it is mounted upon the top side 2, so as to be capable of swinging thereon, and with a catch 6, by which it may be secured, all of which will be understood. Formed in the lid 4 and extending throughout the major portion thereof is the cavity 7, which is formed by the glass face 8 and removable back board 9. The face 8 is arranged on the outer side of the lid, while the board 9 is arranged flush with the lower side thereof and held in place by any suitable fastening devices, such as the nails or brads 10. The lid 4 is much larger in size than the opening 3, and this is so arranged in order to cover the moistening devices. These are preferably three in number, two smaller ones at each end of the opening 3 and a large one ex-

tending along one side thereof. Each consists of an opening 11, formed in the top side 2 and extending through the same. In the upper portions of these openings the metallic plates 12 are respectively secured by the nails or brads 13 or by any other suitable fastening devices. The plates 12 are arranged to lie flush with the upper face of the top side 2, as may be seen by reference to the drawings, thus permitting the lid 4 to lie snugly against the top side 2 and effectively close the opening 3.

Located in the lower ends of the openings 11 and securely closing the same are the sheets of wire-gauze 14, which are provided to retain the mineral wool 15 within the openings 11. One sheet of gauze is, of course, provided for each opening, and the mineral wool is divided into three batches, which are respectively distributed throughout the several openings.

In the practice of my invention the wool 15 is soaked with water, and the crackers which it is desired to keep moist are placed within the box 1, after which the lid 4 should be closed. The water absorbed by the wool will operate to prevent the drying of the crackers and will keep them moist and fresh. The lid is used, in addition to closing the opening 3, to display the nature of the crackers contained in the box. This is done by removing the back board 9 and placing the goods within the cavity 7, whereupon the back board should be replaced, thus confining the crackers within the cavity. It will be seen that by these means the crackers are advantageously displayed to the ornament of the store and to the convenience of the merchant, since an array of these boxes will present a neat and attractive appearance and since the merchant can see at a glance the nature of the crackers contained. While my invention is primarily and particularly adapted for use in connection with crackers, it will be understood that its use is not so limited, as it could be made to hold various kinds of cakes and bread with perhaps equal facility.

Changes in the form, proportion, and the minor details of construction may be resorted to without departing from the principle or sacrificing any of the advantages of this invention.

Having described my invention, I claim—

1. A display box for crackers and similar articles, having an opening in its top side by means of which access is had to the interior 5 of the box, and having long narrow openings bordering upon the edges of the main opening and within convenient reach of the same from within the box, wire gauze closing the bottom sides of the narrow openings and flush with 10 the inner, or lower, side of the box top, absorbent material placed upon the said wire gauze, imperforate plates closing the upper sides of the narrow openings and flush with the outer side of the box top, and a display 15 cover adapted to extend over the main opening and close the said narrow openings, substantially as set forth.

2. A box for crackers and cakes having a main opening in its top side and a series of 20 long narrow openings bordering upon the edges of the said main opening, and provided

with absorbent material which is readily accessible from within the box through the said main opening, wire gauze closing the lower sides of the narrow openings and flush with 25 the inner side of the box top, imperforate metal plates closing the upper side of the said narrow openings and coming flush with the outer side of the box top, and a display cover 30 hinged to the box top to close the main opening, and having its frame constructed to extend over and bear upon the metal plates closing the said narrow openings, substantially as set forth.

In testimony that I claim the foregoing as 35 my own I have hereto affixed my signature in the presence of two witnesses.

OSCAR D. ROYER.

Witnesses:

A. J. SILVIUS,
W. B. LUKE.