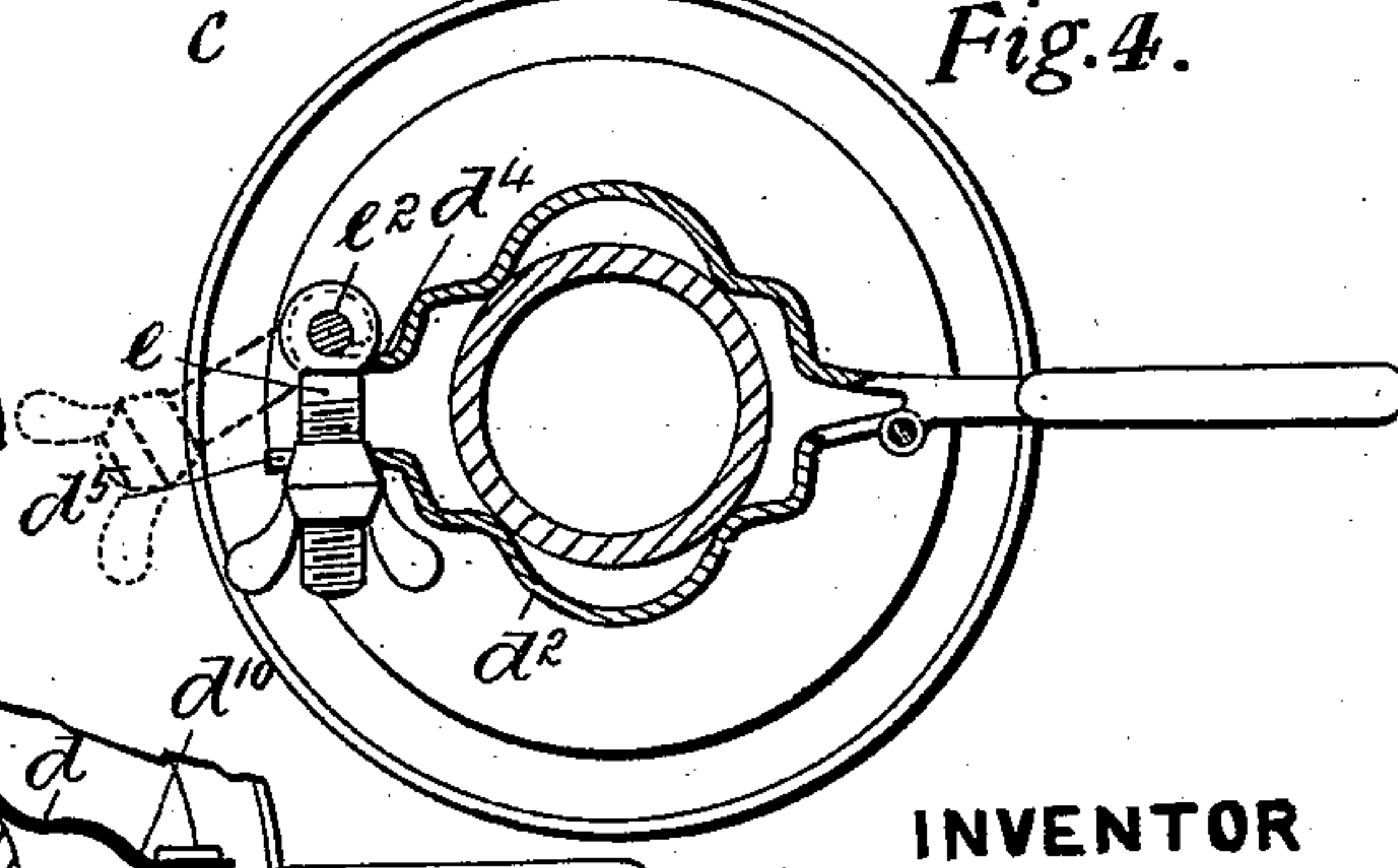
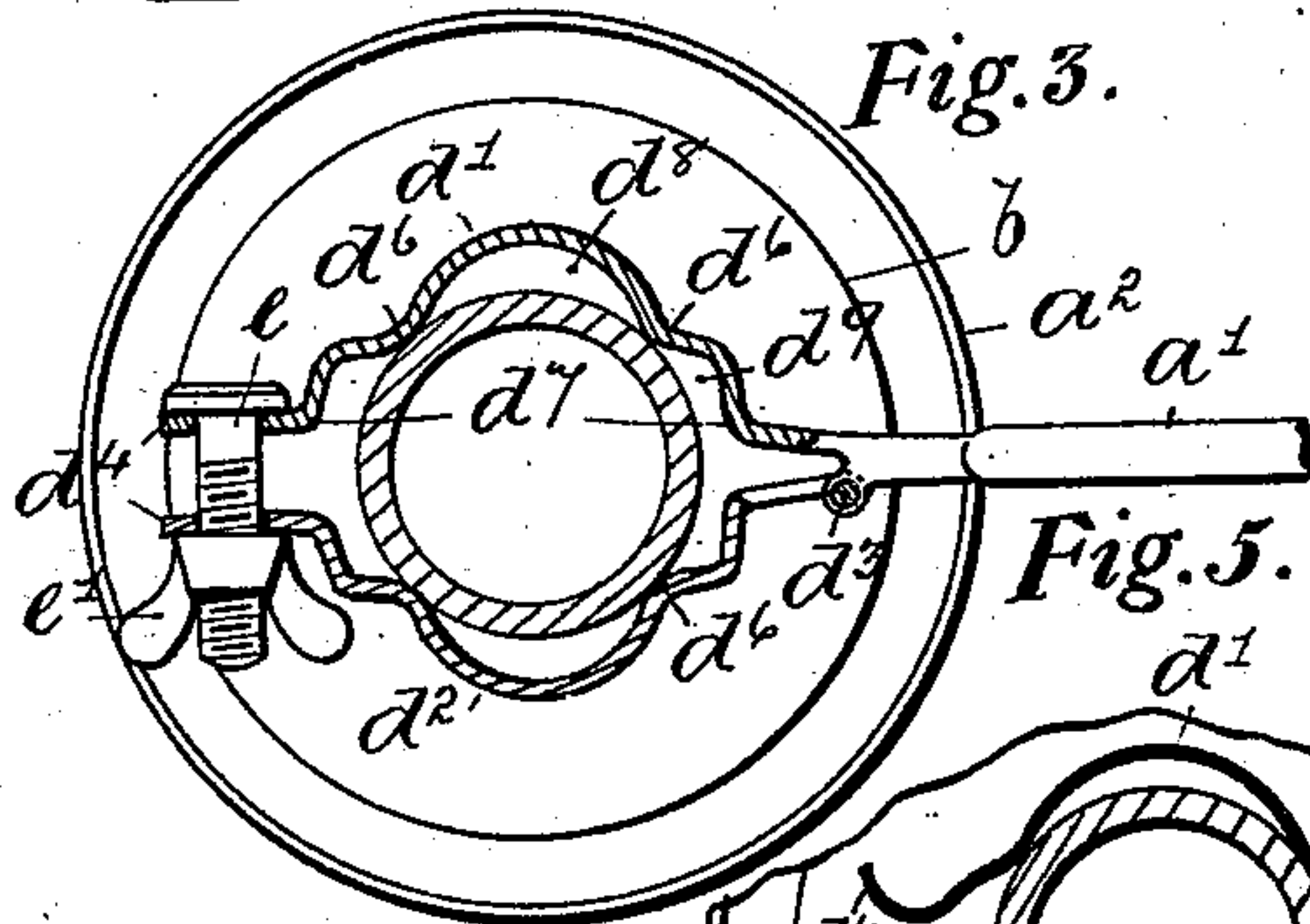
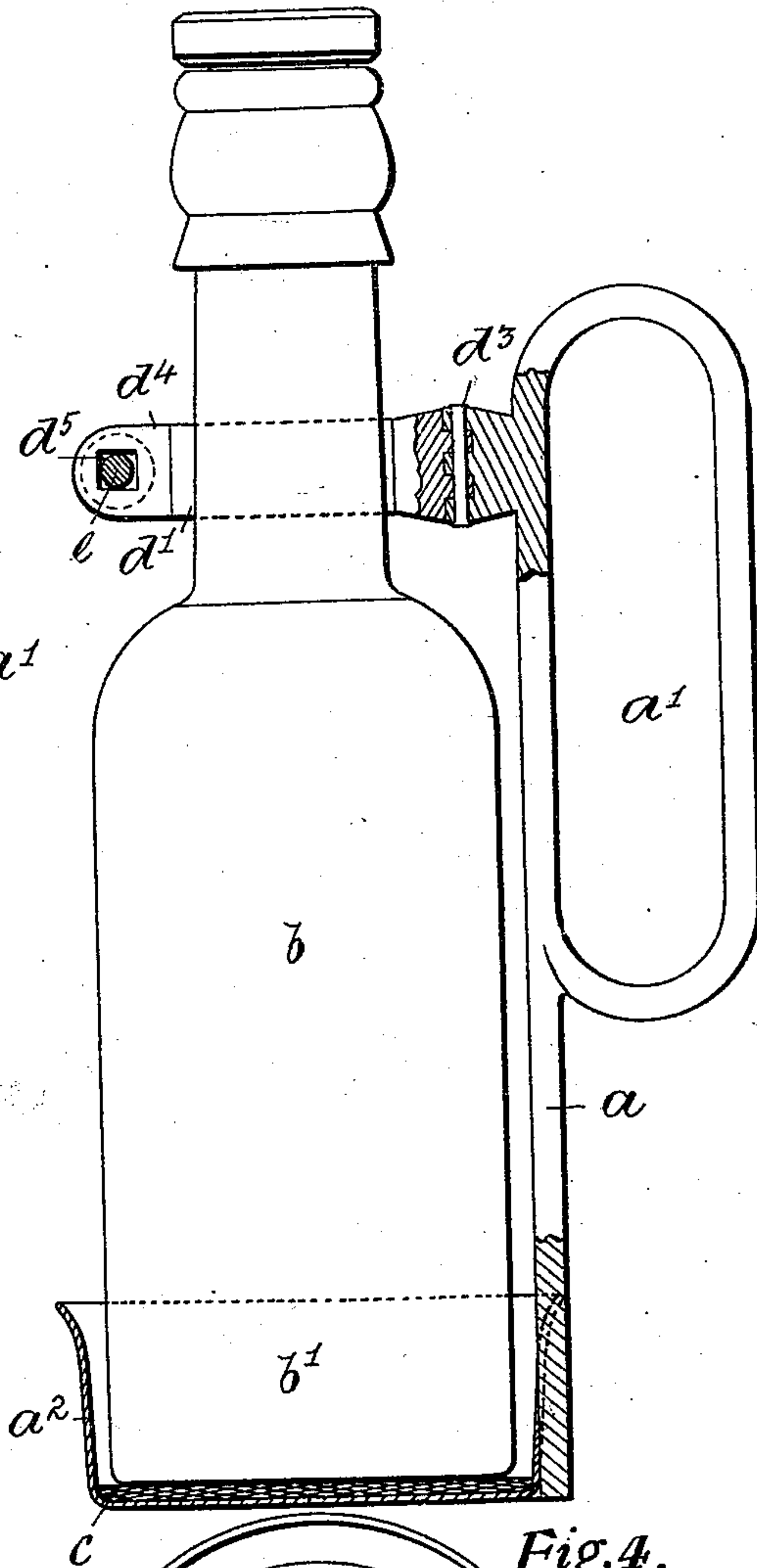
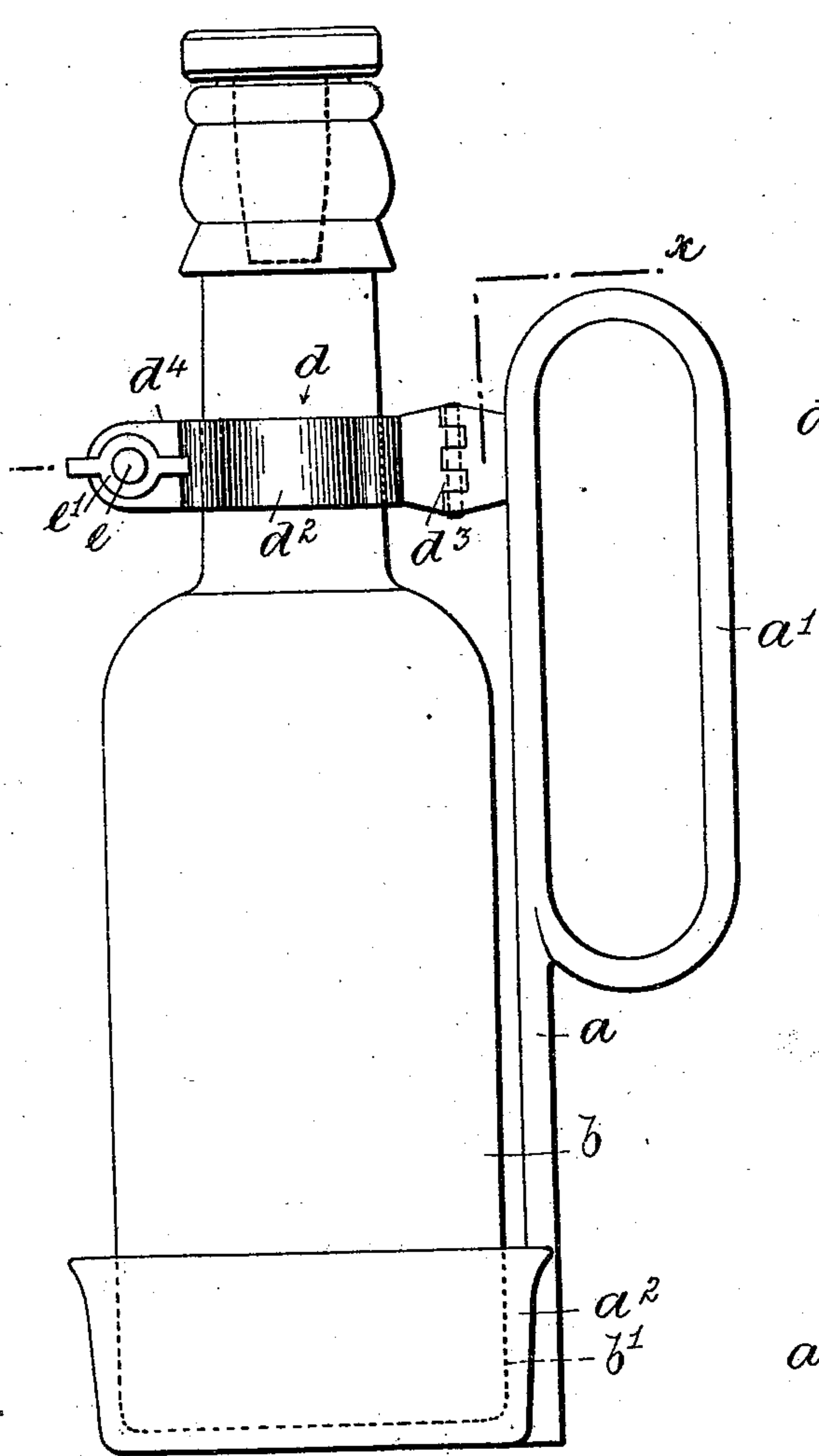


(No Model.)

W. H. COURTENAY.
BOTTLE HOLDER.

No. 547,713.
Fig. 1.

Patented Oct. 8, 1895.
Fig. 2.



WITNESSES

Henry K. Ketch
Arthur T. Sadler

INVENTOR

William H. Norton

UNITED STATES PATENT OFFICE.

WILLIAM HOVENDON COURTENAY, OF WORCESTER, ENGLAND.

BOTTLE-HOLDER.

SPECIFICATION forming part of Letters Patent No. 547,713, dated October 8, 1895.

Application filed February 27, 1895. Serial No. 539,868. (No model.) Patented in England April 23, 1894, No. 7,996.

To all whom it may concern:

Be it known that I, WILLIAM HOVENDON COURTENAY, sauce-manufacturer, a subject of the Queen of Great Britain, residing at Bowling Green Terrace, in the city of Worcester, England, have invented a certain new and useful Holder for Bottles; and I do hereby declare the following to be a full, clear, and exact description of the invention, reference being had to the accompanying drawings, which form part of this specification, and for which invention I have obtained Letters Patent of Great Britain and Ireland and the Isle of Man, dated the 23d day of April, 1894, No. 7,996.

This invention relates to holders or carriers for condiment-bottles generally, and has particular reference to bottles for containing Worcestershire sauce, Anchovy sauce, and the like, which generally require to be shaken before being used; and my said invention has for one of its objects an improved grip for holding the bottle firmly in the carrier or cruet, and for another object a drip-interceptor.

According to my invention the apparatus consists, essentially, of a back stay having a handle or holder part, a cupped or dished bottom, and an upper grip part, which embraces and firmly clips the neck of a bottle above the shoulder at separated and opposite points, whereby the same is made to accommodate itself to any-sized bottle-neck within certain limits and to exert a nipping or firm grip thereon.

Figure 1 of the accompanying drawings represents in side elevation a sauce-bottle with the holder or carrier cruet provided with a grip and drip-interceptor constructed according to my improvements. Fig. 2 represents a like holder, with parts of the same in section. Fig. 3 represents a horizontal section of Fig. 1 upon the dotted lines x . Fig. 4 represents a like view as Fig. 3, but provided with a modified means of drawing the sections of the clip or collar around the bottle-neck. Fig. 5 represents a modified form of grip.

In Figs. 1 to 4 the appliance consists of an upright frame or back stay a , provided with

a handle a' and with the lower part fitted with a cupped bottom drip-interceptor or rest a^2 , wherein the bottom b' of the bottle b rests, either upon the plain inside of the same or upon an absorbent felt pad c , placed therein. The upper portion of the frame or stay carries a collar clip or grip d , consisting of part band members d' d^2 , transversely corrugated or crinkled, so as to form separated grip-contacts d^6 and also clearances d^8 d^9 for liquid to drip through and down the sides of the bottle. The inner end of the band or strap d^2 is jointed at d^3 to the upper part of the stay, while the outer and free ends d^4 of both halves of the clip are pierced at d^5 and wherethrough a headed screw-pin e , having a fly-nut e' , taking upon one end of it, passes. If necessary, both of the straps or halves of the clip may be hinged, instead of one being fixed, and in Fig. 4 one end of the screw-pin e is jointed at e^2 to the free end d^4 of the strap d' , while the free end d^4 of the strap d^2 is slotted or gapped at d^5 , wherethrough the pin laterally passes and wherein the inner side of the fly-nut engages. If necessary, the grips may be in double pairs d^6 d^7 upon each half of the clip, so as to be made to embrace a larger neck of a bottle without employing another-sized holder.

In Fig. 5 the collar-clip d is made in the form of spring side straps d' d^2 , each having a free spring termination d^4 and being provided with double contacts d^6 . The fixed ends d^{10} are secured in any suitable manner to the handle a' .

Having fully described my invention, what I desire to claim and secure by Letters Patent is—

1. In condiment-bottle holders or carrier cruets, the combination with a supporting or carrying frame a , a' of jointed or unjointed clip straps d' , d^2 , having separated gripping contacts d^6 , d^7 , with clearances d^8 , d^9 , substantially as and for the purpose as described and set forth.

2. In condiment bottle holders or carrier cruets, the combination with a supporting or carrying frame a having a handle a' , of hinged

or partly hinged and corrugated or undulatory clipstraps d' , d^2 , secured together at their outer ends by clamping screw e , and nut e' , substantially as and for the purpose as described and set forth.

5 3. In condiment-bottle holders or carrier cruets, the combination with a back stay a and handle a' , of a drip interceptor or cupped bottom a^2 , having an absorbent felt pad or

lining c , substantially as and for the purpose as described and set forth.

In testimony that I claim the foregoing I have hereunto set my hand this 5th day of February, 1895.

WILLIAM HOVENDON COURTENAY.

Witnesses:

HENRY SKERRETT,
ARTHUR T. SADLER.