

(No Model.)

I. G. PLATT.
BUTTON.

No. 546,431.

Patented Sept. 17, 1895.

Fig. 1.

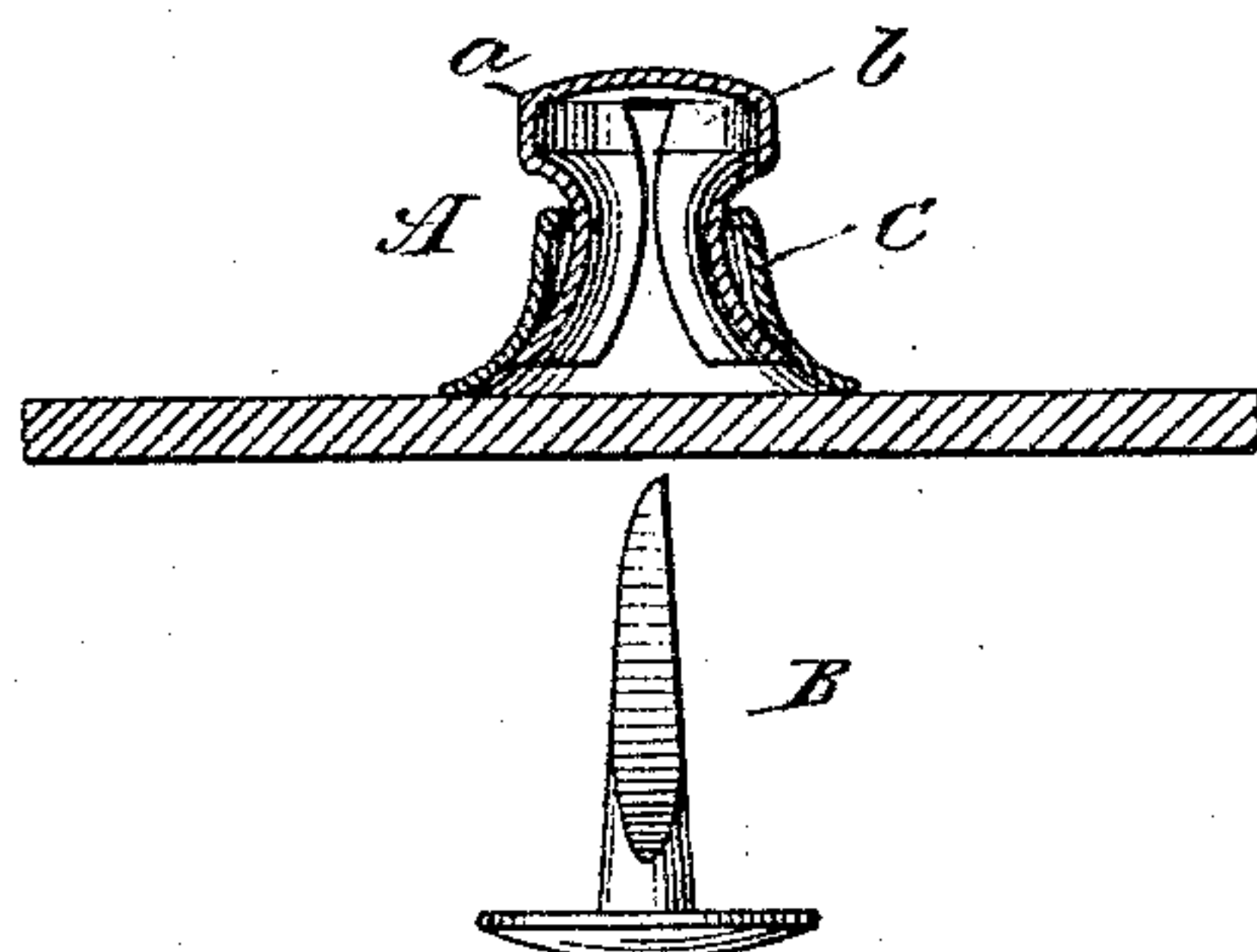


Fig. 2.

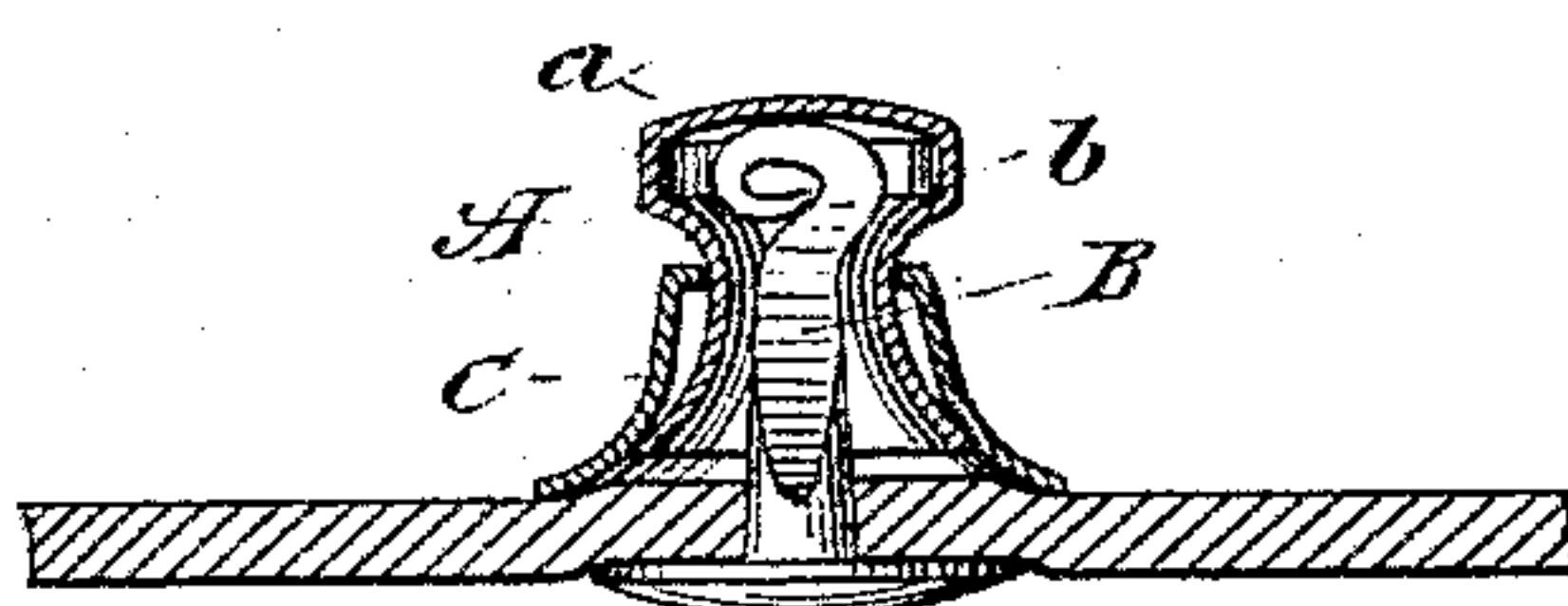


Fig. 3.

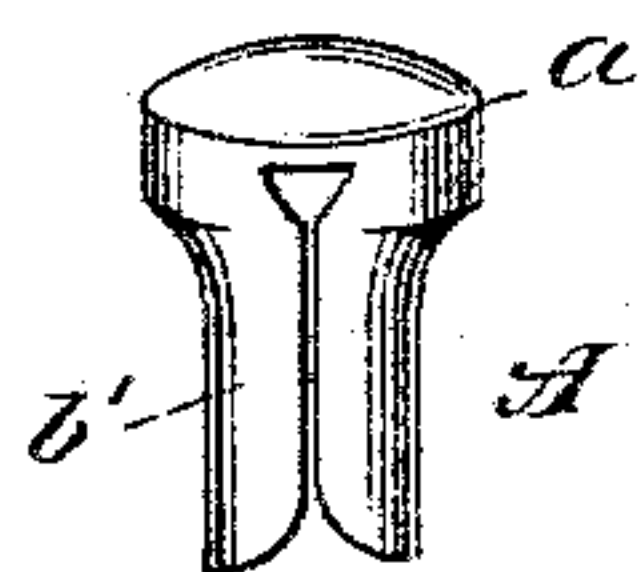
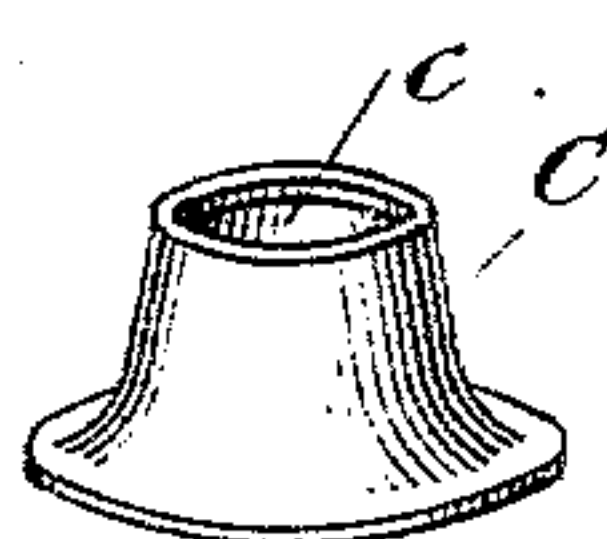


Fig. 4.



WITNESSES:

William Gaelbel.
F. S. Kennedy.

INVENTOR

Irring G. Platt

BY

George C. Platt

ATTORNEY.

UNITED STATES PATENT OFFICE.

IRVING G. PLATT, OF WATERBURY, CONNECTICUT.

BUTTON.

SPECIFICATION forming part of Letters Patent No. 546,431, dated September 17, 1895.

Application filed March 26, 1895. Serial No. 543,099. (No model.)

To all whom it may concern:

Be it known that I, IRVING G. PLATT, a citizen of the United States, and a resident of Waterbury, in the county of New Haven and State of Connecticut, have invented certain new and useful Improvements in Buttons, of which the following is a specification.

My invention relates to an improvement in buttons, the object of the same being to provide a device of this character which shall be simple and cheap to manufacture, easily, readily, and permanently attached to cloth, leather, or other material, and which may be used for glove-fasteners or in lieu of the ordinary tack or rivet buttons now in common use.

With these and other ends in view, my invention consists of certain novel features of construction, as will be hereinafter fully described and pointed out in the claims.

In the accompanying drawings, Figure 1 is a sectional view of my improved button or stud before attachment. Fig. 2 is a similar view thereof after attachment. Figs. 3 and 4 are views in elevation of the several parts.

Referring to the drawings, A represents what I term a "die" or "anchor," preferably struck up from a single piece of metal, and in the form shown—that is, with an enlarged closed head *a* forming an interior chamber *b* for the reception of the overturned or upset end of a metal tack or fastener B. The die or anchor is constructed with a neck *b'*, the sides of which are preferably dish or curved, as shown, and, when necessary, split from the bottom edge to or within a short distance of the head *a*.

C represents a foot or spacer, or what practically amounts to the shank of the button, and is preferably bell-shaped, as shown, the narrow or smaller end having an opening *c* therein, through which the neck *b'* of the die or anchor passes and in which said neck is

tightly fitted. When the die and spacer have been joined or combined, the lower end of the neck is bent or flared outwardly until the extreme edge thereof presses or is fitted tightly against the inner curved sides of the spacer or foot C, thereby securing and permanently locking the two parts together, as shown in Fig. 2 of the drawings.

In securing this button or stud to fabric or other material a metal tack or fastener is made use of, which is forced up through the material. The point or piercing end thereof passing up through the neck of the die and striking against the head thereof is upset or overturned, such enlarged or upset point preventing any subsequent separation of the several parts.

Having fully described my invention, what I claim as new, and desire to secure by Letters Patent, is—

1. A button or stud consisting of a die or anchor, having an enlarged closed head and a contracted neck, and a foot or shank, the upper end of which fits around said neck and in which shank said neck is locked, substantially as described.

2. A button or stud consisting of a die or anchor, having an enlarged closed head, and a split neck, and a bell shaped foot or shank fitting around said neck below the head, and in which shank said neck is fitted, the lower end of the latter being spread or flared outwardly against the sides of said foot, substantially as described.

Signed at Waterbury, in the county of New Haven and State of Connecticut, this 14th day of March, A. D. 1895.

IRVING G. PLATT.

Witnesses:

JAY H. HART,

LEWIS A. PLATT.