

(No Model.)

A. J. BECK.
LAMP CHIMNEY HOLDER.

No. 546,411.

Patented Sept. 17, 1895.

Fig. 1.

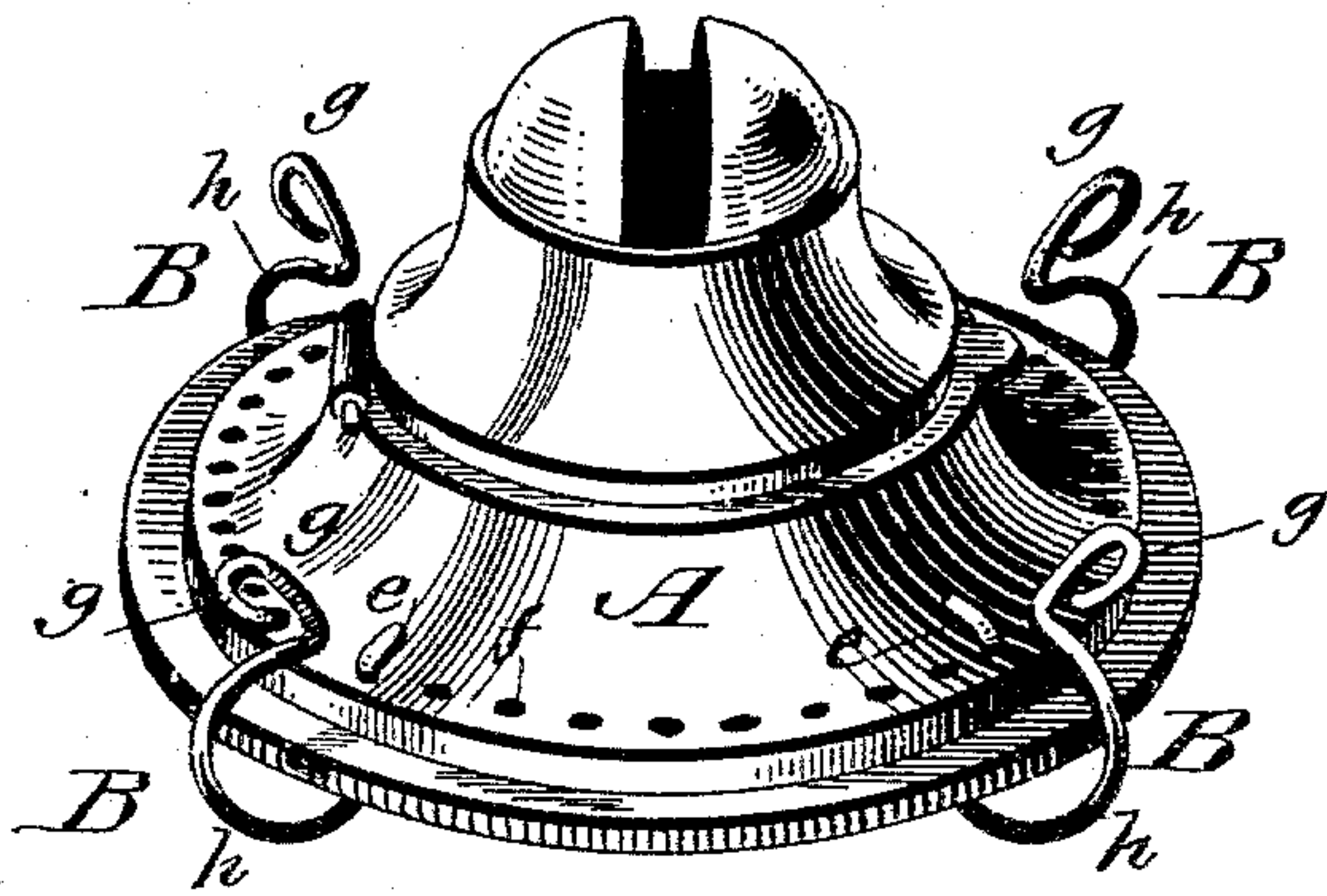
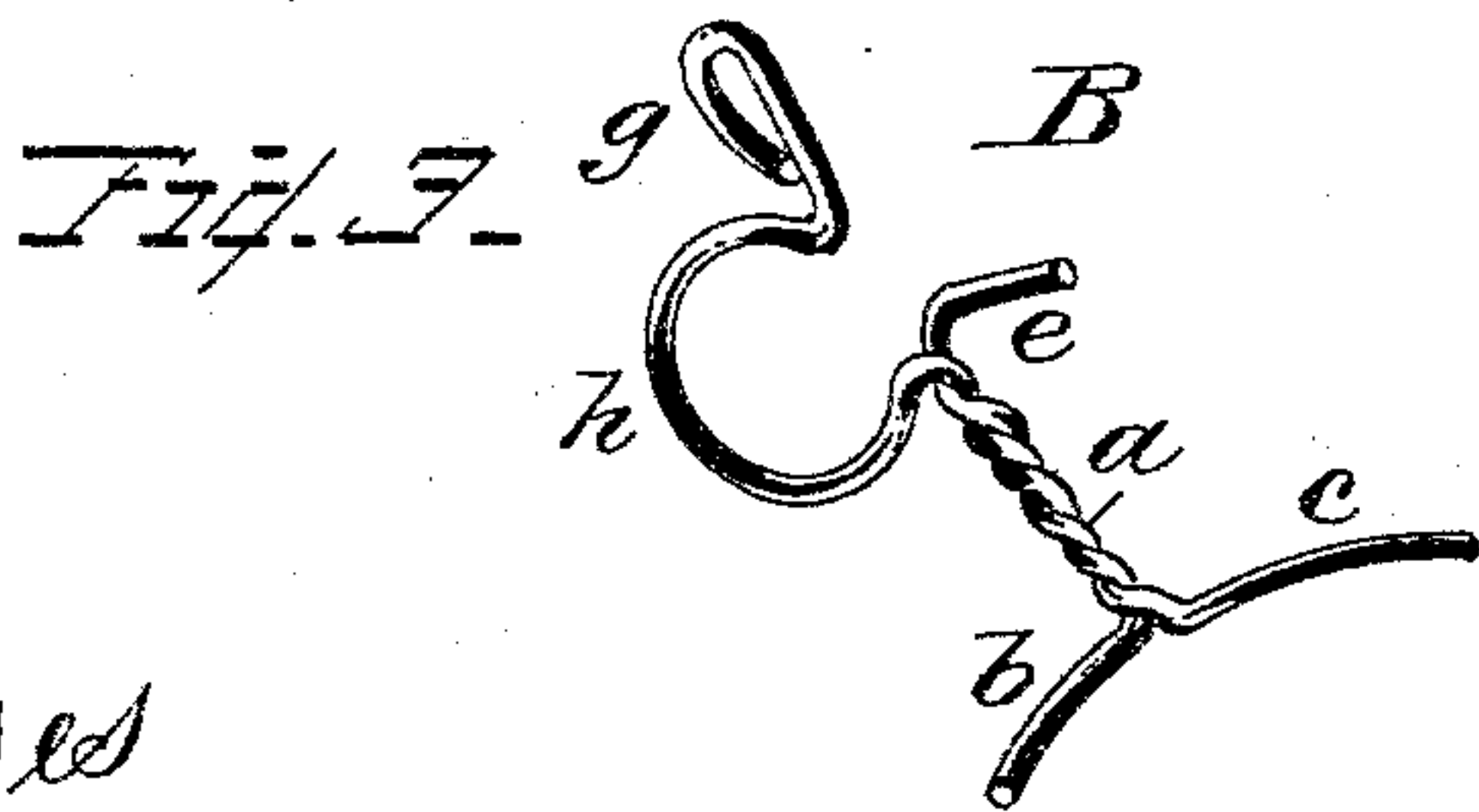
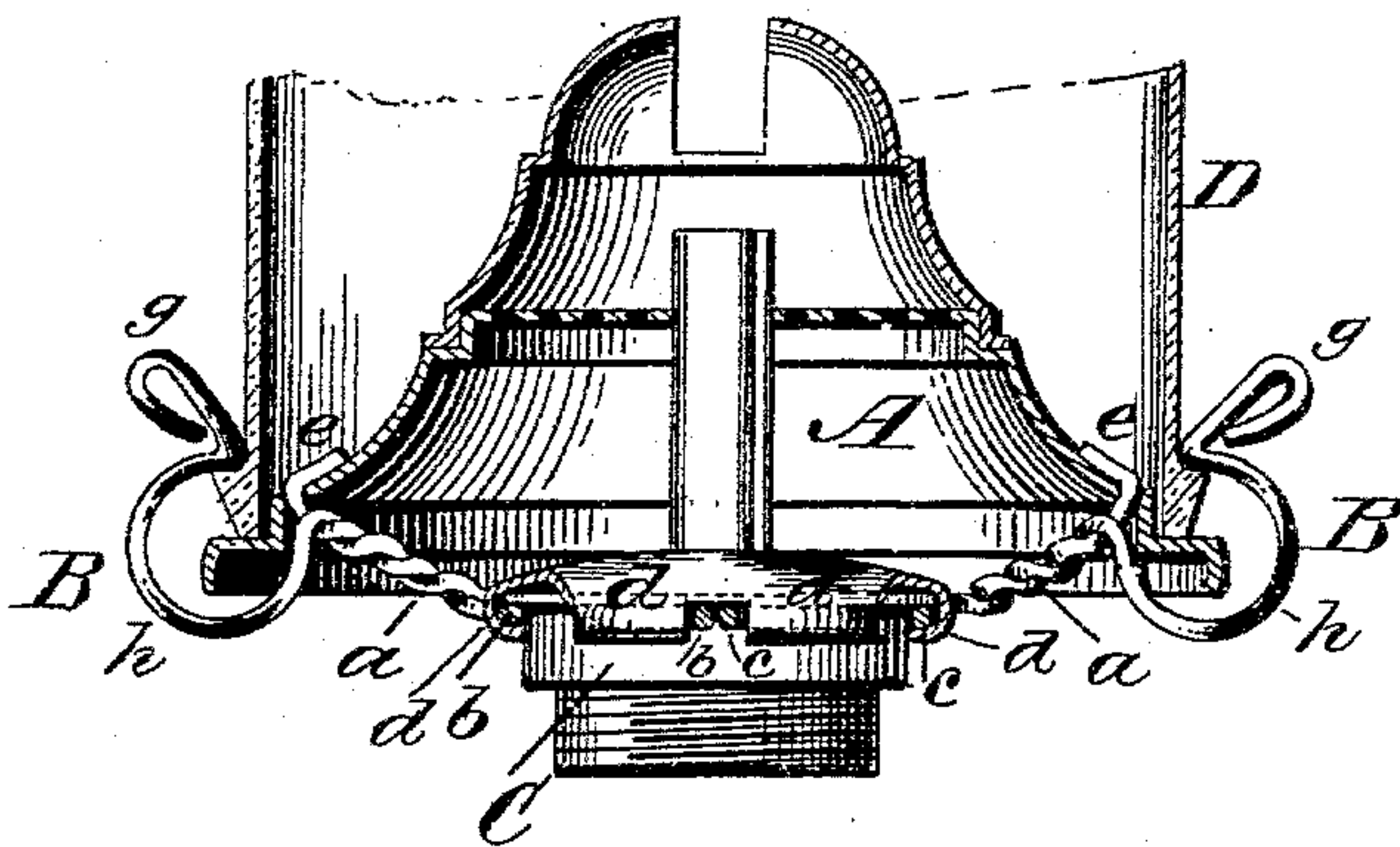


Fig. 2.



Witnesses
J. Williamson,
Wm. Gordon.

Inventor
Ambrose J. Beck.
per Cha. N. Fowler
Attorney.

UNITED STATES PATENT OFFICE.

AMBROSE JOSIAH BECK, OF RENOVO, PENNSYLVANIA.

LAMP-CHIMNEY HOLDER.

SPECIFICATION forming part of Letters Patent No. 546,411, dated September 17, 1895.

Application filed July 1, 1895. Serial No. 554,595. (No model.)

To all whom it may concern:

Be it known that I, AMBROSE JOSIAH BECK, a citizen of the United States, residing at Renovo, in the county of Clinton and State of Pennsylvania, have invented certain new and useful Improvements in Lamp-Chimney Holders; and I do hereby declare that the following is a full, clear, and exact description of the same, reference being had to the annexed drawings, making a part of this specification, and to the letters of reference marked thereon.

The present invention has for its object to provide a simple and effective device that will securely hold lamp-chimneys in place over the burner, that will be inexpensive in manufacture, and that may be conveniently secured to the burner with comparatively little trouble.

The above-named objects I attain by a holder constructed substantially as shown in the drawings and hereinafter described and claimed.

Figure 1 of the drawings is a perspective view of a lamp-burner with my improved holders connected thereto; Fig. 2, a vertical section through the burner and lamp-chimney, showing the relative position of the holders thereto; Fig. 3, a detail perspective view, on an enlarged scale, of one of the holders constructed in accordance with my invention.

In the accompanying drawings, A represents a lamp-burner of any of the usual forms, and B my improved chimney-holder connected thereto in a manner hereinafter described. The holder is made from suitable spring-wire of the required thickness, two separate pieces of wire being used of the desired length, which are twisted together to form a shank *a* of the required thickness and strength. At the lower end of this twisted shank the wires extend laterally in opposite directions to form arms *b c*, respectively, said arms being curved slightly to conform to the neck C of the burner, and thereby fit close up against the same. Sheet-metal tongues *d* are bent over the arms *b c*, which will securely hold them in place around and against the neck C. Any other suitable means may be employed for connecting the holder to the burner or neck thereof as would

be found most practical. One of the wires of the twisted shank *a* at its upper end terminates in a fastening-spur *e*, which extends up through one of the perforations *f* in the rim of the burner, thus securely retaining the holder in place and preventing any lateral movement thereof. The twisted shank *a*, the laterally-extending arms *b c*, and the fastening-spur *e* form together a very perfect and simple means of attaching the holder to the lamp-burner and at the same time securing the greatest amount of strength through the medium of the twisted shank. One of the wires, as previously stated, terminates in the spur *e*, while the other wire of the shank is bent to form a curved spring-clamp *h*, the end of the wire terminating in a thumb-piece *g* by bending the extremity of the wire upon itself or in the form of a loop, as shown. The spring-clamp *h* catches over the flange or shoulder upon the lamp-chimney D and holds the chimney securely in place over the burner, and by pulling on the thumb-piece the clamp will release itself and enable the chimney to be removed. A very neat, strong, durable, and effective holder is provided that is capable of being manufactured at a greatly-reduced cost and may be applied to the burner with comparatively little trouble. In place of the arms *b c* and the spur *e* any suitable and well-known means may be provided upon the holder for conveniently attaching it to the burner, and instead of the thumb-piece *g* being bent, as shown, the bend in the wire may be dispensed with, such changes coming within the spirit of my invention.

Having now fully described my invention, what I claim as new, and desire to secure by Letters Patent, is—

A lamp chimney holder constructed of wire and consisting of a shank having at its lower or inner end laterally extending arms and at its upper or outer end a spur and a curved spring clamp terminating in a thumb-piece, substantially as and for the purpose set forth.

In testimony that I claim the above I have hereunto subscribed my name in the presence of two witnesses.

AMBROSE JOSIAH BECK.

Witnesses:

N. P. JOHNSON,
P. J. ANDERSON.