

(No Model.)

E. DONNELLY.
HOOK AND EYE.

No. 544,971.

Patented Aug. 20, 1895.

Fig 1



Fig 2

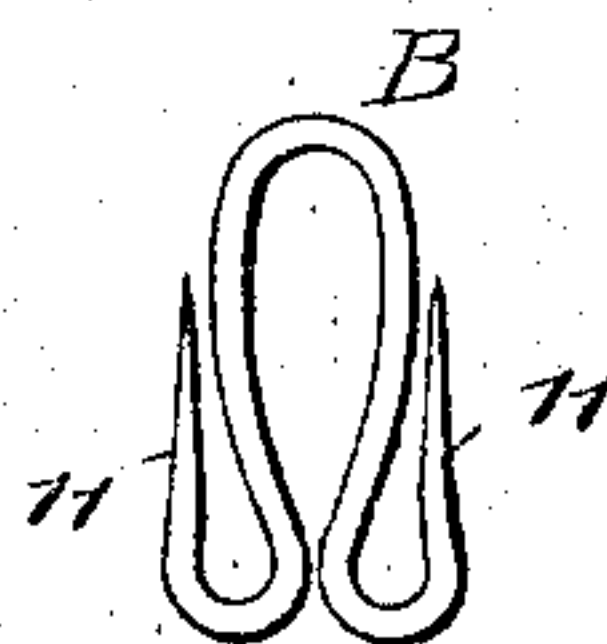


Fig 3

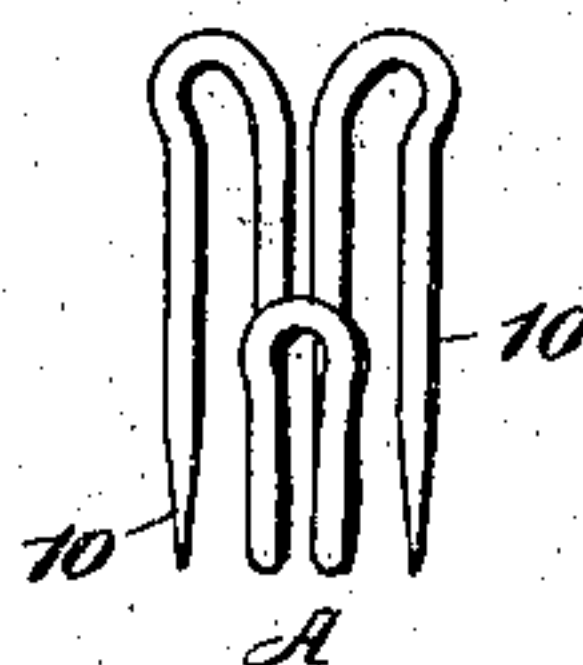
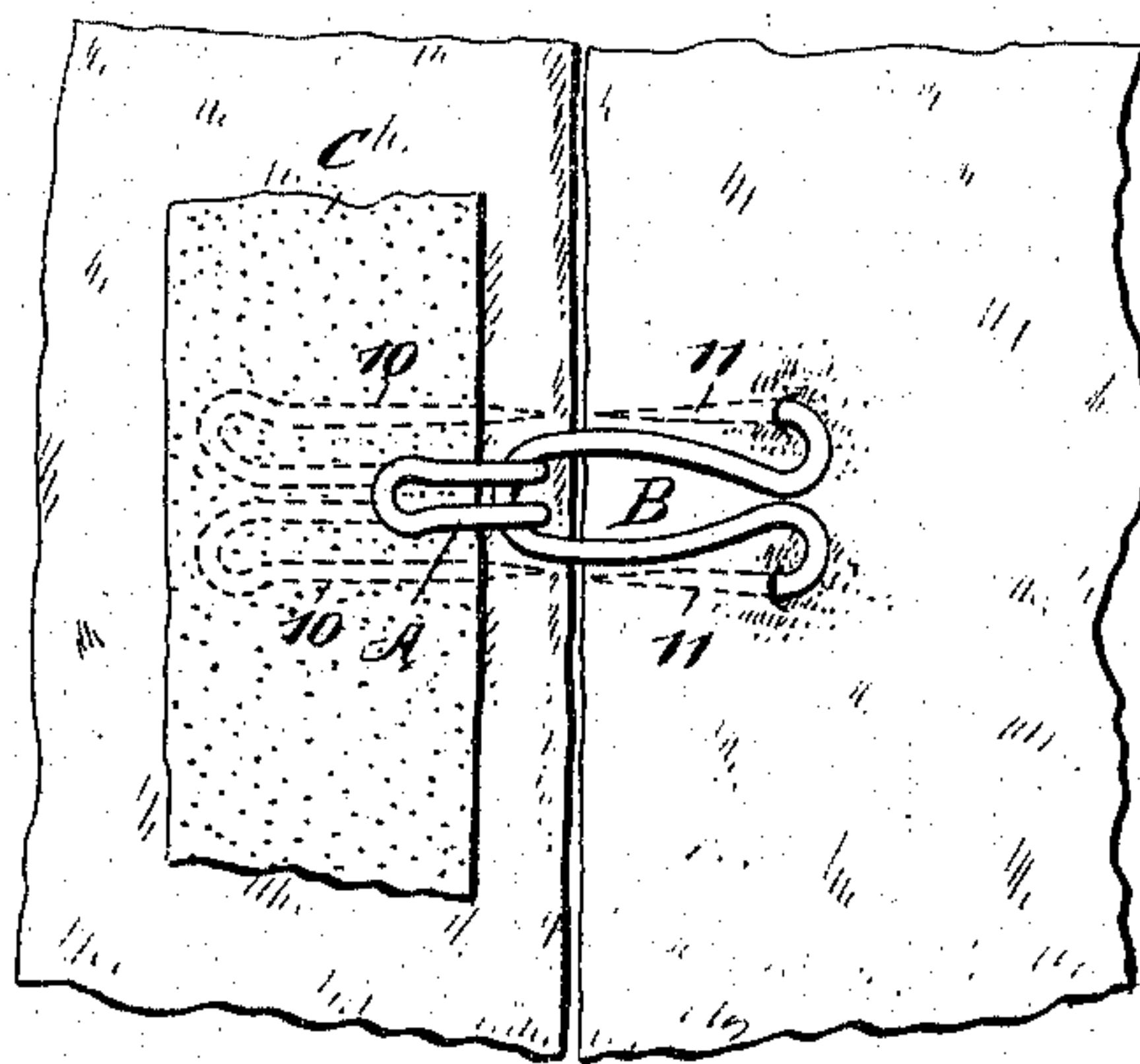


Fig 4



Fig 5



WITNESSES:

H. Walker
Geo. A. Kier

INVENTOR

Ellen Donnelly

BY

Wm. H. S.
ATTORNEYS.

UNITED STATES PATENT OFFICE.

ELLEN DONNELLY, OF HEMPSTEAD, NEW YORK.

HOOK AND EYE.

SPECIFICATION forming part of Letters Patent No. 544,971, dated August 20, 1895.

Application filed November 13, 1894. Serial No. 528,608. (No model.)

To all whom it may concern:

Be it known that I, ELLEN DONNELLY, of Hempstead, in the county of Queens and State of New York, have invented a new and useful Improvement in Hooks and Eyes, of which the following is a full, clear, and exact description.

My invention relates to an improvement in hooks and eyes, and it has for its object to provide such devices with shanks, whereby they may be attached to an article of dress or other article without the use of thread or equivalent fastening devices, and another object of the invention is to so construct a hook and eye that when attached to a given article the more tension that may be exerted upon said hooks and eyes when they are connected the more firmly will they be held in place, and whereby, further, the attaching medium of the hook and eye may be conveniently covered up by facing, and the hook or eye may be employed to connect the facing with the goods to which the facing is to be applied.

The invention consists in the novel construction and combination of these several parts, as will be hereinafter fully set forth, and pointed out in the claim.

Reference is to be had to the accompanying drawings, forming a part of this specification, in which similar figures and letters of reference indicate corresponding parts in all the views.

Figure 1 is a perspective view of the improved hook. Fig. 2 is a plan view of the improved eye. Fig. 3 is a plan view of the improved hook. Fig. 4 is a section through the hook and eye connected and the goods to which they are to be applied and likewise a section through the material to which the hook and eye are attached, and Fig. 5 is a side elevation of the hook and eye connected and the material to which they are applied.

In carrying out the invention both the hook A and the eye B are provided with a twin shank, as is customary, but the members 10 of the shank of the hook are bent outwardly upon themselves and carried in direction of the hook proper, one at each side of the shank, and the extremities of the members so bent are sharpened, forming virtually a pin at each side of the shank of the hook extending

a predetermined distance to or beyond the hook proper, while the shank of the eye B is bent in like manner, its members 11 being carried in direction of the outer extremity of the eye, and sharpened at their extremities, forming a pin at each side of the eye. In the application of the said hook and eye the pins 10 and 11 are entered into the material, as shown in Figs. 4 and 5, and carried in direction of the margin thereof, adjacent to which the eye or the hook is to be located. Consequently when the hook is engaged with the eye and tension is applied to the two in opposite directions the said tension will but serve to hold the said hook or eye the more firmly in place, since the tension will be applied in the direction in which the attachment is made. Furthermore, either the hook or the eye may be employed through the medium of the pin sections of its shank to firmly attach a facing C to the goods; as shown in Figs. 4 and 5 also, the pins being carried into the facing as well as into the material proper. The facing is then carried, for example, over the shank of the hook and under the head member of the hook, whereupon the facing is sewed to place and a neat and strong finish will be the result.

This hook and eye is not only expeditiously and conveniently applied, but it is also economic in construction; and furthermore, when it is applied to a garment it will hold under the most severe conditions much stronger than under the old form of hook and eye.

Having thus described my invention, I claim as new and desire to secure by Letters Patent—

The combination of a garment, a facing strip, a hook or eye having pin extensions passed through one edge of the facing strip and the said garment, whereby the two are connected together, the said facing strip being carried over the shank of the hook or eye and having its free edge stitched down to the garment over the same, substantially as set forth.

ELLEN DONNELLY.

Witnesses:

SAMUEL S. SEABURY,
CHARLES W. LOCKWOOD.