

(No Model.)

R. E. RUPPRECHT.
MATCH BOX APPLIANCE.

No. 544,691.

Patented Aug. 20, 1895.

Fig. 1.

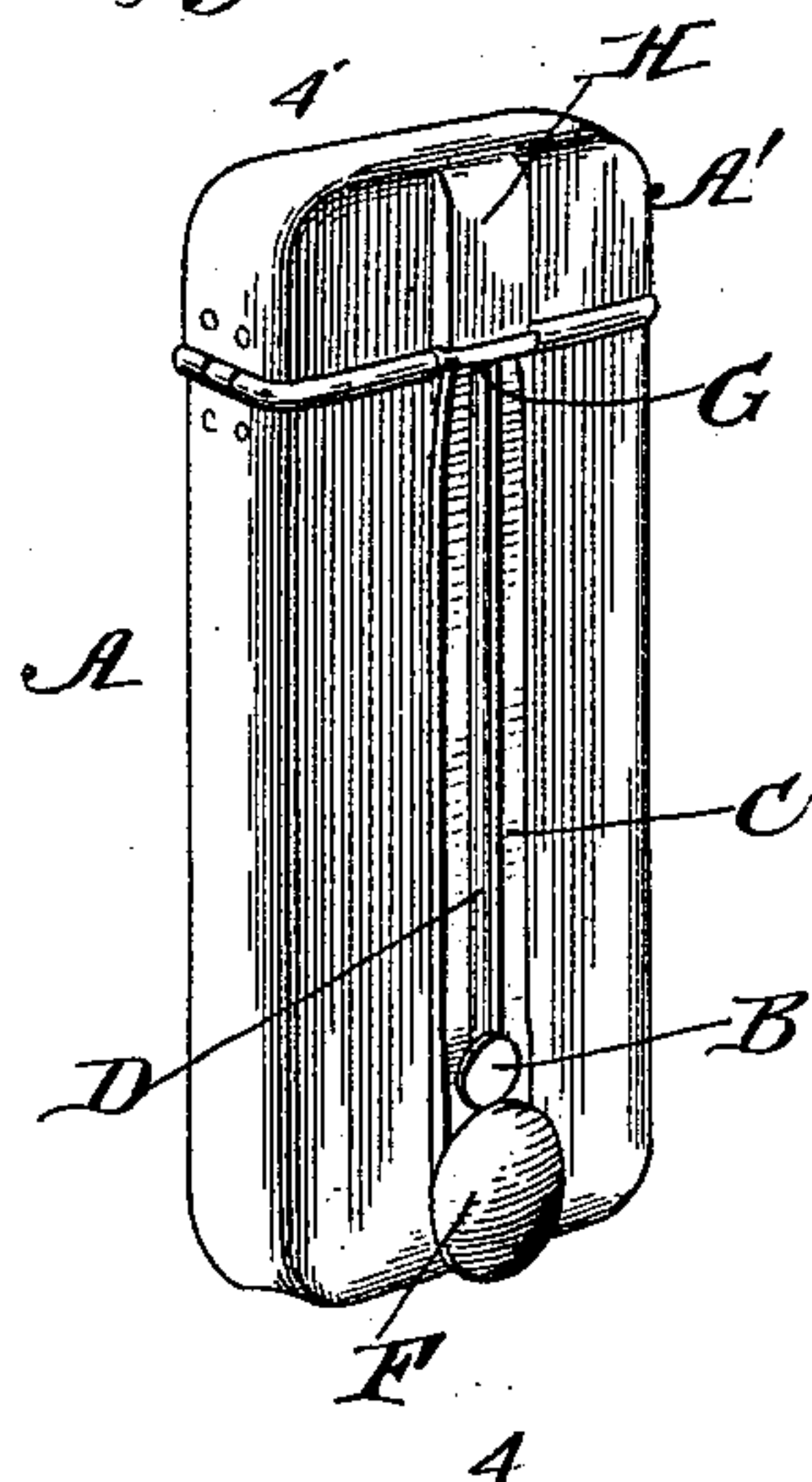


Fig. 2.

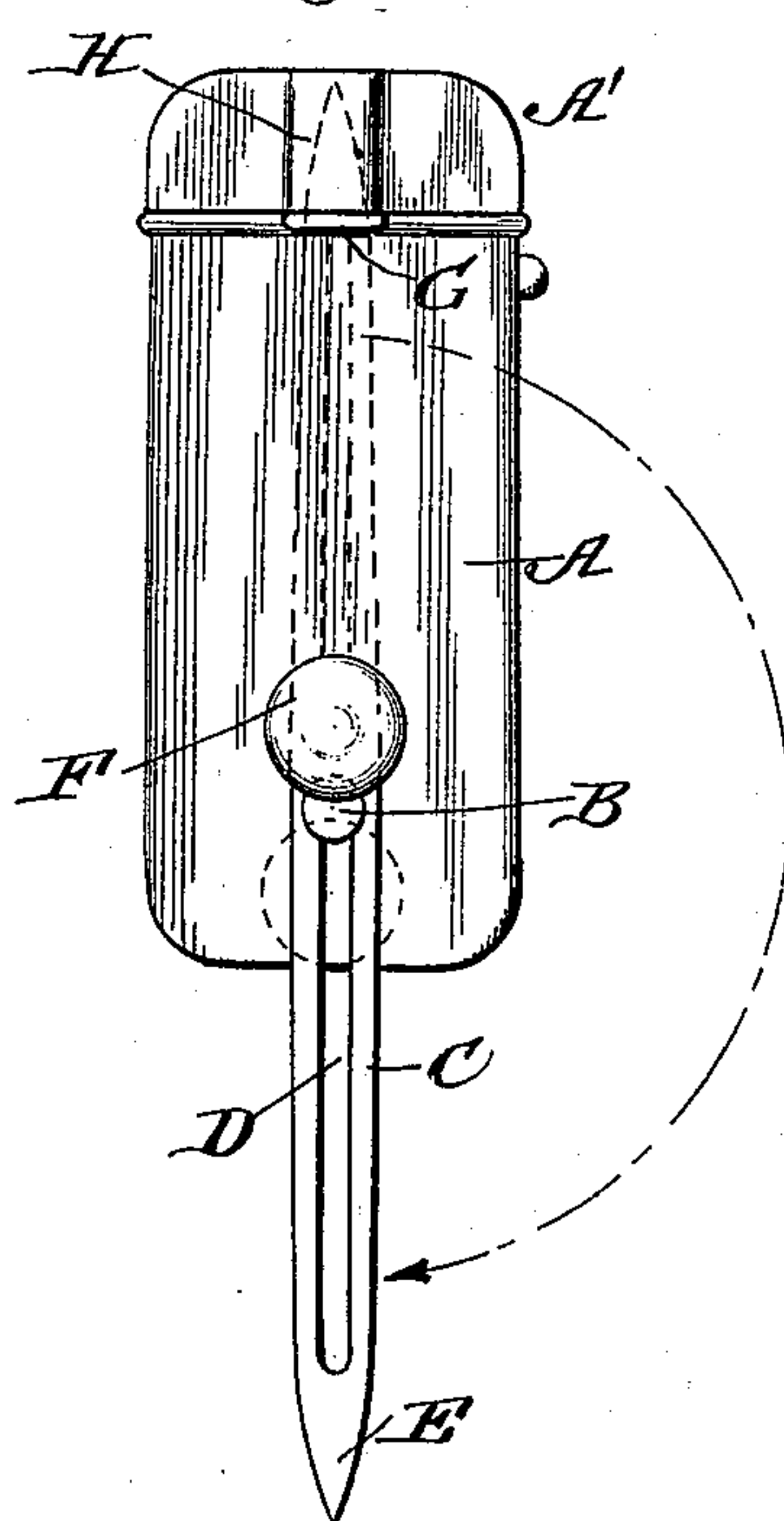


Fig. 3.

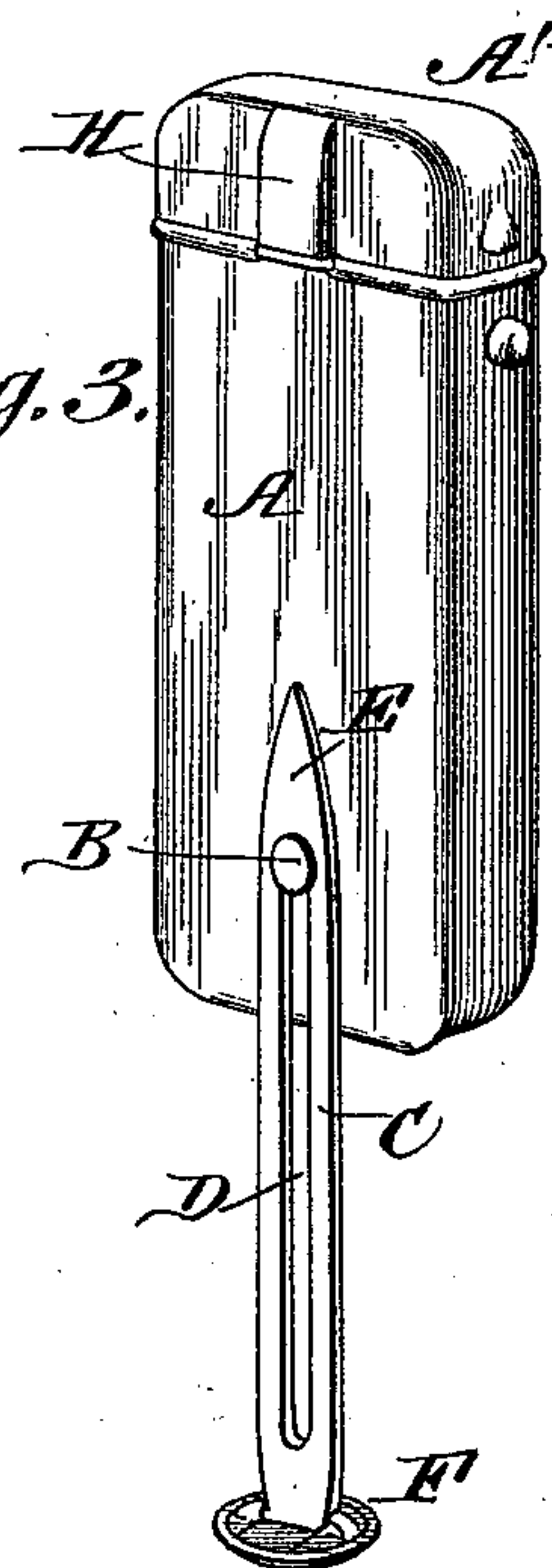
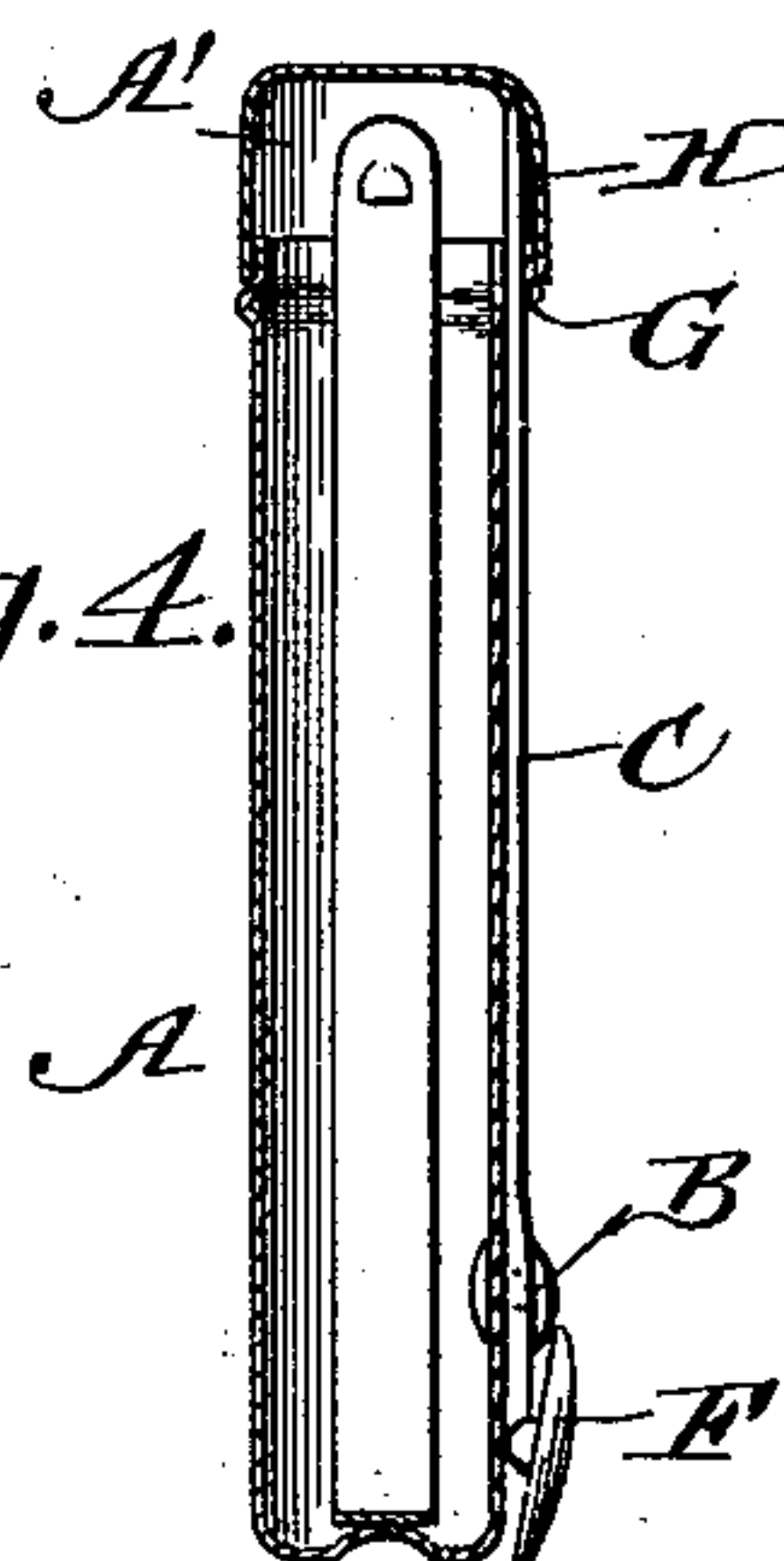


Fig. 4.



WITNESSES:

W. D. Blundell
Chas. C. Brock

INVENTOR

Richard E. Rupprecht.

BY

R. H. Macy
ATTORNEYS

UNITED STATES PATENT OFFICE.

RICHARD E. RUPPRECHT, OF TACONY, PENNSYLVANIA.

MATCH-BOX APPLIANCE.

SPECIFICATION forming part of Letters Patent No. 544,691, dated August 20, 1895.

Application filed June 4, 1895. Serial No. 551,680. (No model.)

To all whom it may concern:

Be it known that I, RICHARD E. RUPPRECHT, of Tacony, in the county of Philadelphia, State of Pennsylvania, have invented an Improved Match-Box Appliance, of which the following is a specification.

This invention is an improved match-box attachment, the object being to provide in a single device a match-box, a pick for cleaning a pipe, and a pusher or packer for compressing the tobacco in the bowl of a pipe.

With this object in view, my invention consists in the combination, with a match-box, of a pick or point pivotally and slidably connected with the exterior of said box, said pick being pointed at one end and provided with a button or disk at the opposite end, said button or disk being hinged and adapted to fold flat whenever desired.

My invention consists also in certain details of construction, all of which will be fully described, and pointed out in the claims.

In the drawings forming a part of this specification, Figure 1 is a view of a match-box provided with my attachment, the box being closed and the attachment folded against the side of box. Fig. 2 is a view showing the device arranged for cleaning a pipe. Fig. 3 is a view showing the device arranged for packing the tobacco in the bowl of a pipe, and Fig. 4 is a section on line 4 4 of Fig. 1.

In carrying out my invention, I employ a match-box A, which is constructed as usual and has a spring-cover A'. Near the lower end of the box, upon one side thereof, is attached a rivet B, said rivet serving to connect the pick or prong C to the match-box, said pick or prong being slotted longitudinally, as shown at D, so it can revolve upon the rivet and also slide thereon, as shown by Figs. 2 and 3.

One end of the pick has a sharp point E, and at the other is attached a button or disk F, said button being hinged to the end of pick wherever desired, or can be turned down at right angles when it is desired to pack or compress the tobacco in the bowl of a pipe. The head upon the rivet prevents said pick from becoming disengaged from the box.

The upper edge of the box is constructed as usual with a head, and in said head is made an opening G, which permits the point of pick to be pushed up beneath the cap of box, said cap being constructed with a recess H to re-

ceive said point after it passes through the opening G.

Now, in operation the pick is normally held, as shown in Fig. 1, and when so held the box can be opened and closed the same as an ordinary match-box.

Should the smoker wish to clean his pipe by picking ashes from the bowl, the picker is slid down until the point is withdrawn from the opening G, and is then reversed and again slid down upon the rivet, as shown in Fig. 2. The pick is thus secured in this position, and the box serves as a handle. After so cleaning the pipe, it is filled, and instead of using one's fingers to pack the tobacco into the bowl the pick is reversed, as shown in Fig. 3, and the button turned down. The box again serves as a handle, and with this appliance the smoker can finish packing the tobacco in the bowl. After using the pick in the way described, it is returned to its normal position, as shown in Fig. 1, and can be carried in the pocket as usual.

Having thus described my invention, what I claim, and desire to secure by Letters Patent, is—

1. An improved match box attachment, consisting of a pick, pivotally and slidably connected to the outside of said box, and pointed at one end, and having a button or disk hinged to the opposite end, substantially as shown and described.

2. A match box attachment, consisting of a pick slotted longitudinally, pointed at one end, and provided with a hinged button at the opposite end, said pick being connected to the outside of the box by means of a rivet passing through the slot, substantially as shown and described.

3. In a match box attachment, the combination, with a box having an opening in its beaded edge, and a recess in its cap, of a pick slotted longitudinally, pointed at one end and carrying a hinged button or disk at the opposite end, and a rivet for connecting said pick to the outside of the box, substantially as shown and described.

In testimony whereof I affix my signature in the presence of two witnesses.

RICHARD E. RUPPRECHT.

Witnesses:

HARRY E. RUPPRECHT,
FREDERICK SULTAN.