

(No Model.)

J. T. SARGENT.
WASHBOARD.

No. 543,706.

Patented July 30, 1895.

FIG. 1.

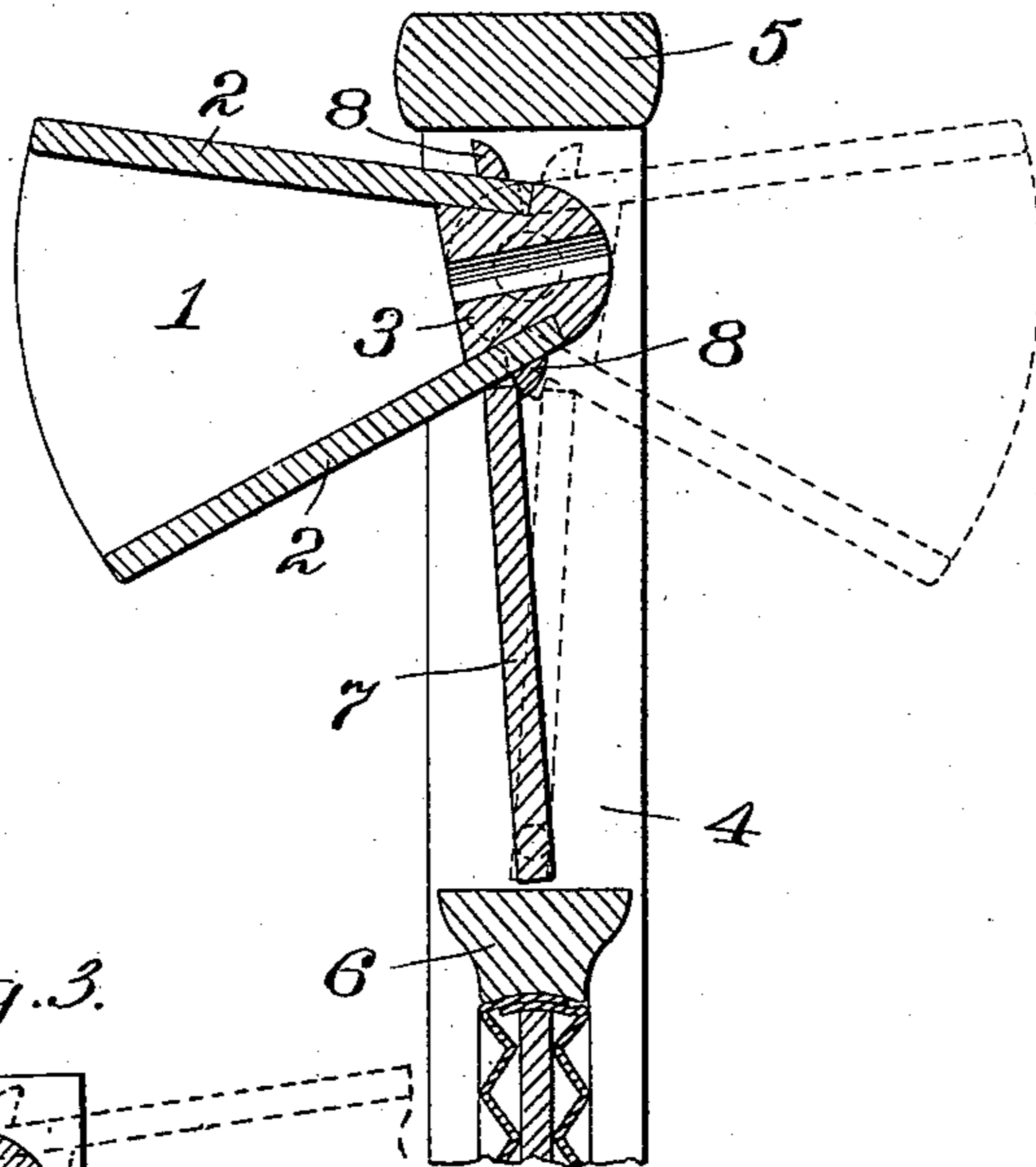


Fig. 3.

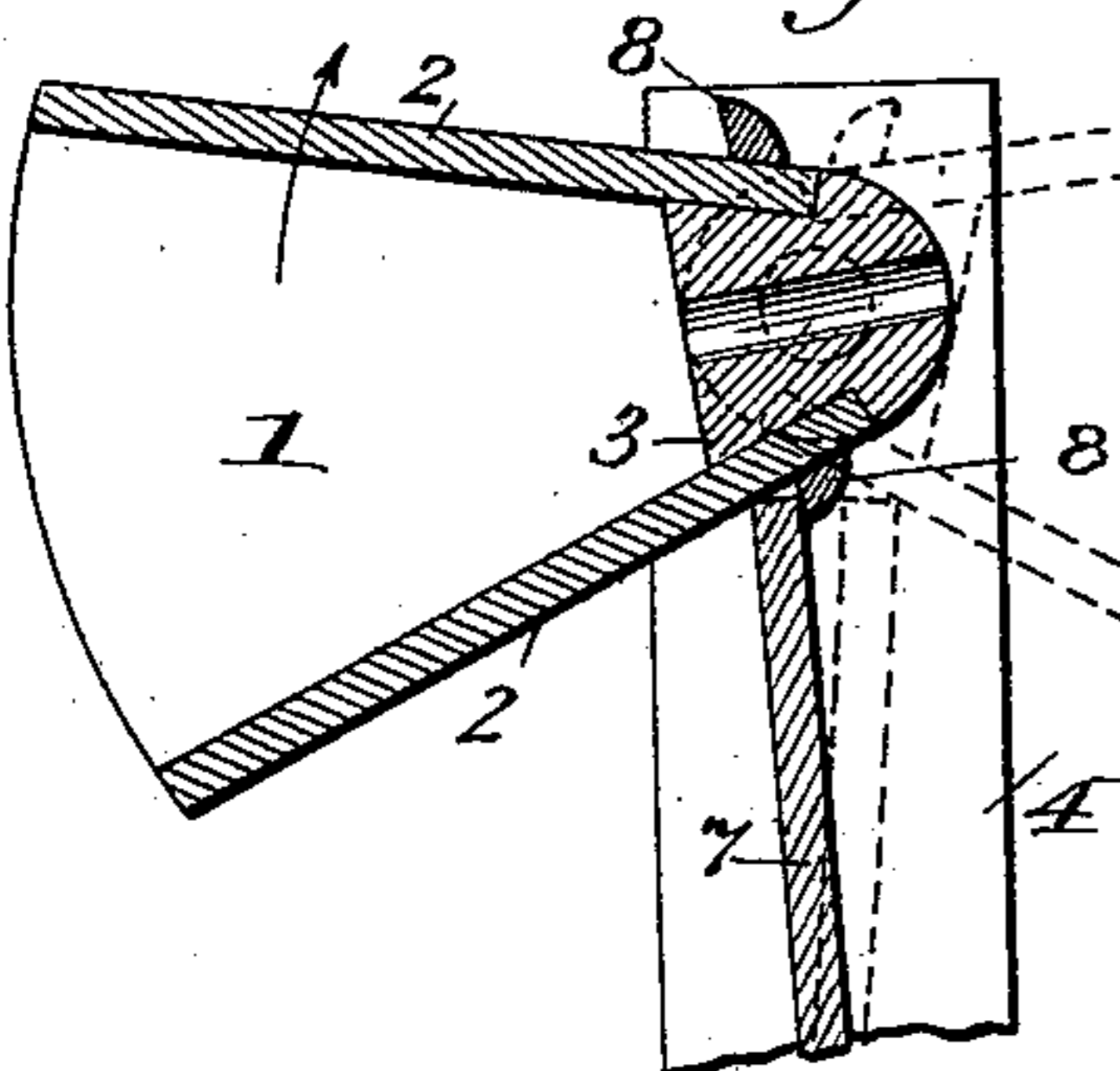
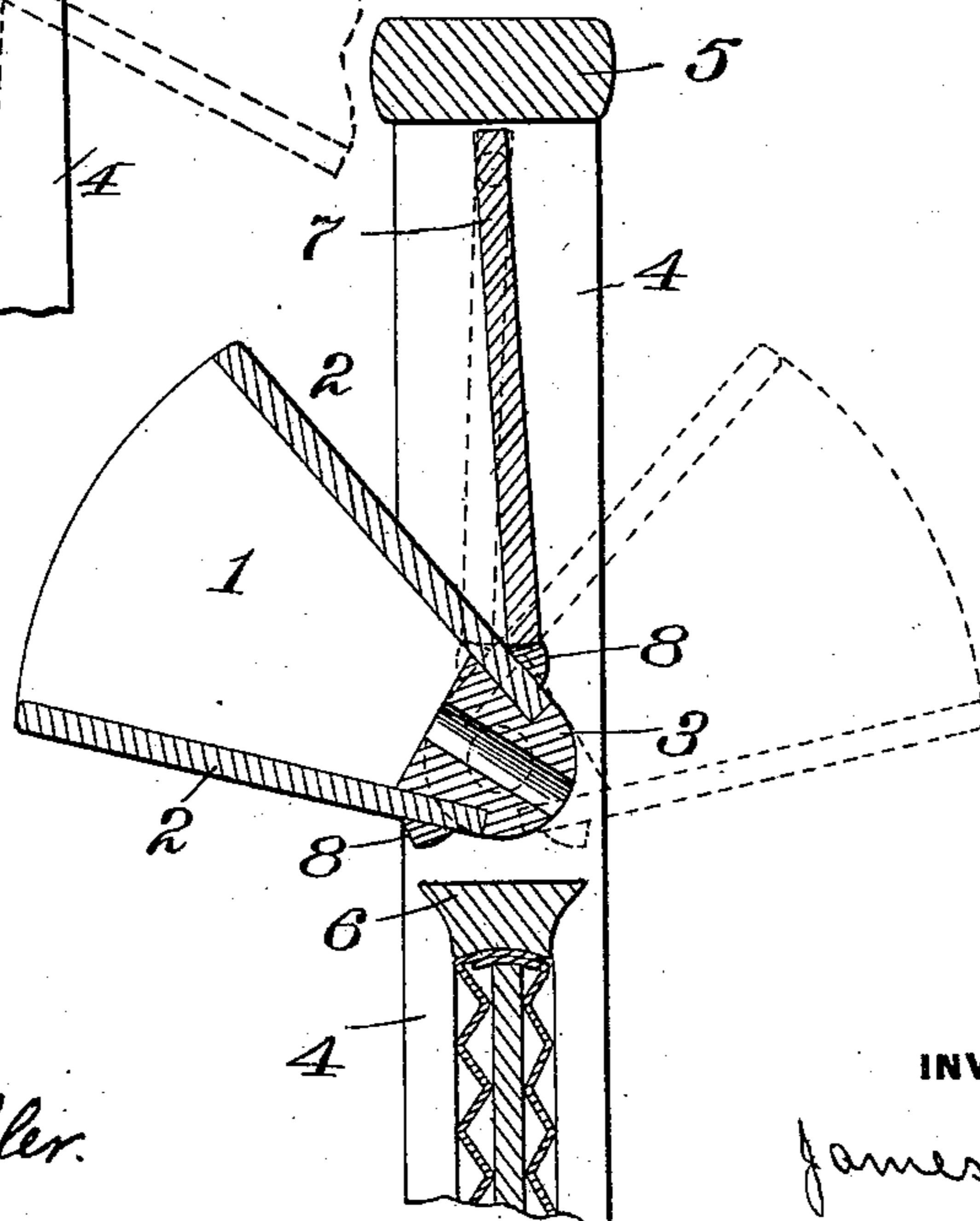


FIG. 2.



WITNESSES:

Chas F Miller.
J. E. Garthwaite

INVENTOR,

James T. Sargent
by Daniel S. Wolcott Att'y.

UNITED STATES PATENT OFFICE.

JAMES T. SARGENT, OF CLEVELAND, OHIO, ASSIGNOR TO THE AMERICAN
WASHBOARD COMPANY, OF SAME PLACE.

WASHBOARD.

SPECIFICATION forming part of Letters Patent No. 543,706, dated July 30, 1895.

Application filed February 26, 1895. Serial No. 539,732. (No model.)

To all whom it may concern:

Be it known that I, JAMES T. SARGENT, a citizen of the United States, residing at Cleveland, in the county of Cuyahoga and State of Ohio, have invented or discovered certain new and useful Improvements in Washboards, of which improvements the following is a specification.

The invention described herein relates to an improvement in washboards having in combination a combined soap box or receptacle and protector, with a brand-board, preferably made movable, thereby permitting of the soap box or receptacle being swung between the side bars from a position of use above one of the faces of the board to a corresponding position above the other face.

In general terms the invention consists in the construction and combination substantially as hereinafter more fully described and claimed.

In the accompanying drawings, forming a part of this specification, Figure 1 is a sectional elevation of a washboard having my improvement applied thereto. Fig. 2 is a similar view of a modification of the same; and Fig. 3 is a sectional elevation showing the soap-box as a support for the body of the operator, the head-piece being omitted.

In the practice of my invention the soap-box consists of the end pieces 1 and side pieces 2, which are preferably attached at their inner edges to a shaft or block 3, which is provided at its ends with trunnions fitting within suitable bearing-sockets in the side bars 4. As shown in Fig. 1, the soap box or receptacle may be pivoted just below the head-piece 5, or it may be pivoted just above the cross-bar 6, as shown in Fig. 2.

In order to permit the soap box or receptacle being shifted from operative position on one side of the board to a corresponding position on the other side, the brand-board 7 is arranged movably between the cross-bars. By preference the brand-board is provided with trunnions at its ends, fitting in suit-

able bearings in the side bars, so that it can be swung in either direction out of the path of the soap box or receptacle when the same is shifted.

A lock is provided for holding the soap box or receptacle in operative relation to either side, said lock preferably consisting of the movable brand-board and ribs 8 formed on the sides of the soap box or receptacle.

In the construction shown in Fig. 1 the free edge of the brand-board engages the side of the soap box or receptacle just in front of the rib, thereby supporting the soap-box in proper position, while the rib 8 will prevent any shifting of the brand-board.

In the construction shown in Fig. 2 the free edge of the brand-board bears upon the rib and prevents the soap box or receptacle from turning down to such an angle that the soap will slide out of the same.

It is characteristic of the improvement herein that one side of the box or receptacle will serve as a protector above one of the rubbing-faces and the opposite side will serve as a protector above the other face when the box has been shifted to operative position; and, further, as the soap box or receptacle is above that side of the box which serves as a protector it will itself be preserved from waste by the protector.

It will be readily understood by those skilled in the art that the head-piece 5 of the washboard-frame may be omitted, as shown in Fig. 3, in which case the then upper side of the soap box or receptacle will serve as a support for the body of the operator. When the head-piece is omitted, the soap box or receptacle will be turned upwardly in passing from one side to the other and not down through the space between the side bars and cross-bars. Hence the brand-board may in such cases be made stationary.

I claim herein as my invention—

1. The combination of a double-faced washboard, a soap box pivotally mounted on the side-bars of the frame and movable to oper-

ative position above either face, and a brandboard for supporting the box in its operative position, substantially as set forth.

2. In combination with a double-faced
5 washboard, a soap box pivotally mounted between the side-bars of the frame, and movable to operative position above either face, and a brandboard movable out of the path of

the soap box while being shifted, substantially as set forth. 10

In testimony whereof I have hereunto set my hand.

JAMES T. SARGENT.

Witnesses:

J. M. GORHAM,

I. H. LOCKWOOD, Jr.