

(No Model.)

A. J. MURRAY.
FOLDING STOCK FOR FIREARMS.

No. 543,138.

Patented July 23, 1895.

Fig. 1.

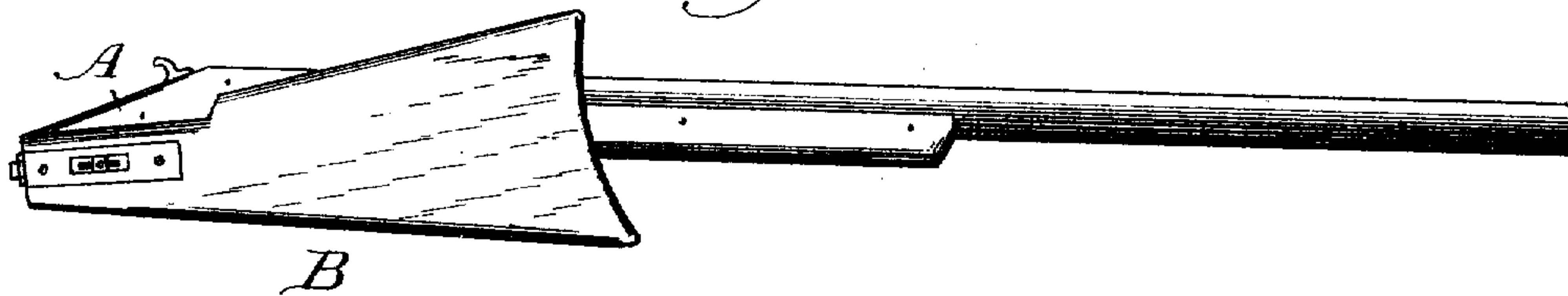


Fig. 2.

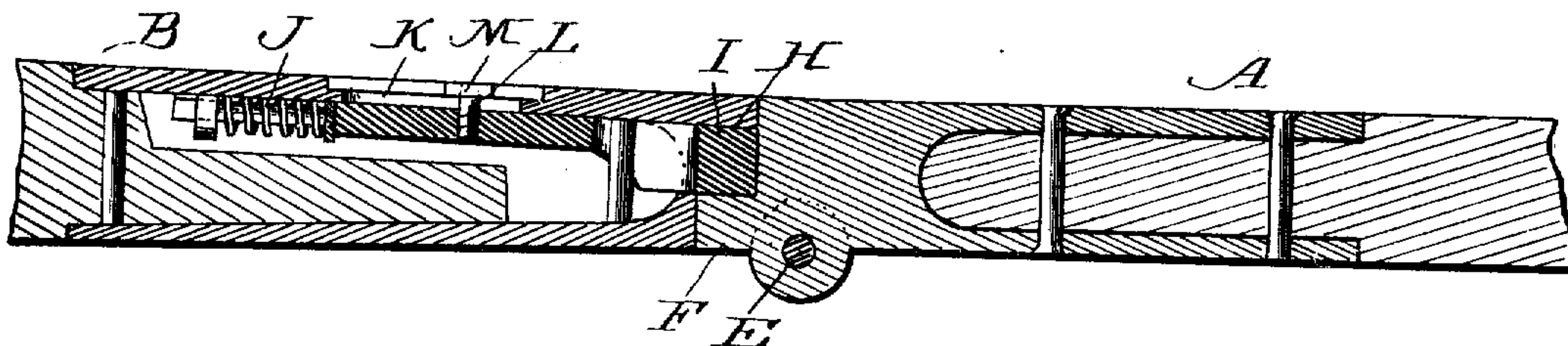


Fig. 3.

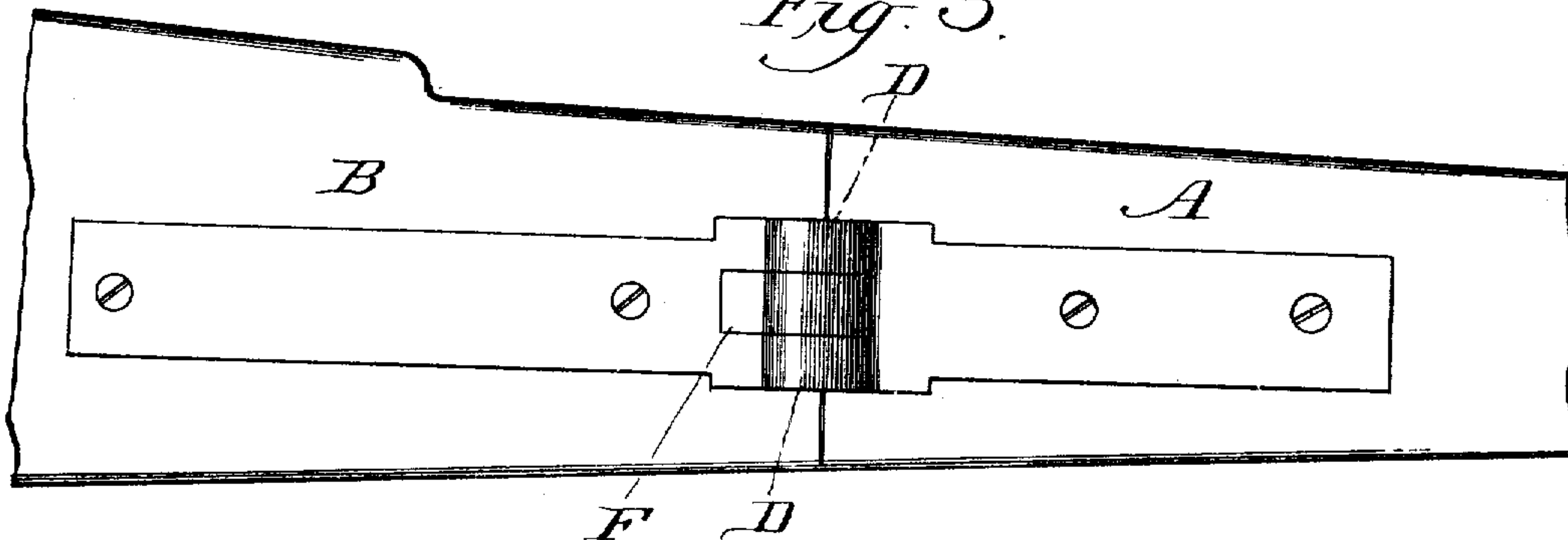
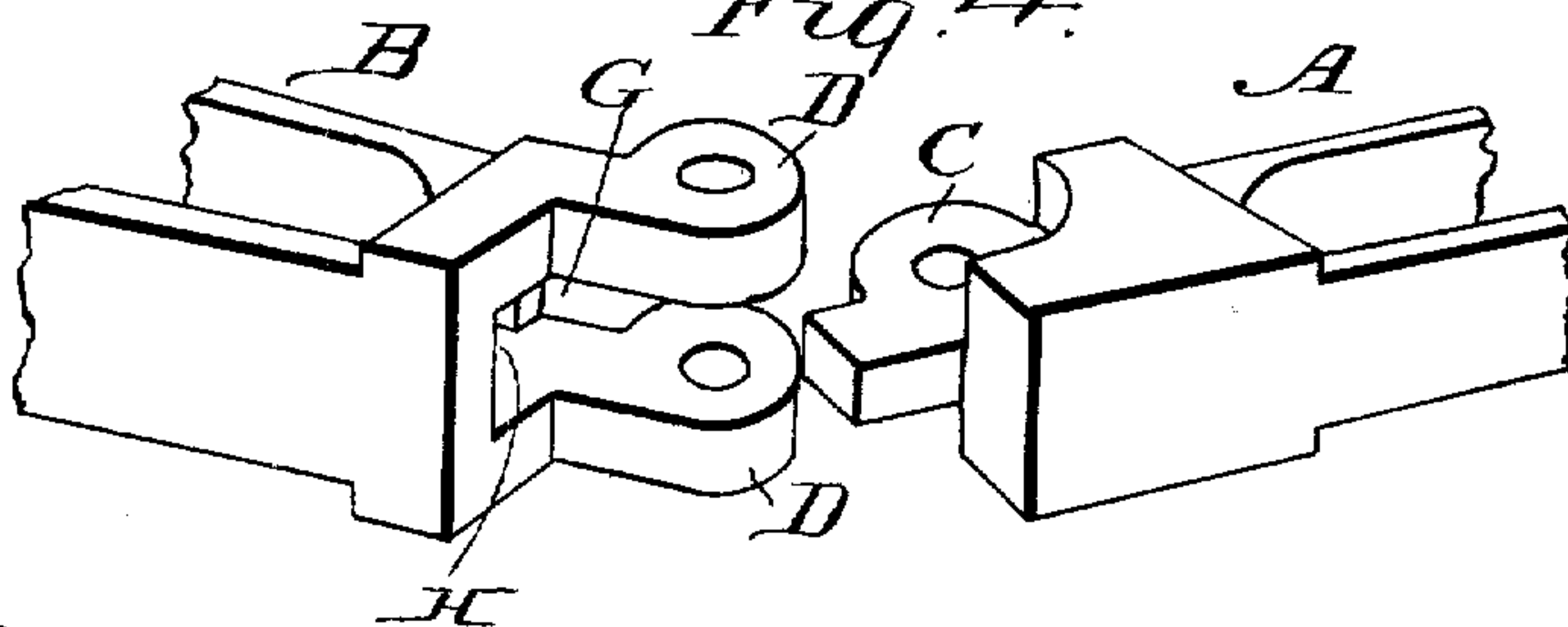


Fig. 4.



Witnesses
J. W. Reynolds
L. G. Randall.

Inventor
Archie J. Murray
By John Meddaburn
his Attorney

UNITED STATES PATENT OFFICE.

ARCHIE J. MURRAY, OF UNITY, OREGON.

FOLDING STOCK FOR FIREARMS.

SPECIFICATION forming part of Letters Patent No. 543,138, dated July 23, 1895.

Application filed October 30, 1894. Serial No. 527,463. (No model.)

To all whom it may concern:

Be it known that I, ARCHIE J. MURRAY, a citizen of the United States, residing at Unity, in the county of Baker and State of Oregon, have invented certain new and useful Improvements in Folding Stocks for Firearms; and I do hereby declare the following to be a full, clear, and exact description of the invention, such as will enable others skilled in the art to which it appertains to make and use the same.

My invention relates to improvements in the construction of rifles or other hand arms, whereby I provide a folding stock therefor, the object of the same being to produce an arm thus constructed for the use especially of cavalymen, scouts, mounted police, stockmen, and others, that may be carried in a holster on the saddle without inconvenience to the rider either in riding or in mounting or dismounting.

The invention consists of a gun whose stock is made in two parts hinged together, whereby the rear end thereof may be folded down upon the other, and means for securing said rear part firmly in its closed or operating position.

The invention is illustrated in the accompanying drawings, which form a part of this specification, and in which—

Figure 1 represents a view of a gun made according to my invention with the rear portion of the stock folded down upon the barrel. Fig. 2 is a top view of a section of the stock, showing the hinge therein joining the two parts. Fig. 3 is a side elevation showing hinge. Fig. 4 is a detached view of the connecting parts.

Like letters of reference indicate like parts in the various views.

A and B represent the two parts of the stock which are hinged together. The part A is formed with a perforated tongue C, which is adapted to fit between the projecting ears DD of the part B, and is pivotally secured thereto by means of the shaft E. The part A has a lug F extending rearwardly from the tongue C and fitting the cut-away portion G in the end of the part B. A longitudinal slot H leads

into this cut-away portion, in which moves a locking-bolt I, actuated by a spring J to hold the same in its forward position. In the closed position of the two parts of the stock this bolt I engages the side of the lug F and retains the two parts of the stock rigidly in their closed or extended position. On the outside of the part B of the stock is an elongated slot K, in which moves a pin L and a button M, secured to the locking-bolt I, by means of which the said bolt may be withdrawn from its locking position for the purpose of opening the parts of the stock A and B. In closing the said parts they are swung together on their hinge and the bolt I snaps into place, thereby securing the same.

From the foregoing description, taken in connection with the accompanying drawings, it will be seen that I have devised a folding-stock firearm which is extremely simple of construction and convenient of operation. The same may be readily opened or closed upon its hinge. The arm thus constructed can be carried in its folded position in the holster of the saddle, and the same can be thrown into operative position without any delay.

Having now described my invention, what I claim as new, and desire to secure by Letters Patent, is—

A fire-arm having its stock made in two parts suitably hinged together adapting the same to be folded down one upon the other, a projecting lug upon one of the parts fitting a corresponding cut-away portion on the adjoining part, a spring locking-bolt moving in a slot in said cut-away portion and adapted to engage said projecting lug and means for moving said locking bolt to release the parts, substantially as and for the purpose described.

In testimony whereof I have signed this specification in the presence of two subscribing witnesses.

ARCHIE J. MURRAY.

Witnesses:

F. W. EPPINGER,
W. S. BOWERS.