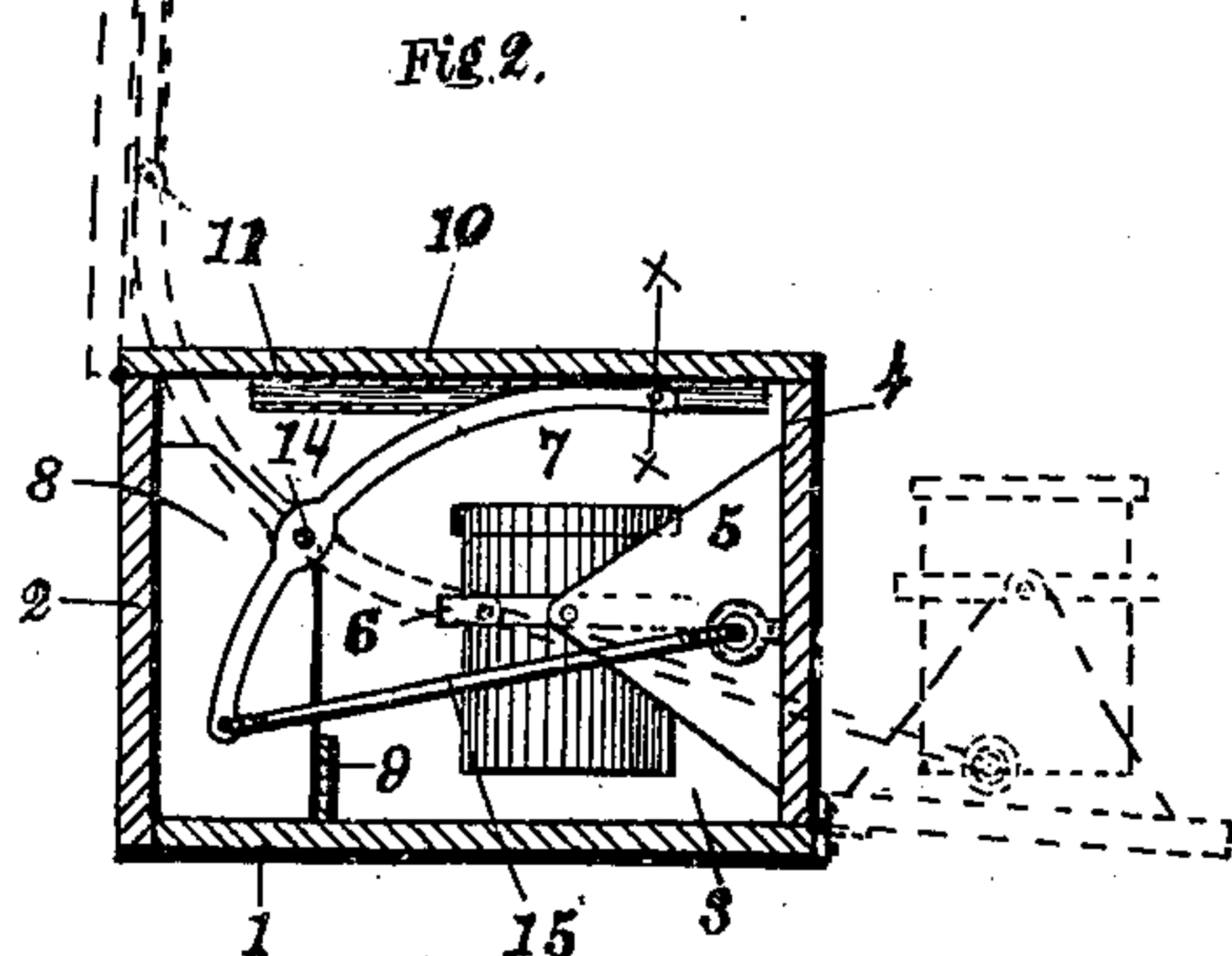
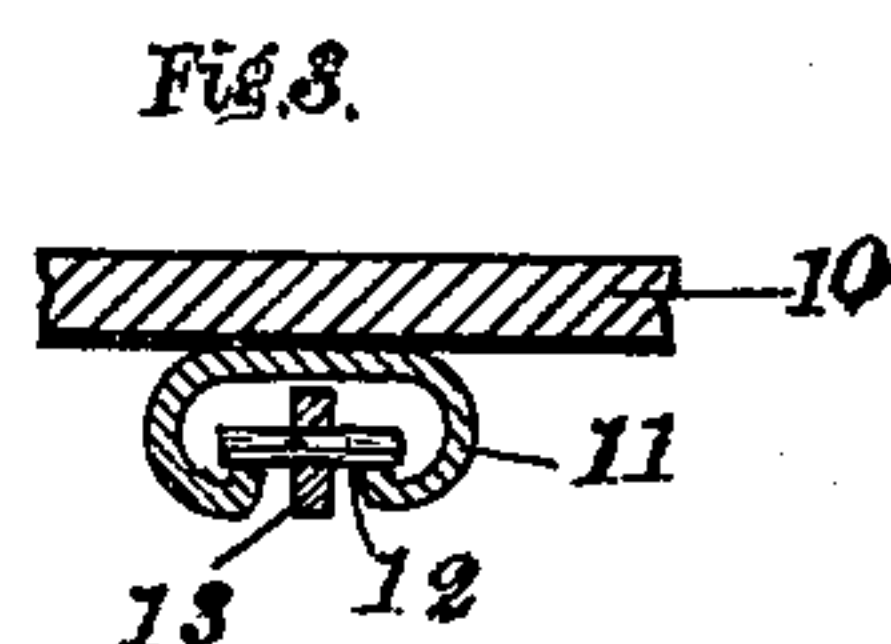
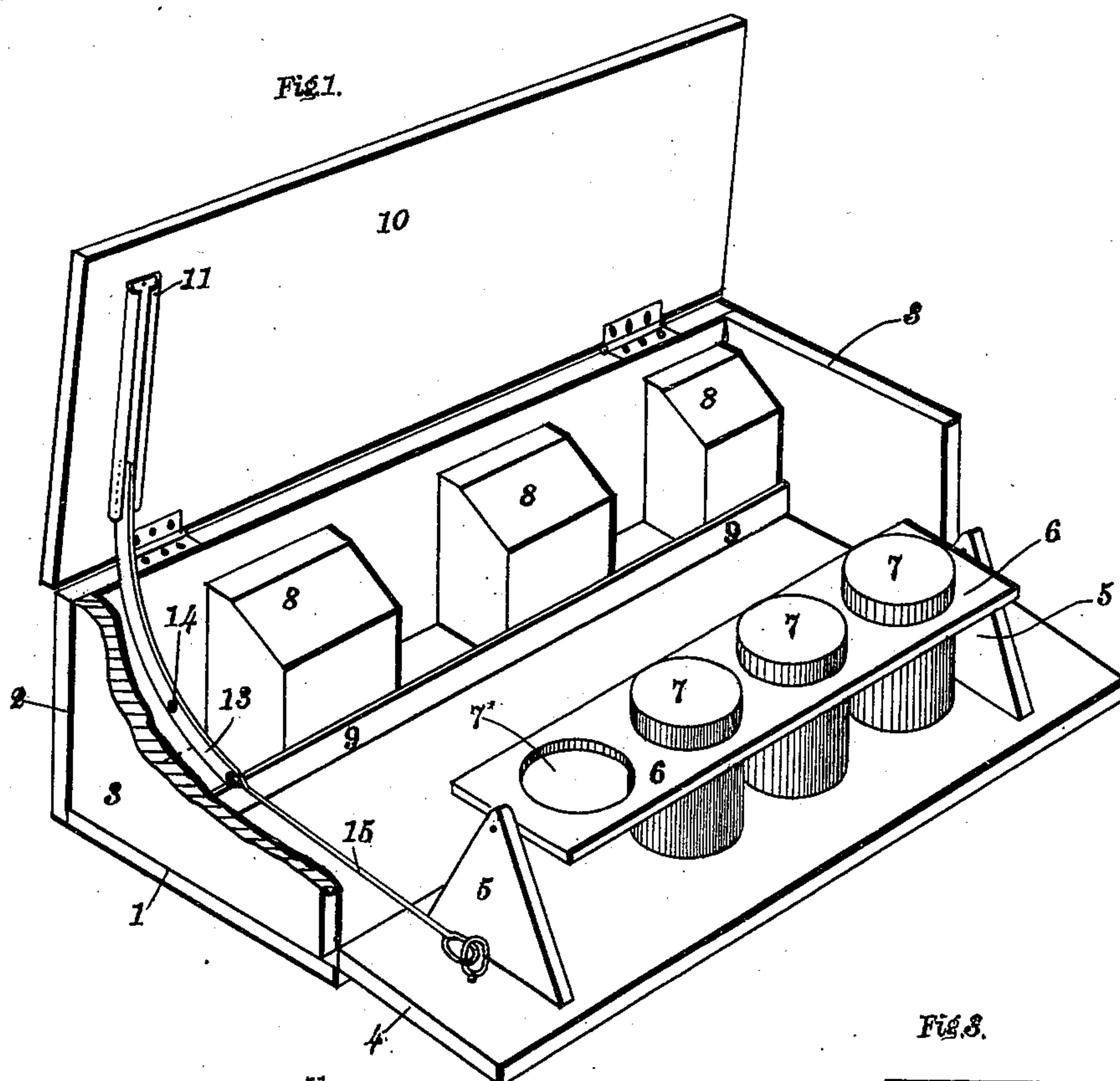


(No Model.)

W. A. SPEAR.  
CABINET.

No. 542,901.

Patented July 16, 1895.



Witnesses.  
Wallace Knedock,  
A. M. Kelly

Inventor  
Willie A Spear  
by Church & Church  
his attys

# UNITED STATES PATENT OFFICE.

WILLIE A. SPEAR, OF BYRON, NEW YORK.

## CABINET.

SPECIFICATION forming part of Letters Patent No. 542,901, dated July 16, 1895.

Application filed November 9, 1894. Serial No. 528,348. (No model.)

*To all whom it may concern:*

Be it known that I, WILLIE A. SPEAR, of Byron, in the county of Genesee and State of New York, have invented certain new and useful Improvements in Cabinets; and I do hereby declare the following to be a full, clear, and exact description of the same, reference being had to the accompanying drawings, forming a part of this specification, and to the reference-numerals marked thereon.

My present invention has for its object to provide an improved cabinet for conveniently holding packages or receptacles containing spices or other material with great economy of space and whereby ready access may be had to them when desired; and it consists in the improved construction hereinafter described, the novel features being pointed out in the claims at the end of this specification.

In the drawings, Figure 1 is a perspective view of a cabinet constructed in accordance with my invention when open; Fig. 2, a cross-sectional view showing it closed in full and open in dotted lines; Fig. 3, a sectional view on the line *xx* of Fig. 2.

Similar reference-numerals in the several figures indicate similar parts.

The main casing of my device is composed of a bottom, (indicated by 1,) a back 2, and end pieces 3, 4 indicating the front hinged to the bottom piece at its lower edge and having secured thereto arms 5 5, to which latter are pivoted the ends of a plate or support 6, preferably having suitable apertures 7\* for receiving the boxes 7, which latter are preferably removable and adapted to contain the various spices or other material. The preponderance of weight on the support 6 is below the center of its pivots, being caused by weighting said support or by the weight of the receptacles and their contents, so that whether the front piece is turned up or down the support and boxes will remain horizontal, as shown in Figs. 1 and 2. This pivoted front piece is adapted to be turned to the positions shown in full and dotted lines, and when closed the receptacles 7 are carried back between the end pieces of the casing, but when the front is turned down they are moved out in position to afford ready access to them and

also to the packages or receptacles 8, located at the back of the casing and behind a longitudinally-extending plate or bar 9, said receptacles 8 being removable or stationary, as may be desired. The lid 10 is hinged to the rear of the casing and has upon its lower side a grooved way 11, in which operates a cross-pin 12 on the end of a lever 13, the latter being pivoted to one of the end pieces 3 at 14. The lower end of said lever is connected by a link 15 with the front 4 of the receptacle, the connection being such that when the lid 10 is raised the front 4 will be tilted down, moving the parts to the position shown in Fig. 1, thereby affording ready access to the contents of the cabinet. It will also be understood that the same operation can be accomplished by pulling down the front, throwing out the receptacles, and raising the lid.

This device is very simple and may be manufactured cheaply, and all of the receptacles are readily accessible when the cabinet is opened, and at the same time the space within the casing is all utilized when the cabinet is closed.

I claim as my invention—

1. The combination with the casing having the hinged lid and the front piece pivoted at its lower edge, of the arms on the front, the support loosely pivoted thereon having the apertures and the removable spice receptacles therein, the lever pivoted in the casing and connected to the lid and to the front for causing their simultaneous operation, whereby when the lid is raised the front will be turned down and the receptacles be readily accessible substantially as described.

2. The combination with the casing, the hinged lid, having the slotted guide thereon, and the front piece pivoted at its lower edge to the casing, of the arms on the front, the weighted support thereon, the lever pivoted in the casing, one end cooperating with the guide on the lid and the link connecting the lever and the front piece, substantially as described.

WILLIE A. SPEAR.

Witnesses:

F. F. CHURCH,  
G. A. RODA.