

(No Model.)

F. A. TAYLOR.
BOOK HOLDER.

No. 542,293.

Patented July 9, 1895.

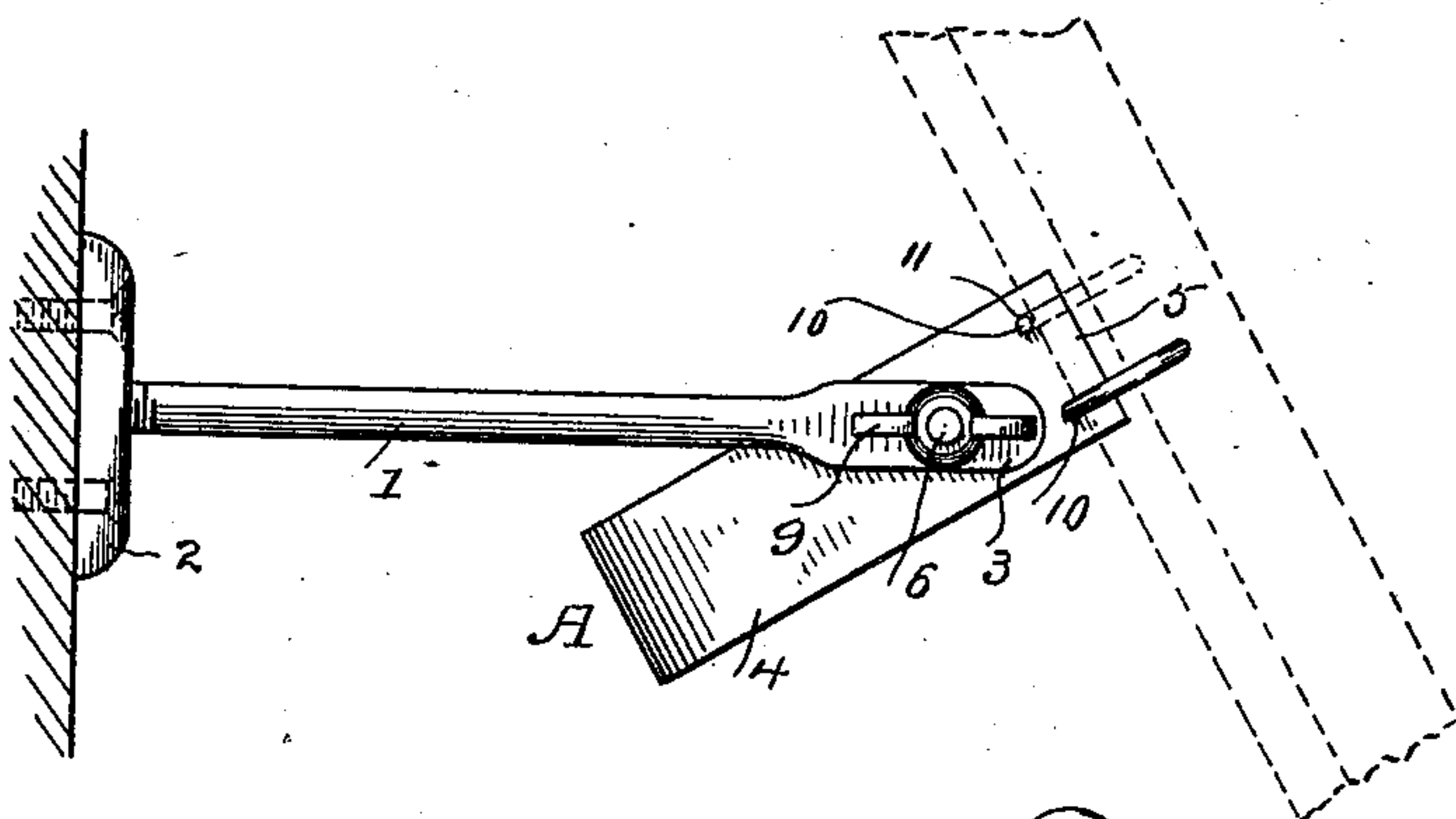


Fig. 1.

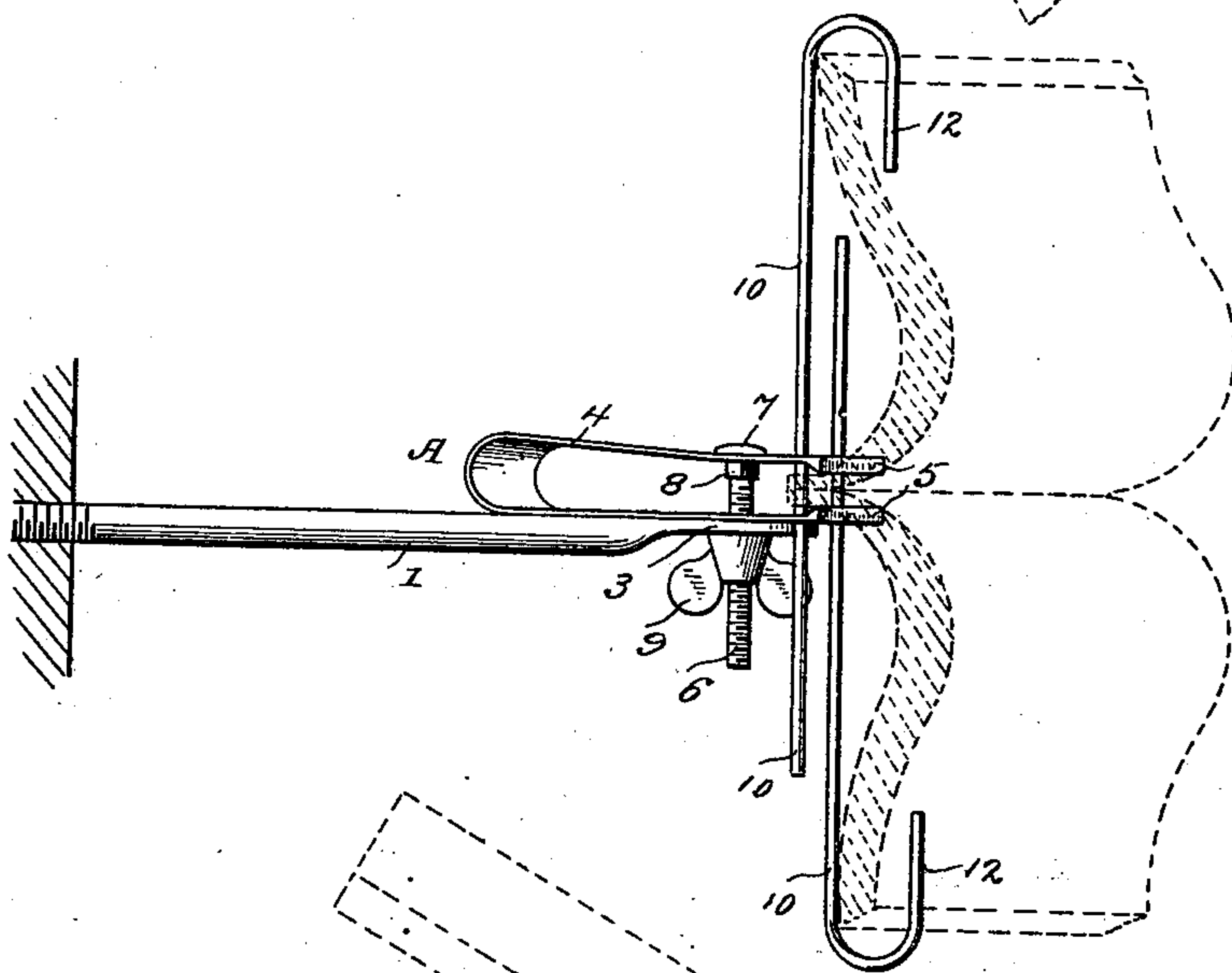


Fig. 2.

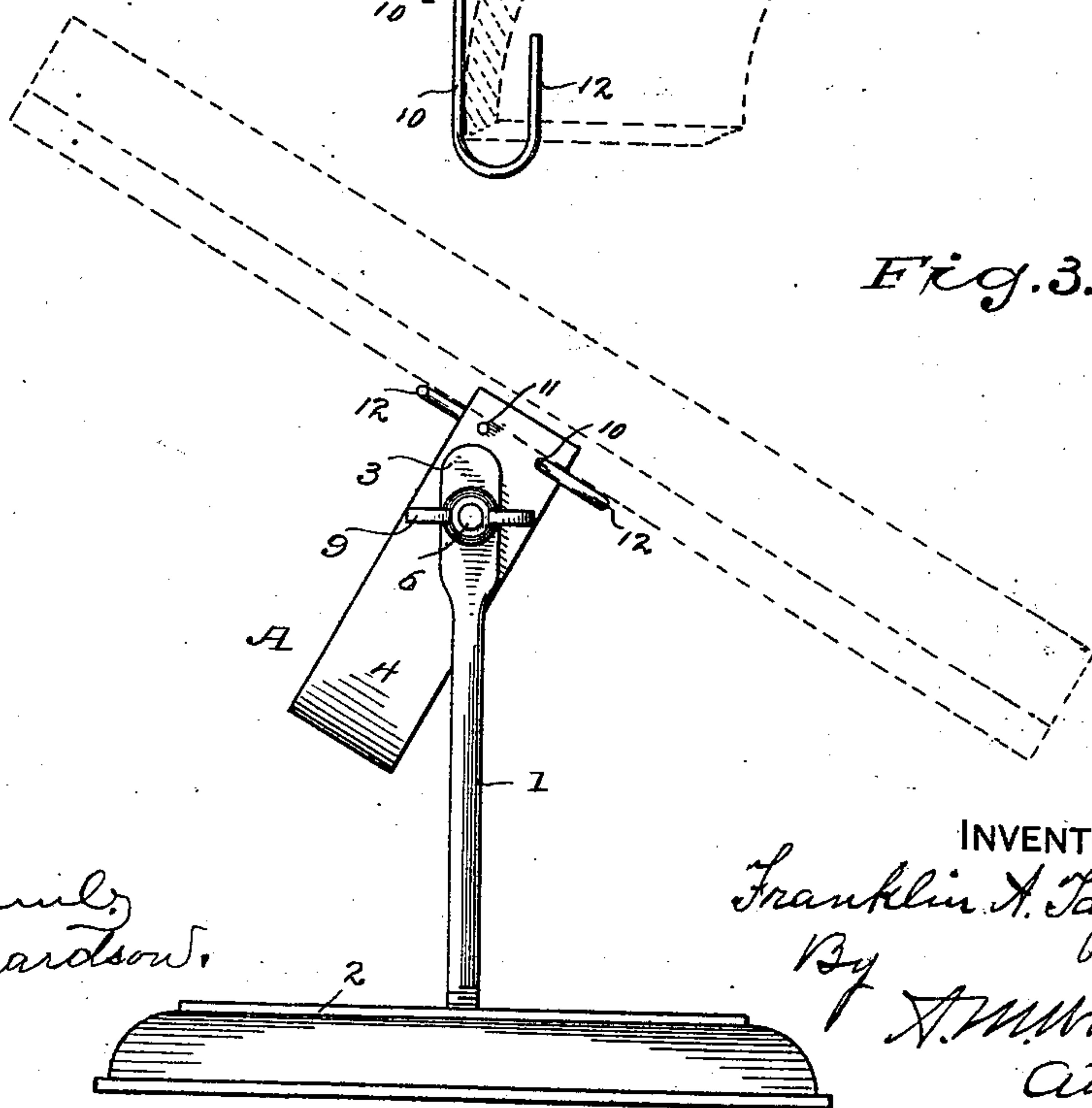


Fig. 3.

WITNESSES

H. A. Lamb,
S. V. Richardson.

INVENTOR

Franklin A. Taylor
By A. M. Worcester
Atty.

UNITED STATES PATENT OFFICE.

FRANKLIN A. TAYLOR, OF WATERBURY, CONNECTICUT, ASSIGNOR TO
BLAKE & JOHNSON, OF SAME PLACE.

BOOK-HOLDER.

SPECIFICATION forming part of Letters Patent No. 542,293, dated July 9, 1895.

Application filed May 16, 1895. Serial No. 549,571. (No model.)

To all whom it may concern:

Be it known that I, FRANKLIN A. TAYLOR, a citizen of the United States, residing at Waterbury, in the county of New Haven and State of Connecticut, have invented certain new and useful Improvements in Book-Holders; and I do hereby declare the following to be a full, clear, and exact description of the invention, such as will enable others skilled in the art to which it appertains to make and use the same.

My invention has for its object to provide a pamphlet or book holder adapted for general use as in holding magazines and novels in reading, and especially adapted as a holder for telephone lists, the special object in view being to produce a device of this class which will fully meet the requirements of use, will be simple and durable in construction, so that it may be easily adjusted to different sizes and styles or books, and will not be liable to get out of repair, and which may be produced at such slight expense as to enable it to retail at a price within the reach of all.

With these ends in view I have devised the simple and novel book-holder of which the following description, in connection with the accompanying drawings, is a specification, numbers being used to designate the several parts.

Figure 1 is a side elevation showing my novel book-holder attached to a wall, a book in position therein being indicated by dotted lines and the inwardly-turned ends of the slides lying over the opened leaves of the book; Fig. 2, a plan view, the book being indicated in dotted lines and in section and the leaves being held by the inwardly-turned ends of the slides; and Fig. 3 is a side elevation illustrating my novel book-holder in portable form, the standard being attached to a base and the opened leaves of the book resting flat upon the slides.

1 denotes a standard by which my novel book-holder is carried and which may be threaded at its inner end and screwed into a wall, as in Fig. 2, or may be attached to a base 2 and the latter attached to a wall, as in Fig.

1, or may be attached to a portable base, as in Fig. 3. The standard is made of wire and is flattened at its outer end to form a head 3. The book is held by clamping the back thereof between the spring arms 4 of a U-shaped clamp designated as a whole by A. The inner ends of the arms may or may not be turned inward to form jaws 5 to grasp the back of the book more firmly. The clamp is locked to the slide and the arms are clamped to the back of the book by a bolt 6, whose head 7 lies on the outer side of the outer arm of the clamp, the portion of the bolt passing through this arm being angular as at 8, (see Fig. 2,) said bolt passing freely through the other arm of the clamp and through the head and the book being locked in the clamp and the clamp locked to the head by a thumb-nut 9, which engages the outer face of the head.

10 denotes rods, which are made of wire and which move freely through holes 11 near the outer ends of the arms of the clamp and which are provided with inwardly-turned ends 12, which are adapted to lie out flat to support the book in the open position, as in Fig. 3, or to be turned over the edges of the opened leaves of the book to hold the latter in position, if necessary, as indicated in Figs. 1 and 2.

Having thus described my invention, I claim—

1. A book holder consisting of a standard having a head, a clamp consisting of spring arms adapted to engage the back of the book, a bolt by which the arms are clamped to the book and the clamp is locked to the head, and slides carried by the arms of the clamp and adapted to support an opened book.

2. A book holder consisting of a standard having a head, a clamp consisting of spring arms having jaws 5 adapted to engage the back of a book, a bolt which passes through the arms of the clamp and the head, a thumb screw by which the arms are clamped to the book and the clamp is locked to the head, and slides carried by the arms of the clamp adapted to support an opened book.

3. A book holder consisting of a standard having a head, a clamp consisting of spring

arms adapted to engage the back of a book,
a bolt by which the arms are clamped to a
book and the clamp is locked to the head, and
slides carried by the arms of the clamp and
5 provided with inwardly turned ends which
are adapted to lie over the edges of the opened
leaves of the book to hold them in position.

In testimony whereof I affix my signature
in presence of two witnesses.

FRANKLIN A. TAYLOR.

Witnesses:

ROBT. R. STANNARD,
TRUMAN S. HICKCOX.