

(No Model.)

G. E. CRUMP.  
DEVICE FOR HANDLING CHANGE.

No. 541,267.

Patented June 18, 1895.

Fig. 3.

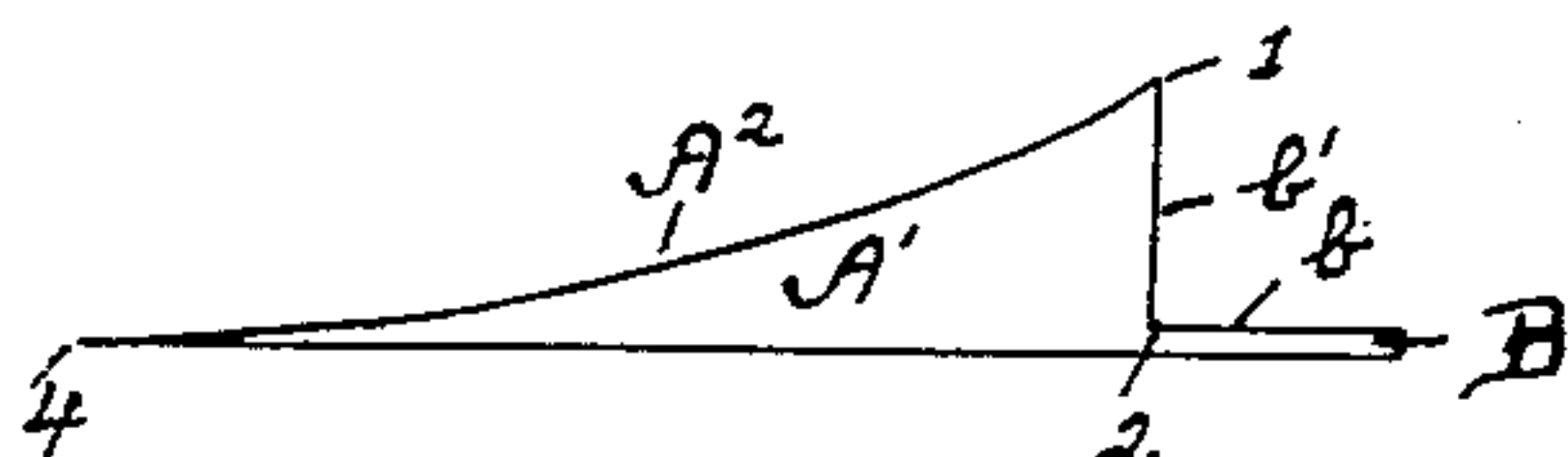


Fig. 1.

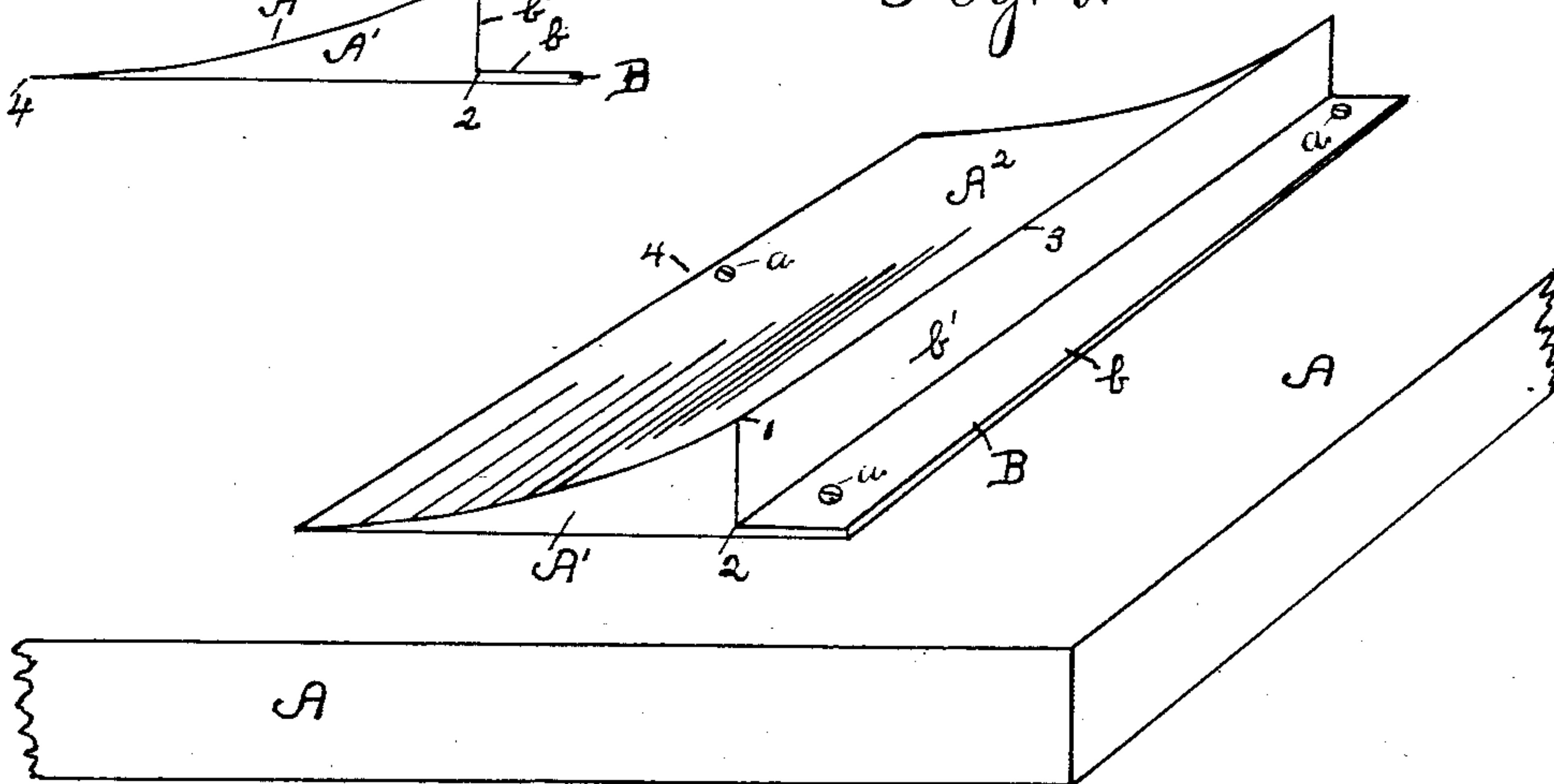
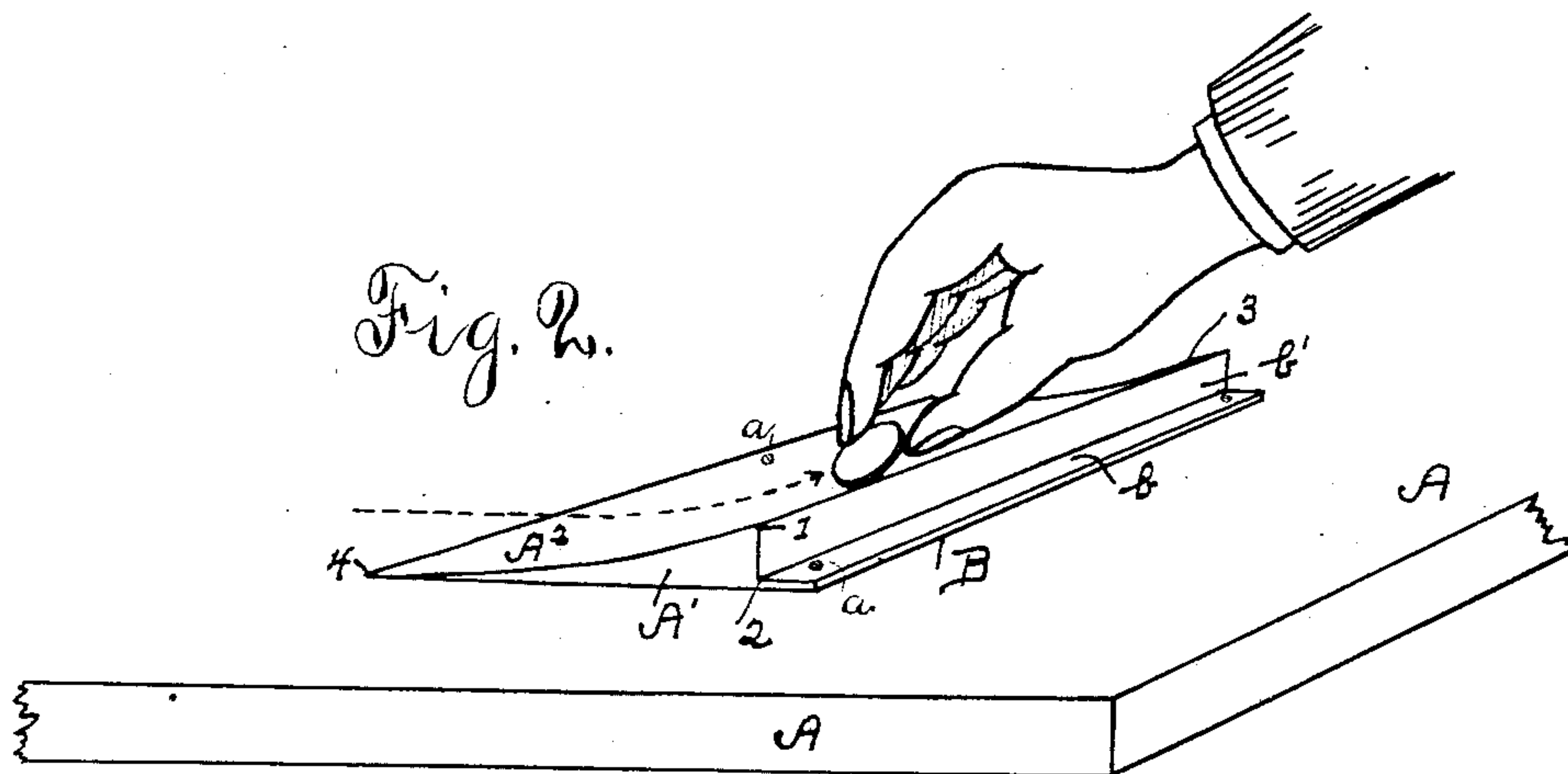


Fig. 2.



Witnesses.  
M. G. Loesler  
Elmer Wickes

Inventor.  
Geo. E. Crump  
By *W. H. Adams*

# UNITED STATES PATENT OFFICE.

GEORGE E. CRUMP, OF SAN FRANCISCO, CALIFORNIA.

## DEVICE FOR HANDLING CHANGE.

SPECIFICATION forming part of Letters Patent No. 541,267, dated June 18, 1895.

Application filed March 9, 1895. Serial No. 541,076. (No model.)

*To all whom it may concern:*

Be it known that I, GEORGE E. CRUMP, a citizen of the United States, residing at San Francisco, in the county of San Francisco and State of California, have invented certain new and useful Improvements in Devices for Handling Change; and I do hereby declare the following to be a full, clear, and exact description of said invention, such as will enable others skilled in the art to which it most nearly appertains to make, use, and practice the same.

The present invention relates to a certain new and useful device for facilitating the handling of change; as will be hereinafter fully set forth and described.

The invention is designed to be attached to the top of a counter and the object thereof is to enable a person to readily pick up small change or pieces of money from the surface of the counter. The upper surface or top of a counter being smooth, it is with difficulty that a person can pick up small coin or money. Especially is such the case, if the hands be gloved.

Referring to the drawings forming a part of this application, Figure 1 is a perspective view of a counter with my device secured to the top thereof. Fig. 2 is a similar view showing a piece of money about to be removed, and Fig. 3 is an end view of the device.

In the drawings, the letter A indicates an ordinary counter and A' a change block or plate secured to the top or upper surface thereof. This plate or block is secured to the surface of the counter by the screws *a* and in size I make the block or plate about fourteen inches in length by about ten inches in width; it being about one and one-half to two inches thick between the points 1 and 2. The upper face

or surface of this is gradually curved or inclined from the front edge 3 to the back edge 4; the point 4 representing a feather edge. The front of the block or plate A' is provided with an outwardly-projecting flange B. The upper surface *b* of this flange and the face *b'* of the block or plate serve as advertising spaces, upon which any suitable advertisement may be inserted.

The plate or block A' may be made of any suitable material,—such as wood, metal, celluloid, papier maché, &c.

In removing change or small pieces of money from the counter, the person to whom the money belongs simply draws the coin or pieces of money up the inclined surface A<sup>2</sup> of the block or plate, until it slips over the front edge 3.

This device will be found of the utmost importance when used in connection with restaurant counters or cigar store counters.

Having thus described my invention, what I claim as new, and desire to secure protection in by Letters Patent, is—

A store counter provided upon its top with a rigid rib or block one side or edge of which is cut away so as to present an inclined surface extending downward from the top edge of the rib or block and merging gradually into the top surface of the counter whereby a coin placed flat on the counter may be removed by sliding it upon said inclined surface until it projects over the edge of the block.

In testimony whereof I affix my signature in presence of two witnesses.

GEORGE E. CRUMP.

Witnesses:

N. A. ACKER,  
LEE D. CRAIG.