

(No Model.)

O. B. ROWLETT.
DESK.

No. 540,515.

Patented June 4, 1895.

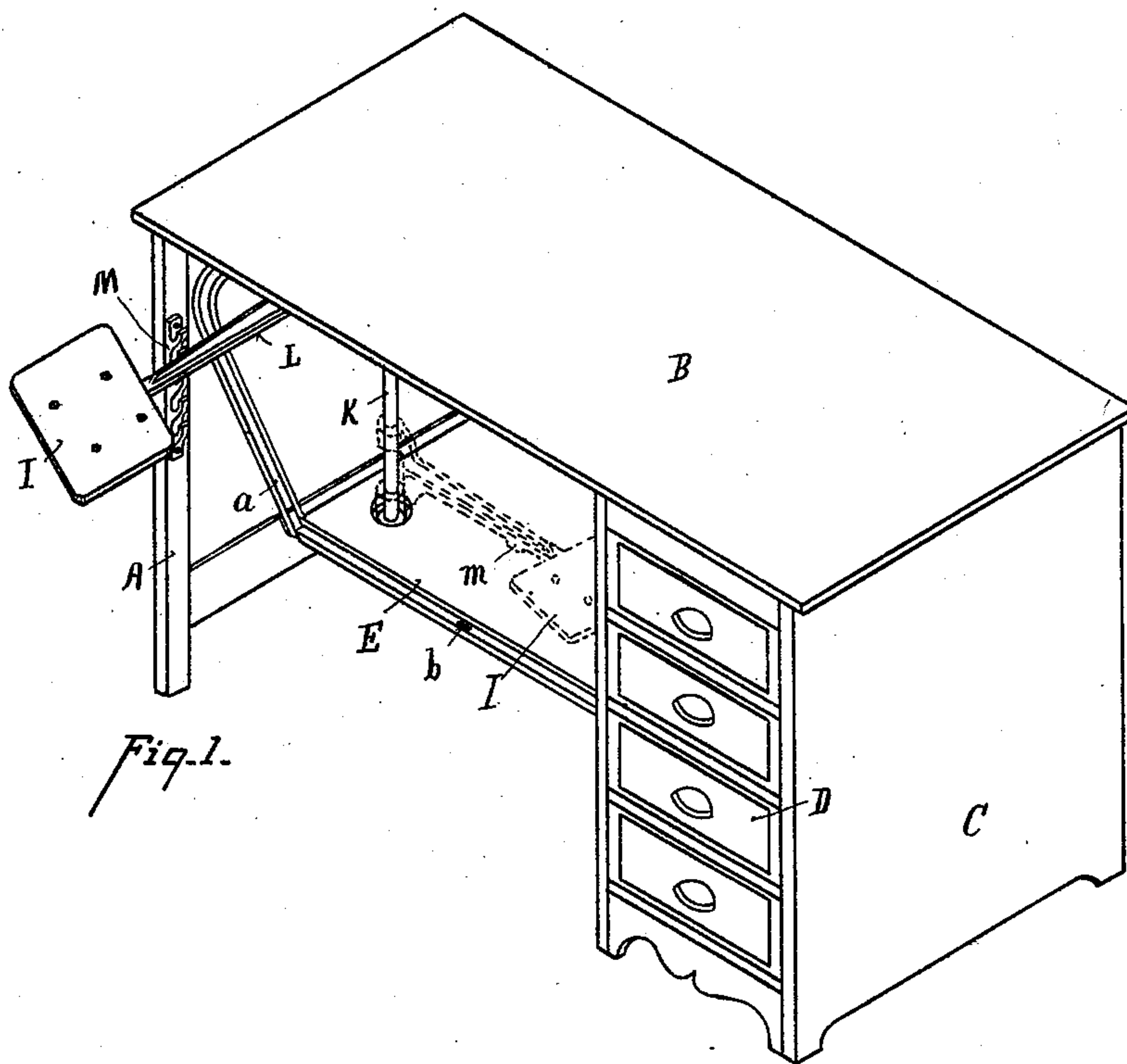


Fig. 1.

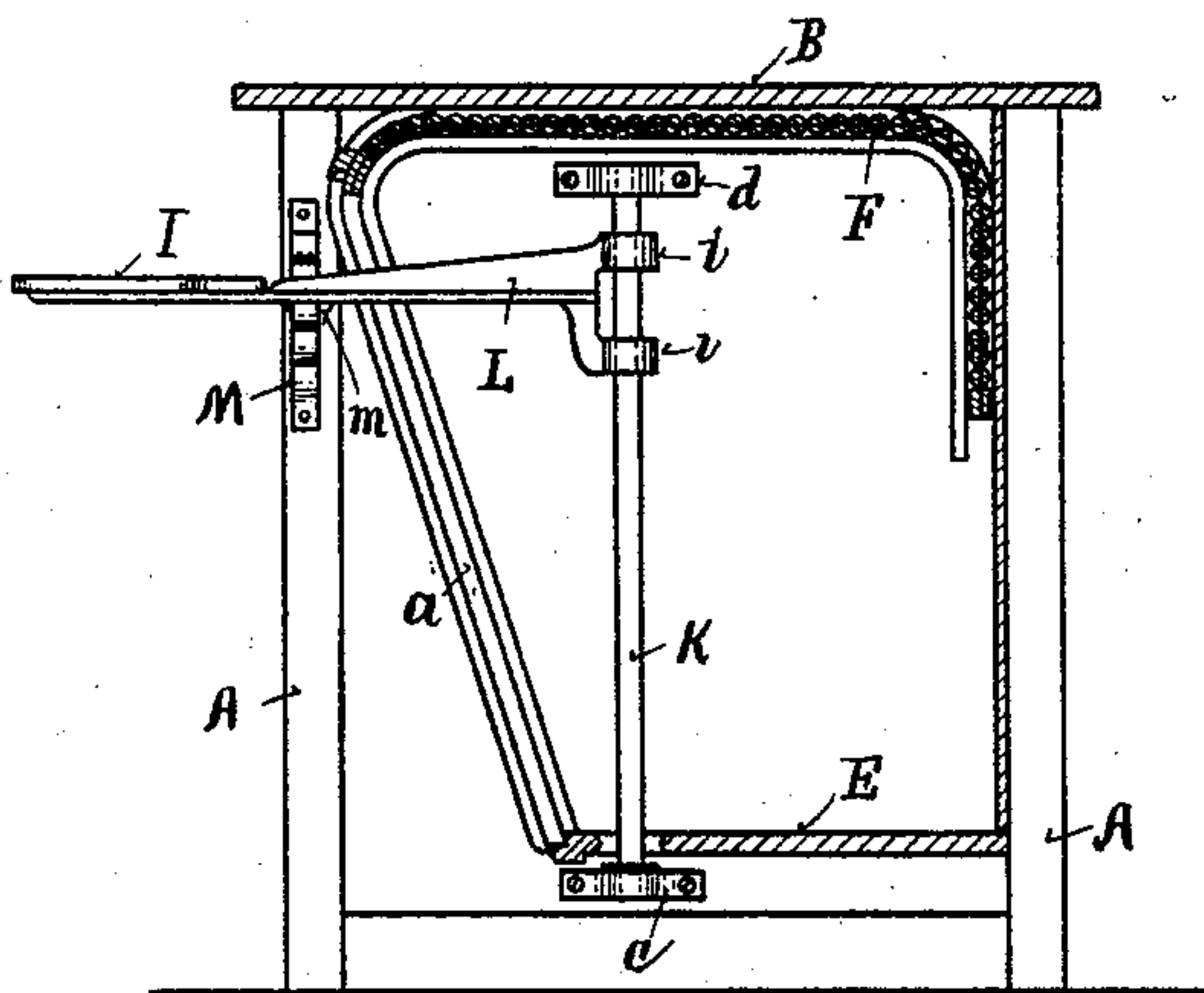


Fig. 2.

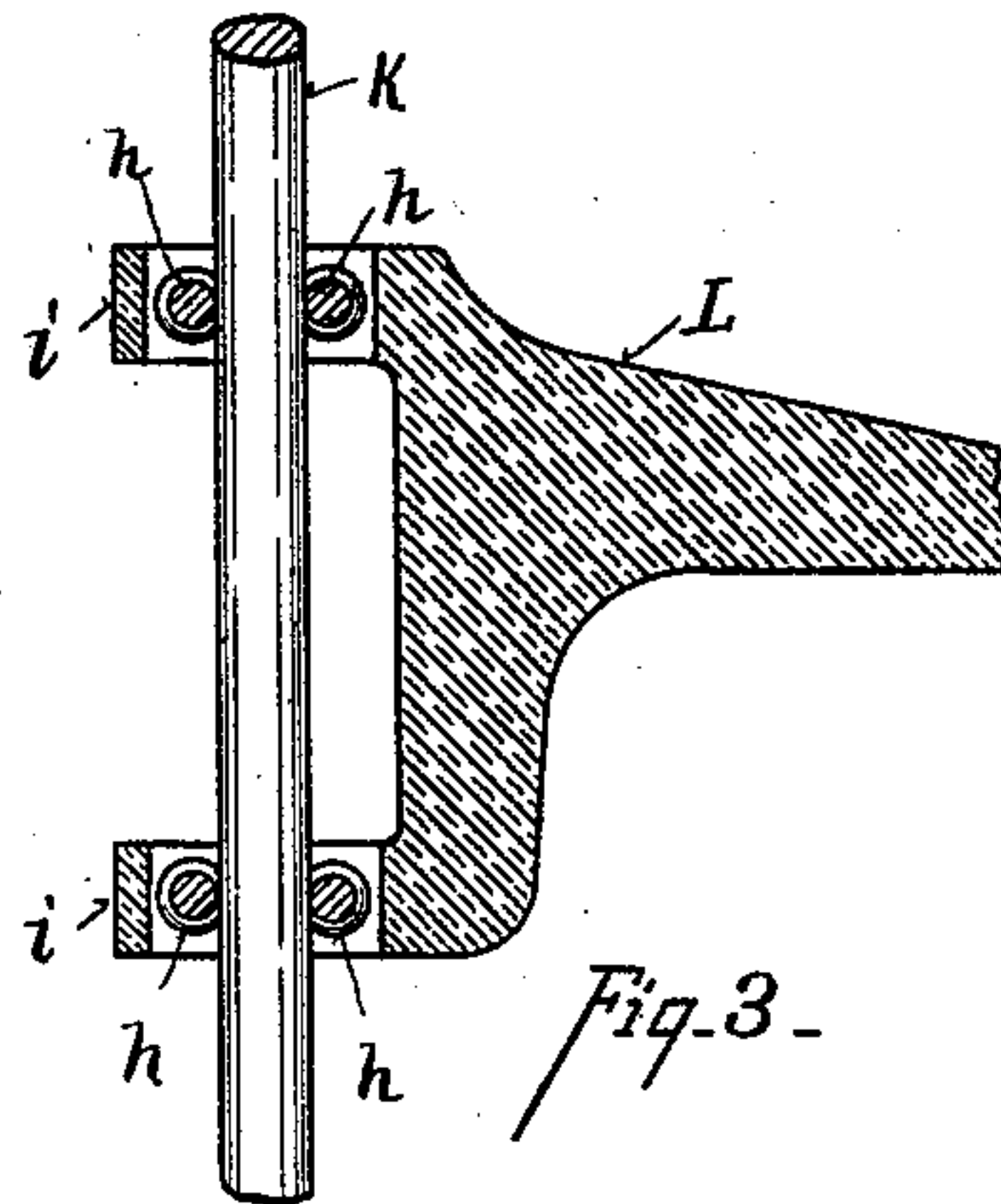


Fig. 3.

Witnesses

C. W. Miles.

Oliver B. Kaiser.

Inventor

Oliver B. Rowlett.

By Wood & Boyd
Attorneys

UNITED STATES PATENT OFFICE.

OLIVER B. ROWLETT, OF RICHMOND, INDIANA.

DESK.

SPECIFICATION forming part of Letters Patent No. 540,515, dated June 4, 1895.

Application filed August 30, 1894. Serial No. 521,738. (No model.)

To all whom it may concern:

Be it known that I, OLIVER B. ROWLETT, residing at Richmond, in the county of Wayne and State of Indiana, have invented certain new and useful Improvements in Desks, of which the following is a specification.

The object of my invention is to provide a type-writer compartment and a type-writer support in a desk, with means for supporting the type-writer so that it can be brought into position for use and folded back in the compartment which is closed to keep the machine from dust.

The various features of my invention will be more fully set forth in the description of the accompanying drawings, making a part of this specification, in which—

Figure 1 is a perspective view of one form of desk with my improvement attached. Fig. 2 is a central vertical cross-section on Fig. 1. Fig. 3 is a detailed sectional view of the sliding sectional support for the bracket-arm.

My invention is adapted to be used either with a roll top or with a flat top desk. For convenience of illustration I have shown it as attached to the latter form of desk. In Fig. 1, I have shown a desk containing one tier of drawers at the right hand side. Of course more could be added or the drawers could be dispensed with if desired.

A represents the legs of the desk; B, the table; C, the end of the desk, and D the tier of drawers.

E represents a shelf forming the base of the type-writer compartment.

F represents a roll cover sliding in grooves *a*, for closing the compartment.

b represents a notch with which the catch in the cover engages. The form of cover is not material but I prefer the roll top cover.

I represents a type-writer support and it has a shelf attached to a bracket adapted to be folded back into the compartment as shown in dotted lines Fig. 1, or brought out into the side and elevated into position for use.

It is necessary in order to utilize a desk and its compartment in which to inclose a type-writer, that the type-writer be lowered so as to move back readily into the type-writer compartment under the table and then to be brought out and elevated to the desired height for use, at one side of and below the

table of the desk. To accomplish this I preferably employ the following mechanism.

K represents a shaft supported on bearings *c, d*.

L represents a swinging bracket arm. It is provided with ears *i* which are secured to the shaft K.

M represents a series of catches attached to the inside of the desk leg. The under side of the arm is provided with a rib *m* which engages with these catches and holds the type-writer support firmly in the elevated position.

In order that the bracket arm L may be raised and lowered easily upon the shaft K, I provide antifrictional rollers *h* which journal in the ears *i* and bear against each side of the shaft K so that the bracket arm L can be easily raised and lowered.

By providing a type-writer support and a compartment under the desk, many advantages are obtained. The type-writer is put away without interference with the desk space and thus avoids the necessity of lids and hinges in the desk itself, so that it can be brought into use or folded back without any interference with the parts of the desk designed for other uses. Second, the type-writer is in such relation to the desk that the operator can lay his manuscript on the desk in a position convenient for use.

I claim—

1. The combination with a desk having a type writer compartment underneath the table and means for closing the front of said compartment, of a vertical shaft mounted in bearings at one side of said compartment, a laterally swinging rigid bracket arm journaled on said shaft and vertically adjustable thereon, a type writer support mounted on the free end of said bracket, and means for holding said support in juxtaposition to the table, substantially as described.

2. The combination with a desk having a compartment beneath its top for the reception of a type writer, of a vertically adjustable front opening and closing said compartment below the top of the desk, a vertical shaft mounted in bearings in said compartment, a laterally swinging bracket arm journaled upon said shaft and vertically adjustable thereon, a shaft carried by said arm, and a toothed bar attached to the side of the desk

and adapted to be engaged by the bracket arm to support the same, substantially as described.

3. The combination with a desk having a
5 compartment beneath its top for the reception
of a type writer, of a vertically adjustable
front for opening and closing said compartment below the top of the desk, a vertical shaft
mounted in bearings in said compartment, a
10 bracket arm provided with ears carrying anti-
friction rollers journaled on said shaft, a shelf

carried by said bracket arm, and a toothed bar
attached to one side of the desk and adapted
to be engaged by the bracket arm to support
the same.

In testimony whereof I have hereunto set
my hand.

15

OLIVER B. ROWLETT.

Witnesses:

I. C. DOAN,
NATHAN S. LAMAR.