

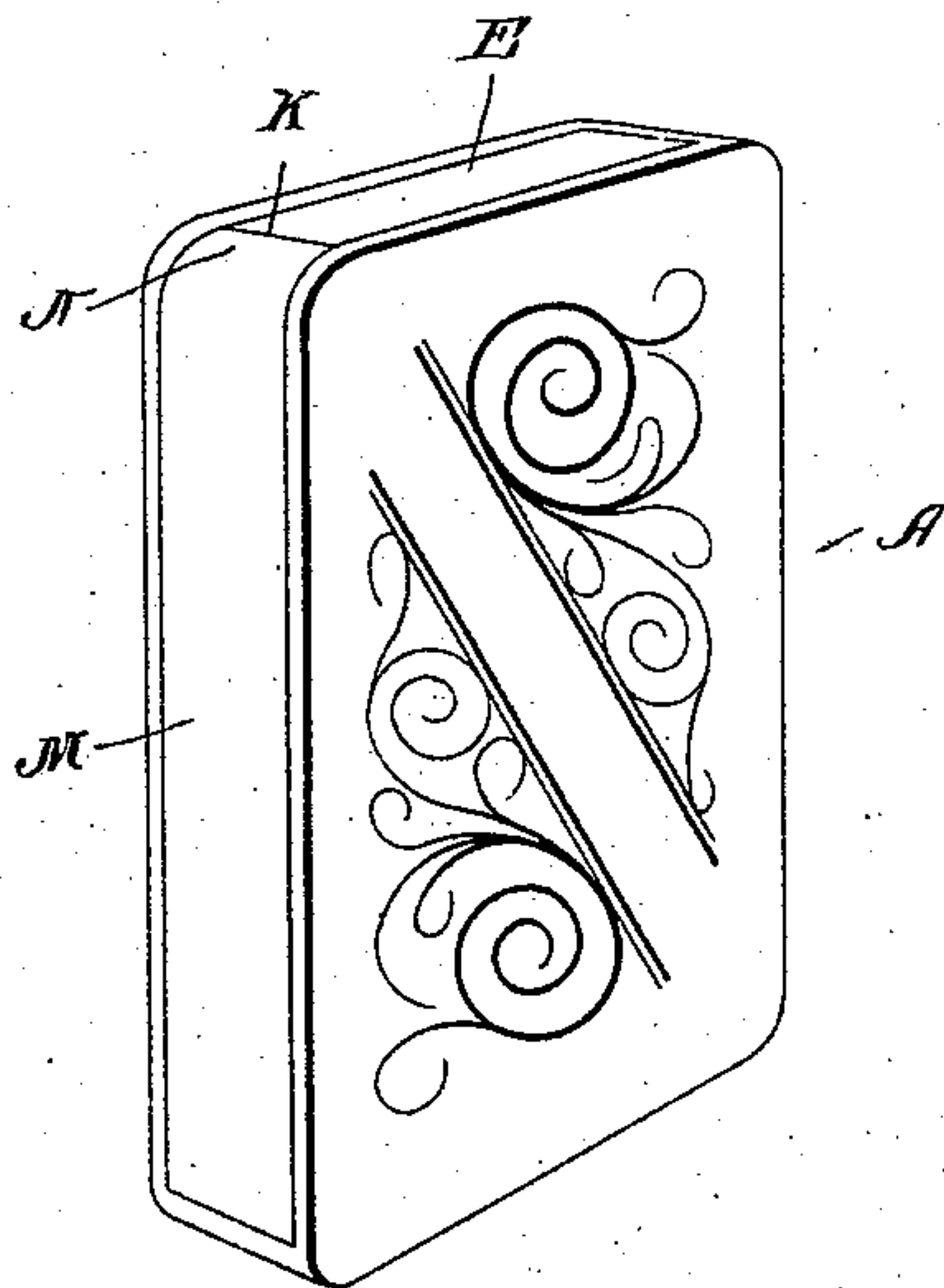
(No Model.)

J. HEISSENBERGER.  
MATCH BOX.

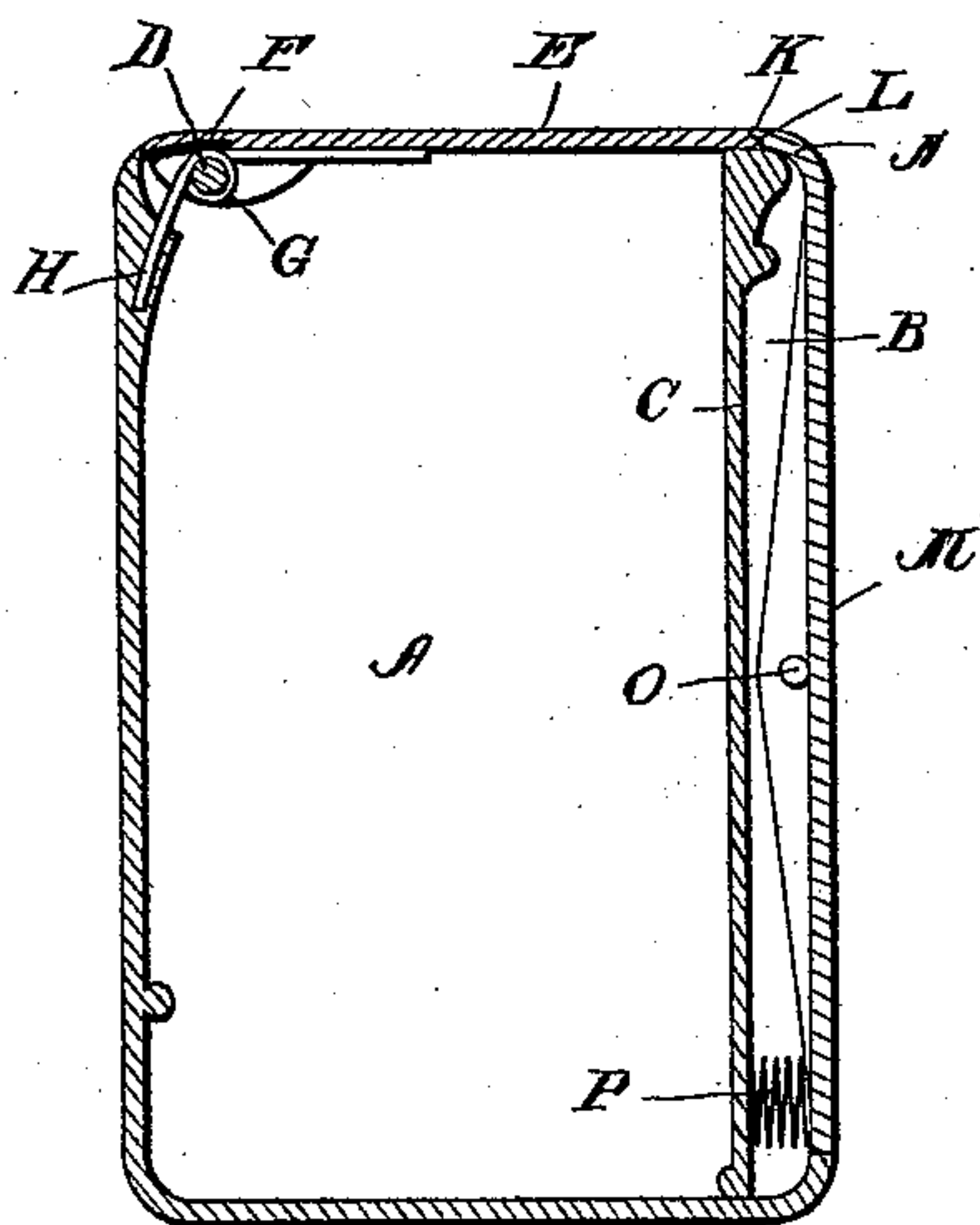
No. 540,440.

Patented June 4, 1895.

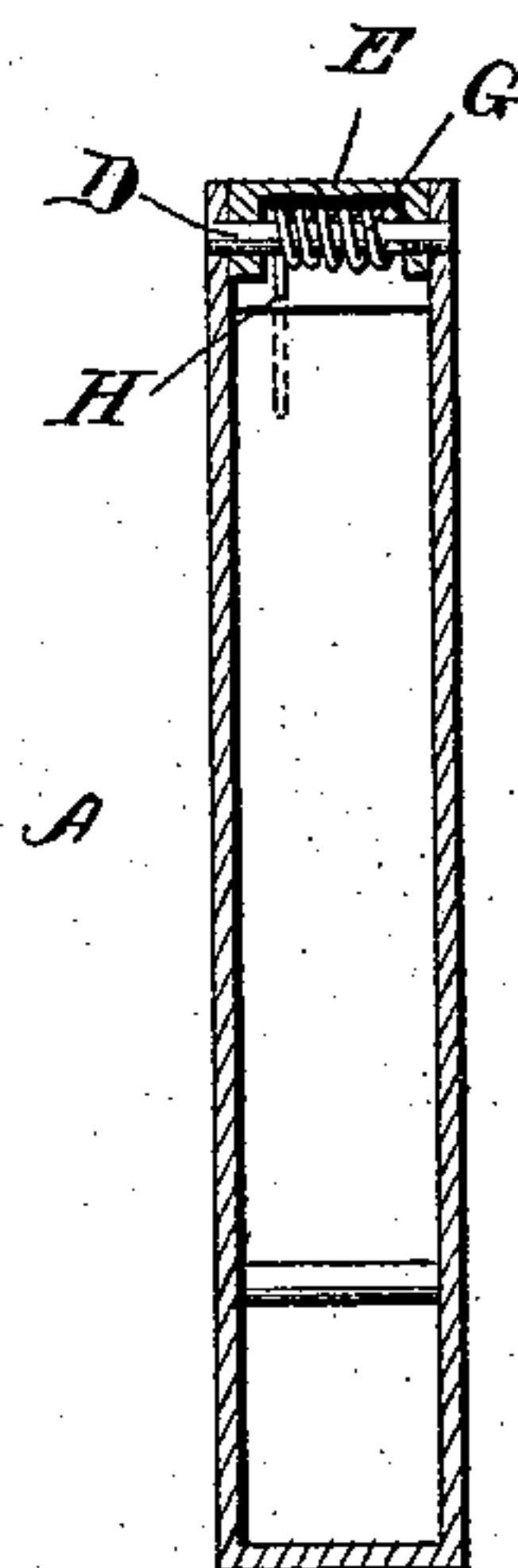
*Fig. 1.*



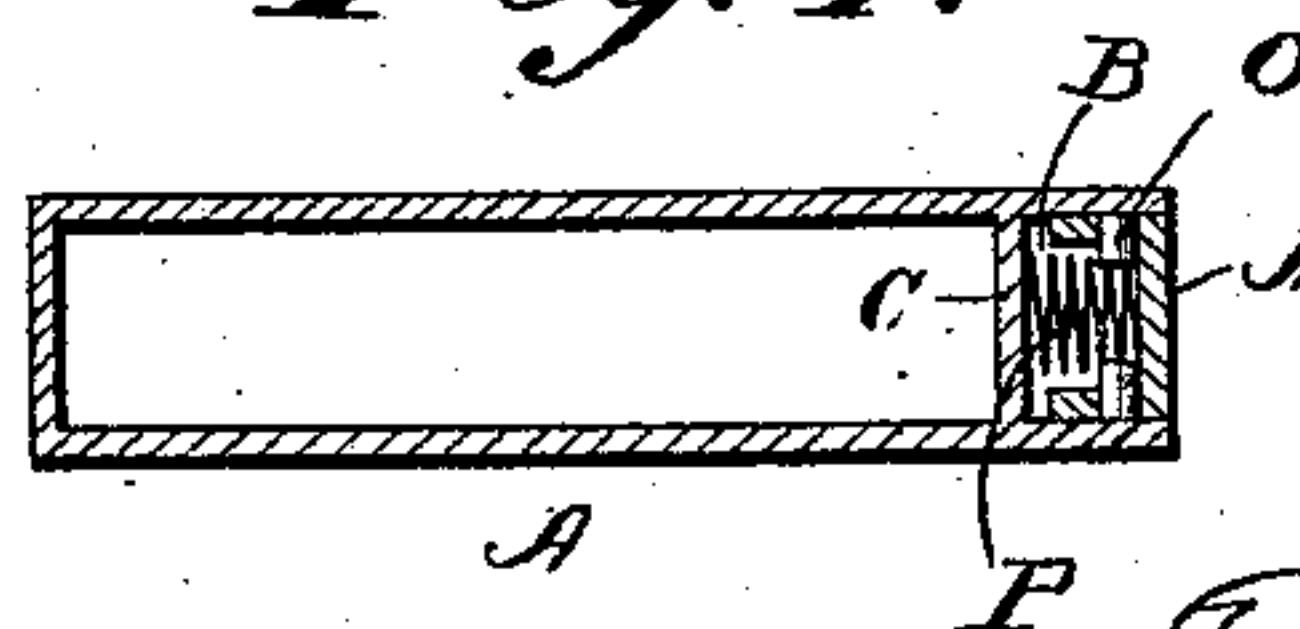
*Fig. 2.*



*Fig. 3.*



*Fig. 4.*



Attest.  
D. P. Moore.  
H. R. Blanchard.

John Heissenberger.  
Inventor.  
By D. P. Moore.  
Atty.

# UNITED STATES PATENT OFFICE.

JOHN HEISSENBERGER, OF NASHUA, NEW HAMPSHIRE.

## MATCH-BOX.

SPECIFICATION forming part of Letters Patent No. 540,440, dated June 4, 1895.

Application filed November 2, 1894. Serial No. 527,738. (No model.)

*To all whom it may concern:*

Be it known that I, JOHN HEISSENBERGER, a citizen of the United States, residing at Nashua, in the county of Hillsborough and State of New Hampshire, have invented certain new and useful Improvements in Match-Boxes; and I do declare the following to be a full, clear, and exact description of the invention, such as will enable others skilled in the art to which it appertains to make and use the same, reference being had to the accompanying drawings, and to the letters of reference marked thereon, which form a part of this specification.

My invention relates to improvements in match boxes or cases—that is to say, a case or box to be carried in the pocket for matches, although it may be used for cartickets, stamps or for similar purposes.

The object of my invention is the provision of an ornamental and attractive box which will occupy but little space and which will be entirely efficient and useful for the intended purposes.

The invention consists of a match box or case embodying novel features of construction and combination of parts substantially as disclosed herein.

Figure 1 represents a perspective view of the box or case to show its general outline or contour. Fig. 2 represents a vertical central sectional view thereof. Fig. 3 represents a transverse sectional view thereof, and Fig. 4 represents a detail sectional view of the spring for the lid and its relative connections.

The box or case A is preferably made of metal of the desired kind and is of flat oblong shape, having at one edge the channel B, formed by the wall C, which channel extends to the mouth of the box. In the mouth of the box I place the pintle or rod D, upon which is mounted the lid or cover E, said lid having the recess F, in which is received the spring G, which is coiled around the pintle and has one end connected or bearing against the wall of the box at H, and the other end exerting its tension against the under side of the lid E, which as is evident forces the lid upward. The free edge of the lid or rather the end thereof is formed with the notch K, which is provided with the inclined wall L,

adapted to engage the upper end of the pivoted lever M. This pivoted lever M, is formed with the tongue N, which engages the notch of the lid and is pivoted at O, in the channel of the box and has the lower end forced outward by the spring P, which is arranged in the channel and bears outward against the lower end of the flat pivoted lever, and it will be seen that when the lower end of the lever is pressed in by the application of pressure upon said end the upper end is moved away from engagement with the lid and the spring causes the lid to fly up or raise and access to the contents may be had.

It will thus be seen that I provide a box or case which is of simple, durable and inexpensive construction and which can be easily carried in the pocket and which is a useful and desirable article.

I claim—

1. A match box or case having the hinged spring actuated lid or cover and the spring actuated lever pivoted centrally in one side of the box and having one end serving as a handle to be pressed by the hand and the other end adapted to engage the free end of the cover for securing said cover, in the manner described.

2. A match box or case having the hinged spring actuated lid or cover formed with the notch in the end, the channel in one edge thereof, the lever pivoted in said channel and having the tongue for engaging the notch, and the spring arranged in the channel and engaging the lower end of the lever to force the tongue into engagement with the notch of the lid or cover, in the manner described.

3. The match box having the hinged cover, and provided with a channel in one edge, a lever pivoted centrally in said channel and having the upper end constructed to engage the hinged cover and the lower end adapted to be pressed inward, and a spring bearing against the lower end to force the upper end of the lever inward.

In testimony whereof I affix my signature in presence of two witnesses.

JOHN HEISSENBERGER.

Witnesses:

WILLARD L. REACE,  
SAMUEL P. POLAND.