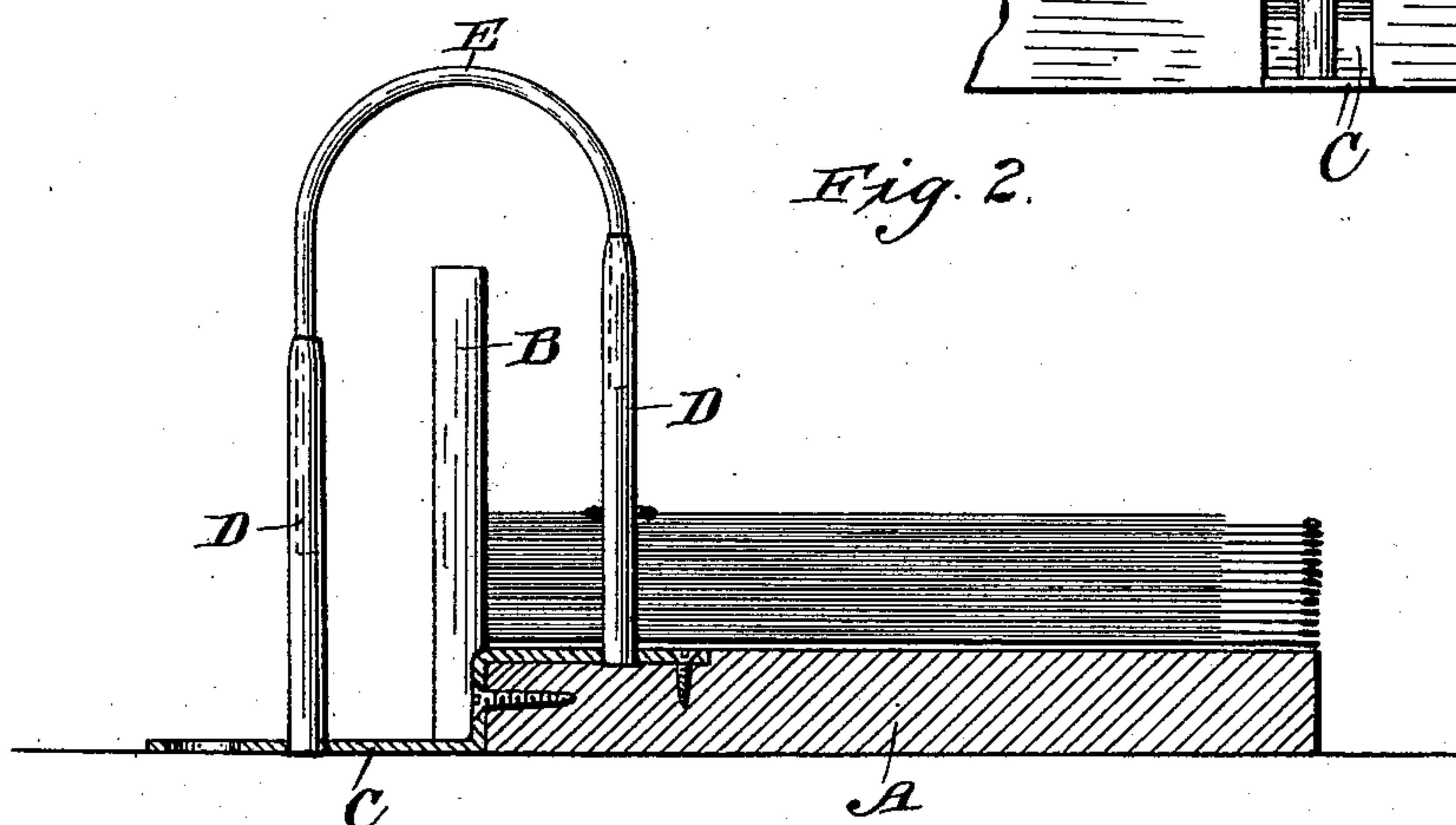
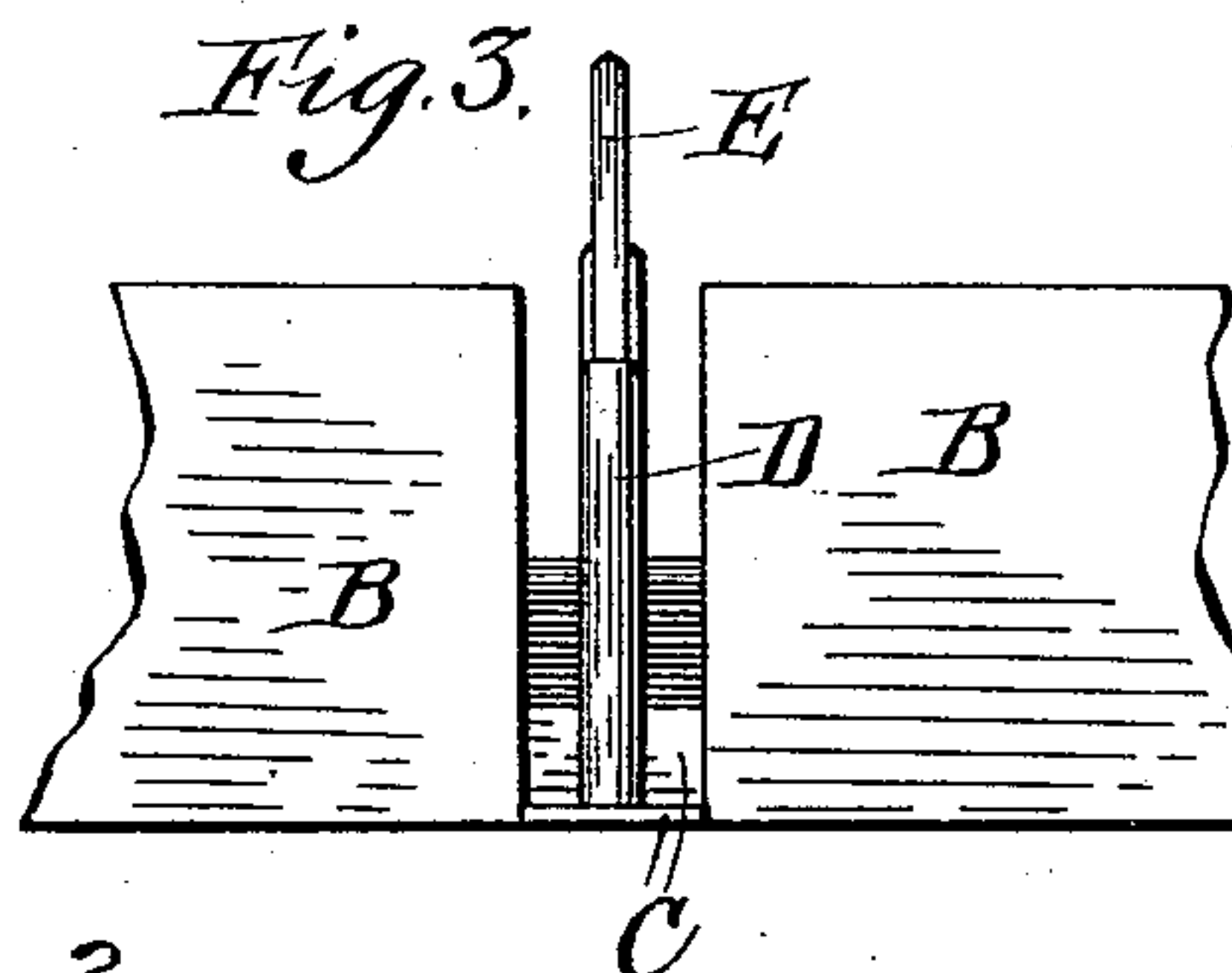
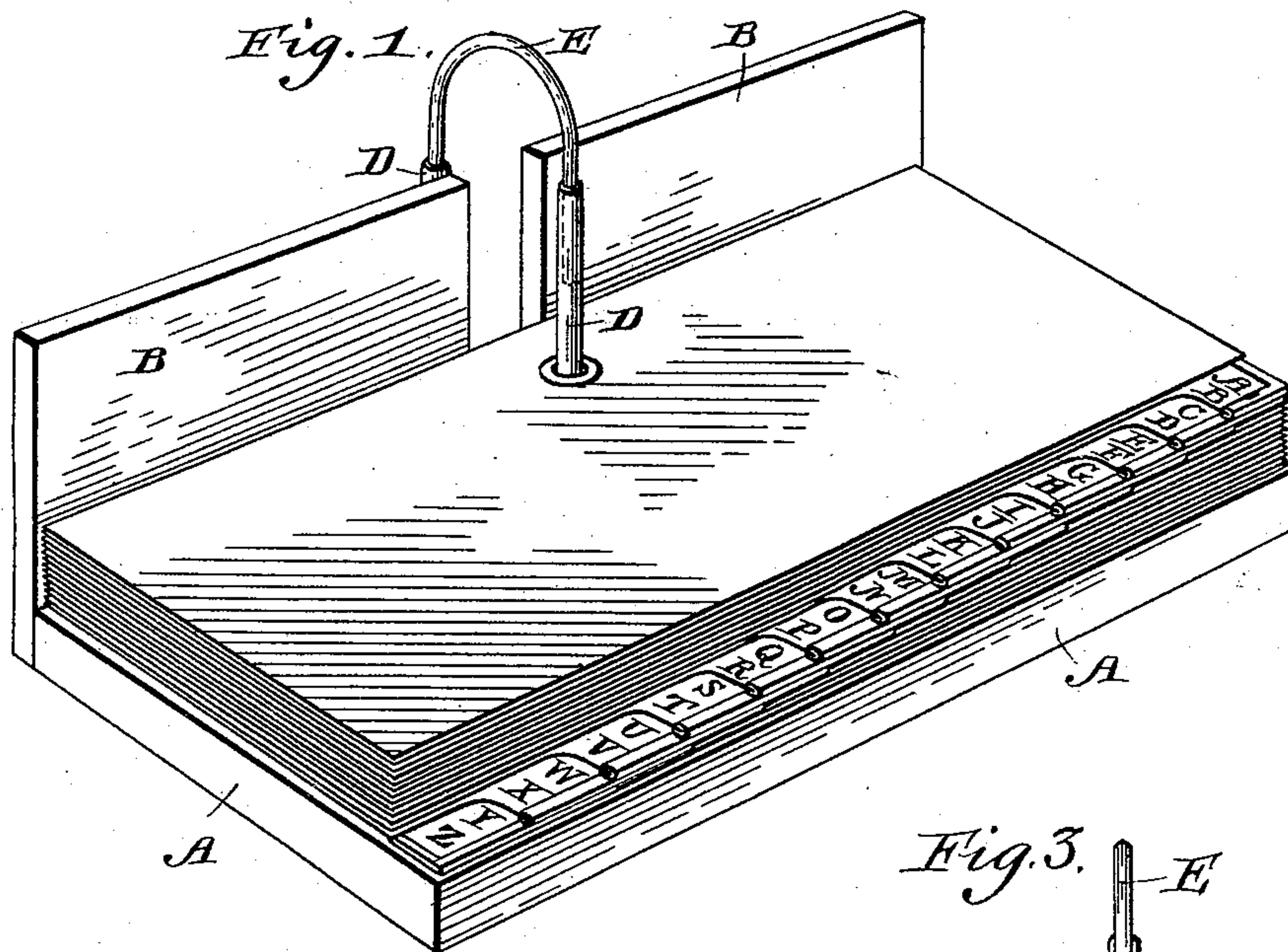


(No Model.)

A. H. SWANK.
BILL FILE.

No. 533,972.

Patented Feb. 12, 1895.



Witnesses
G. J. H. H. H.
H. H. H.

Inventor
Arthur H. Swank
J. F. Johnson by
his Attorney

UNITED STATES PATENT OFFICE.

ARTHUR H. SWANK, OF FREMONT, OHIO.

BILL-FILE.

SPECIFICATION forming part of Letters Patent No. 533,972, dated February 12, 1895.

Application filed September 13, 1894. Serial No. 522,879. (No model.)

To all whom it may concern:

Be it known that I, ARTHUR H. SWANK, a citizen of the United States, residing at Fremont, in the county of Sandusky and State of Ohio, have invented certain new and useful Improvements in Bill-Files; and I do declare the following to be a full, clear, and exact description of the invention, such as will enable others skilled in the art to which it appertains to make and use the same, reference being had to the accompanying drawings, and to the letters of reference marked thereon, which form a part of this specification.

My invention relates to improvements in bill files, and has for its object the provision of a handy, compact and reliable file or holder for bills, receipts, indices, and similar purposes.

The invention consists essentially in a base board and a three part retaining device or bow.

The invention relates further, and consists in the novel construction and arrangement of the several parts hereinafter described, illustrated in the drawings and more particularly pointed out in the claim hereunto appended.

In the drawings, Figure 1 is a perspective view of the device, and Fig. 2 is a section on the line $x-x$, Fig. 1. Fig. 3 is a rear view of the file holder, parts broken away.

Like letters indicate corresponding parts in all the figures.

Referring to the drawings by letter, A represents the base board of the file holder, and B a suitable back or edge therefor, against which the bills or index cards abut for the purpose of holding them in proper position for ready access, the index letters on the said index cards being always exposed to view.

C is a bracket of iron or other suitable material, and is secured upon the base board A about midway thereof, and passes through a slot or opening in the back or edge B, is bent to shape, as shown, and is provided on its free end with means for hanging-up, or otherwise securing it in an exposed place.

Secured on the bracket C, one on each side of the back or edge, are hollow posts D.

E is a wire staple the ends of which fit and slide in the hollow posts D, forming, practically, a continuous bow or holder upon which the files or indices may be run or placed at pleasure. The wire staple is slightly sprung so that it will fit securely and snugly in the hollow posts D and remain therein until deliberately withdrawn.

Having described my invention, what I claim, and desire to secure by Letters Patent of the United States, is—

A file or bill holder consisting of a base board A, a back or edge B secured thereto, a bracket C secured to said base board A and passing through a slot or opening in the back or edge B, the said bracket being bent to shape and provided with an opening in the end thereof, the hollow posts D, one secured on each side of the back or edge B upon the bracket C, and the spring staple adapted to fit and slide in the said hollow posts, or to be wholly withdrawn therefrom, all constructed and arranged in the manner and for the purpose set forth.

In testimony whereof I affix my signature in presence of two witnesses.

ARTHUR H. SWANK.

Witnesses:

THOMAS MCSHEEHY,
JOHN KEEFE.