

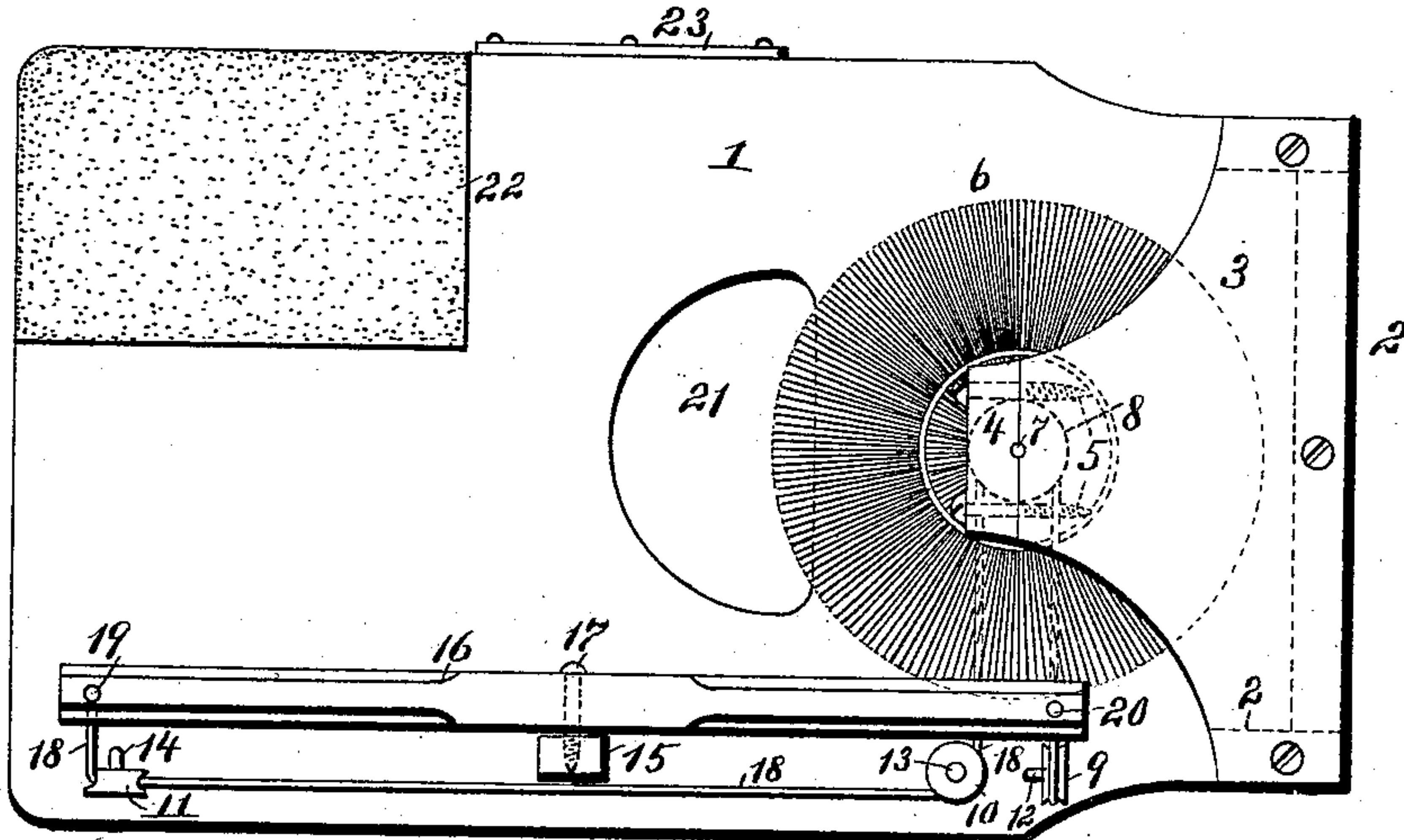
(No Model.)

E. B. WINTERS.  
BOOT OR SHOE CLEANER.

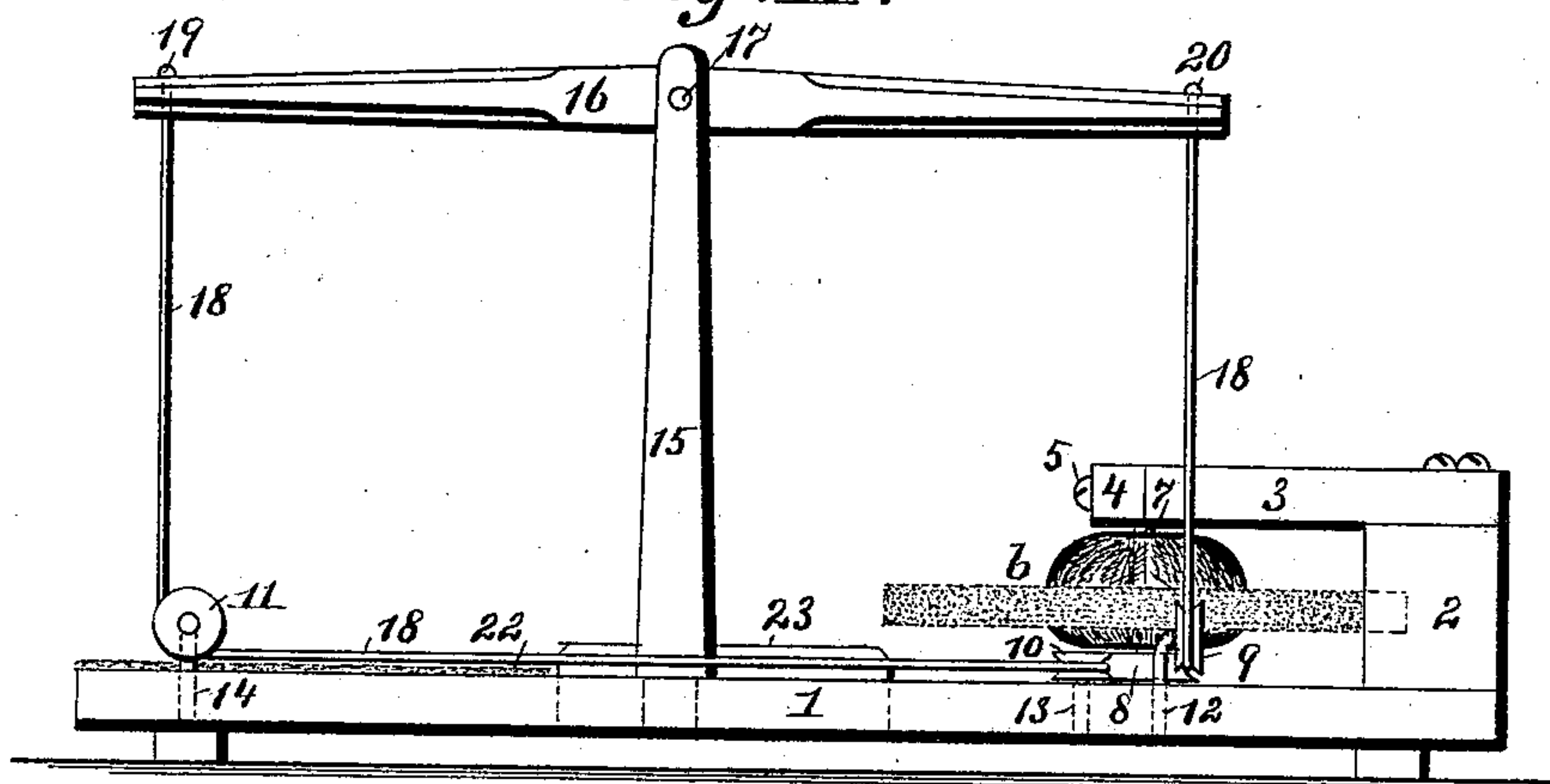
No. 532,620.

Patented Jan. 15, 1895.

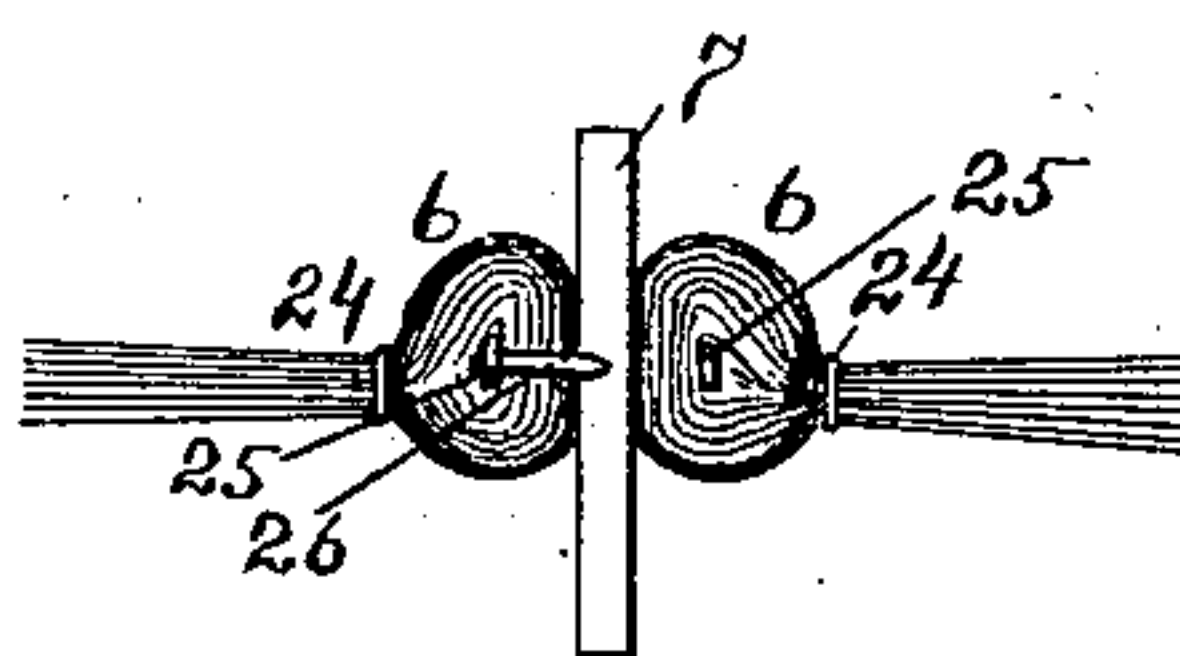
*Fig. I.*



*Fig. II.*



*Fig. III.*



Witnesses:  
F. G. Fischer  
May Diebold

Inventor:  
E. B. Winters  
By Knight Bros.  
Atty's.

# UNITED STATES PATENT OFFICE.

EDWARD B. WINTERS, OF COFFEYVILLE, KANSAS.

## BOOT OR SHOE CLEANER.

SPECIFICATION forming part of Letters Patent No. 532,620, dated January 15, 1895.

Application filed March 20, 1894. Serial No. 504,448. (No model.)

*To all whom it may concern:*

Be it known that I, EDWARD B. WINTERS, a citizen of the United States, residing at Coffeyville, in the county of Montgomery and State of Kansas, have invented certain new and useful Improvements in Boot or Shoe Cleaners, of which the following is a full, clear, and exact description, reference being had to the accompanying drawings, which form a part of this specification.

My invention relates to certain new and useful improvements in boot and shoe cleaners; and my invention consists in certain features of novelty hereinafter described and set forth in the claim.

Figure I, is a top view of my improved boot and shoe cleaner. Fig. II, is a side view of the same, and Fig. III, is a detail view showing the construction of the broom.

Similar numerals refer to similar parts throughout the several views.

1 represents the base on which the several parts of the device are supported.

2 represents a block set on the base and supporting the cap 3.

4 represents a plate secured to the cap by means of the screws 5 and forming one of the bearings of the shaft 7 which carries the brush 6, the other bearing of the shaft being in the plate 1.

8 represents a grooved pulley secured on the shaft 7, and 9, 10 and 11 are loose pulleys carried by the posts 12, 13 and 14 set in the base 1.

15 represents an upright set in the base 1 and carrying the reciprocating lever or walking beam 16 which is pivoted near the top of the post at 17.

18 represents a cord or chain or other suitable device secured at its ends to the ends of the lever 19 and 20 and passing around the pulley 8 on the broom shaft and under the loose pulleys whereby by the operation of the

lever the broom is caused to revolve with its shaft.

21 represents an opening in the base adjacent to the broom for the insertion of the heel of the boot or shoe for cleaning the bottom thereof; 22, a mat secured to the base, and 23 is a scraper of ordinary form secured to the side of the base.

The construction of the broom as shown in Fig. III, is as follows:—The material of the broom 6 is secured at its middle to the shaft 7 by means of the belt or strap 25 which passes around the material and is secured to the shaft 7 by means of the nail or pin 26. The material is then bent back upon itself and stitched with thread or wire as shown at 24.

To operate my device the individual stands upon the base and places his foot in juxtaposition with the broom on either side thereof when by operating the lever the broom is caused to revolve and the boot or shoe thoroughly and easily cleaned.

When the broom becomes worn it may be replaced and a new one inserted by removing section 4 of the cap.

Having thus fully described my improvements, what I claim as my invention, and desire to secure by Letters Patent, is—

A boot and shoe cleaner consisting of a frame, a broom carried by a shaft and adapted to revolve in the frame, a pulley secured on the shaft, and a lever fulcrumed on the post and a cord secured to the ends of the lever passing under intermediate, loose pulleys and around the pulleys on the broom shaft by which the broom is caused to revolve by operating the lever, substantially as shown and for the purposes set forth.

EDWARD B. WINTERS.

Witnesses:

CHAS. T. CARPENTER,  
C. M. BALL.