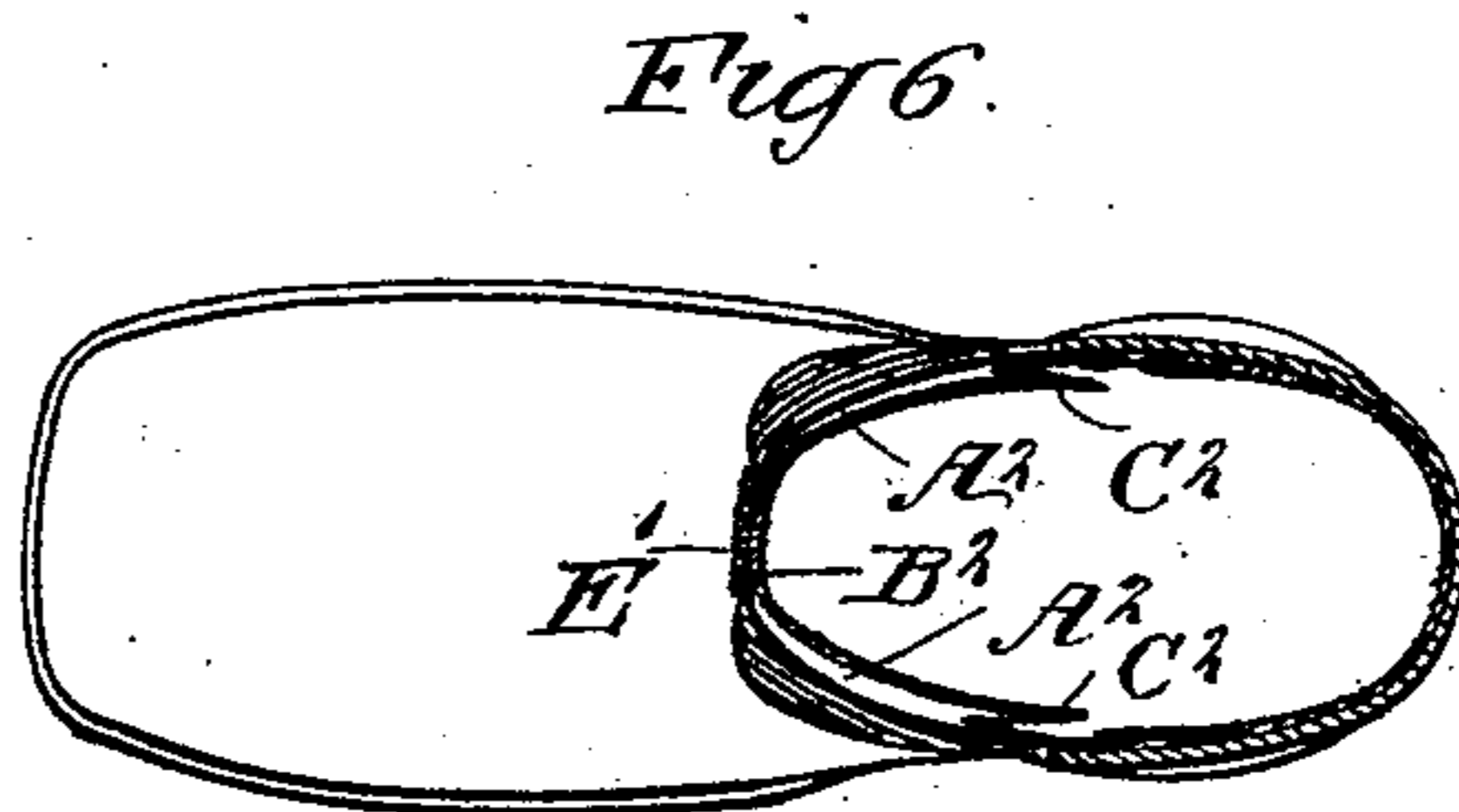
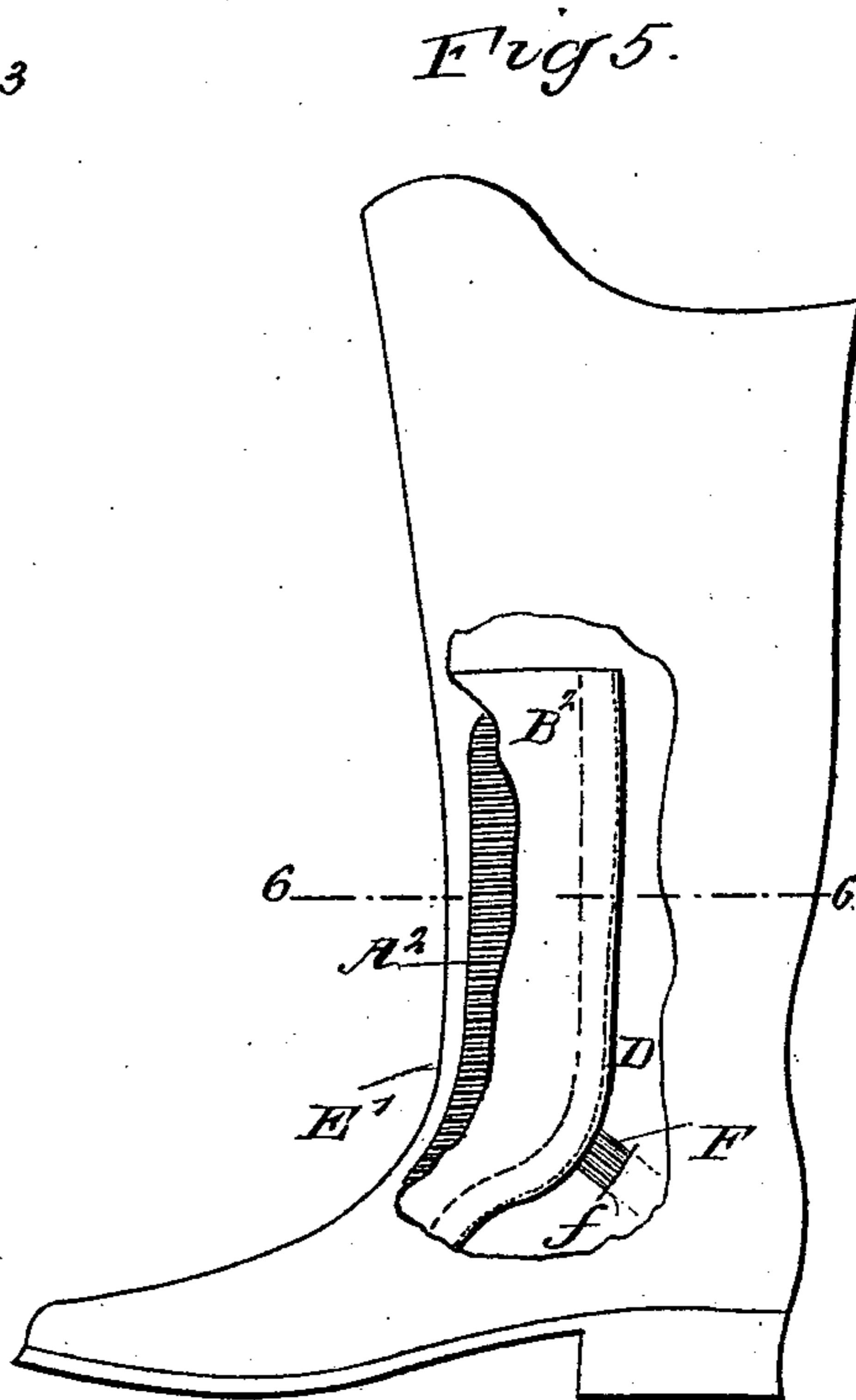
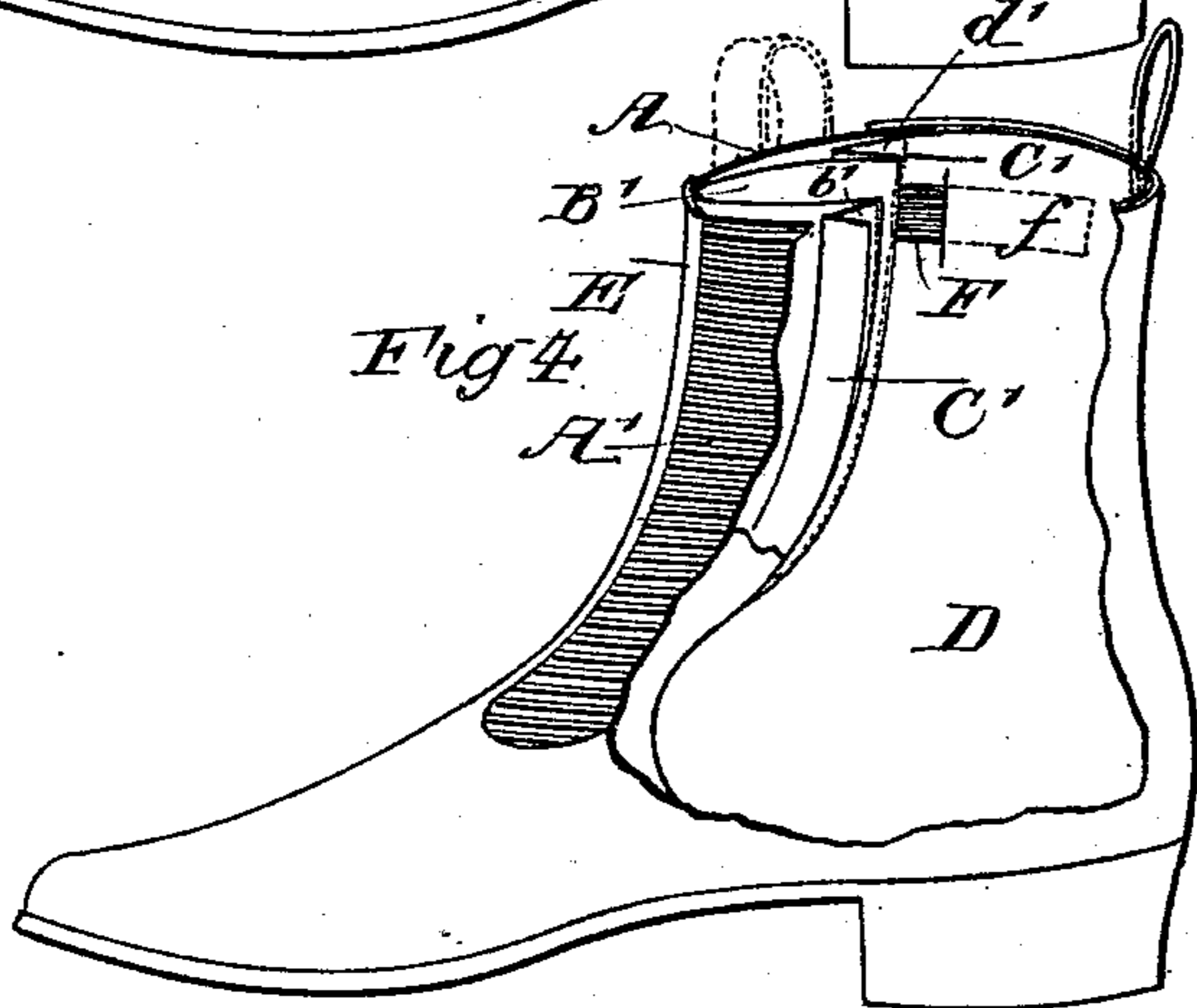
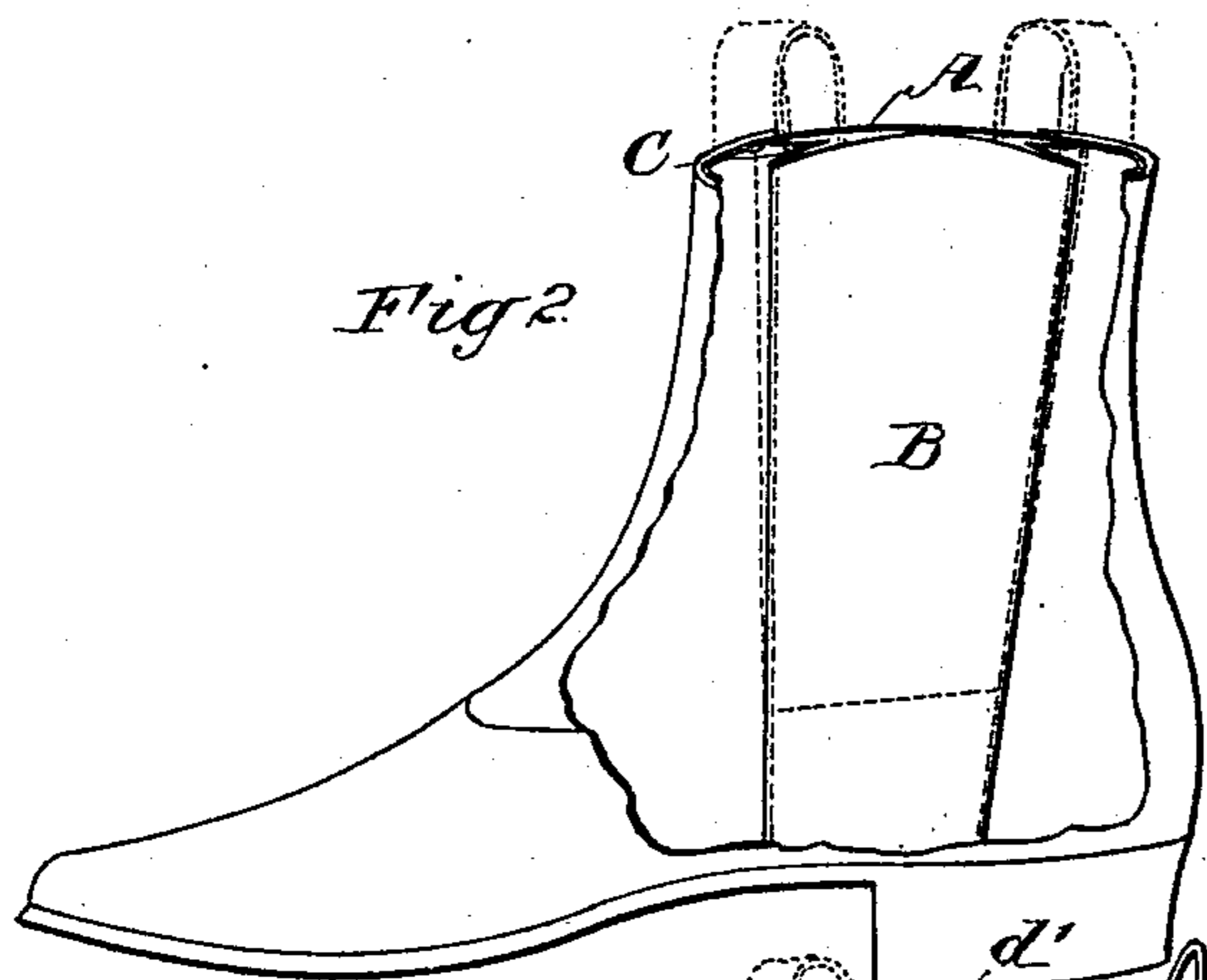
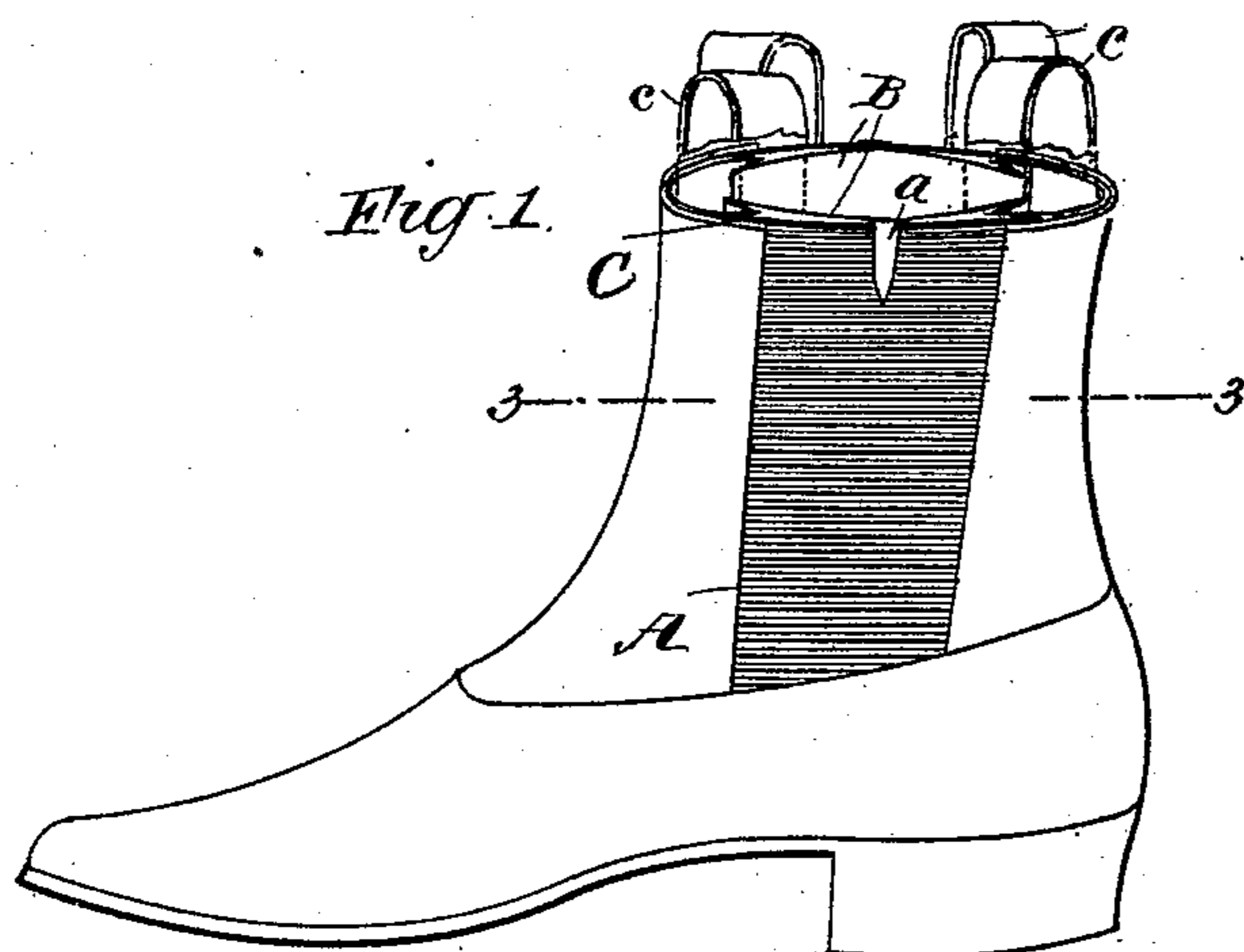


(No Model.)


T. F. MARSHALL.
SHOE.

No. 528,784.

Patented Nov. 6, 1894.



WITNESSES:
Paul J. Hobbs
C. Sedgwick



INVENTOR
T. F. Marshall
BY *Munn & Co*
ATTORNEYS.

UNITED STATES PATENT OFFICE.

THOMAS F. MARSHALL, OF OAKLAND, CALIFORNIA.

SHOE.

SPECIFICATION forming part of Letters Patent No. 528,784, dated November 6, 1894.

Application filed August 11, 1893. Serial No. 482,883. (No model.)

To all whom it may concern:

Be it known that I, THOMAS F. MARSHALL, a subject of the Queen of Great Britain, residing at Oakland, in the county of Alameda and State of California, have invented certain new and useful Improvements in Boots and Shoes, of which the following is a full, clear, and exact description.

The object of my invention is to provide an improved lining for the elastic gores of boots or shoes and to this end the invention consists in the novel construction hereinafter particularly described and defined in the claims.

Reference is to be had to the accompanying drawings, forming a part of this specification, in which similar letters of reference indicate corresponding parts in all the figures.

Figure 1 is a perspective view of a side gored shoe having my water-tight improvements. Fig. 2 is a similar view thereof, with parts broken out to better show the improved water-tight lining for the gore. Fig. 3 is a cross section through one side of the shoe, as indicated by line 3—3 in Fig. 1. Fig. 4 is a perspective view of a shoe having the elastic gores at the front, parts being broken away. Fig. 5 is a side elevation of a boot fitted with elastic gores having my improved water-tight lining, parts being broken away; and Fig. 6 is a horizontal section taken on the line 6—6 in Fig. 5.

Heretofore the necessity of making linings of elastic gores yielding has prevented the production of a yielding lining that also would be water-tight. In my improvement, the lining is both yielding and water-tight, and presents as well a substantially smooth surface to the foot.

In the shoe shown in Figs. 1, 2 and 3, the elastic gores A are secured in the upper at the sides, and my improved lining B covers the same, at the inside, its side edges normally extending about to the side edges of the gore. The side edges of the lining B are united to the upper, or to the lining thereof, by a bellows or accordion connection C. Thus in the arrangement shown the forward edges *d* of the lining D, at the back of the upper, are continued beneath the lining B, between the same and the elastic gore A, and each edge thus continued is united to the

lining B by a return strip *b*, the latter and the forward edge of the lining D forming the bellows fold or accordion fold as shown. The elastic goring normally acts to maintain the bellows fold beneath the lining B, but it will be seen that upon the elastic being distended by the insertion of the foot, the lining will yield correspondingly and will present the while a substantially smooth surface to the foot.

The lining B and elastic A are preferably united at the top at the center, by a small strip *a* of leather, which is sewed to both. In this form of shoe, I also prefer to provide four tug straps *c*, two front and two rear, as shown.

In the form of shoe shown in Fig. 4, the elastic gores A', are at the front, one at each side of the central strip E of the upper, and a single lining B' is provided, that is, one having one bellows fold C' for each elastic gore, the said folds being at the side edges of the lining B', at the rear side edges of the elastic gores, and the lining is stitched at the center to the central strip E. The bellows folds preferably are formed the same as in the form first described, by the forward edges *d'*, of the main lining and by the additional strips *b'*, corresponding to the strips *b*.

In the manufacture of boots embodying my invention, two elastic gores A², A², are let into the boot, one at each side of the instep, and my improved lining B², is secured at its center by stitching to the strip E', which intervenes the gores. The outer side edges of the lining B² are formed with bellows folds C², in the same manner as described in connection with Fig. 4, and at its lower end it follows the lines of the instep, and preferably is fastened to form the complete lining of the front of the upper, or it may be joined to the upper lining.

In the forms shown in Figs. 4 and 5 an additional means of maintaining the bellows fold in position is provided consisting of an elastic strip F, secured at its forward end to the lining B', B², adjacent to the bellows fold, and at its opposite end to the lining D as at *f*.

In all cases it will be seen a lining is provided that will possess the water tight properties desired, while at the same time it is

laterally extensible and will yield readily and permit the distension of the gore, and by means of the invention a proper fit at the ankle may be obtained without affecting the
5 water tight feature.

Having thus fully described my invention, I claim as new and desire to secure by Letters Patent—

1. A boot or shoe having an elastic gore, a
10 water-tight lining for the gore and a bellows fold connecting the edges of the lining with the boot or shoe, the members of the bellows fold lying normally beneath the lining and

meeting at an angle to lie substantially flat on each other, and covered and concealed by 15 said lining, substantially as described.

2. A boot or shoe having an elastic gore, and a water-tight lining connected with the shoe by a bellows connection, and elastic strips forming an additional connection be- 20 tween the said lining and the shoe, substantially as described.

THOMAS F. MARSHALL.

Witnesses:

FRANCIS MCALLISTER,
DAVID BERWICK.