

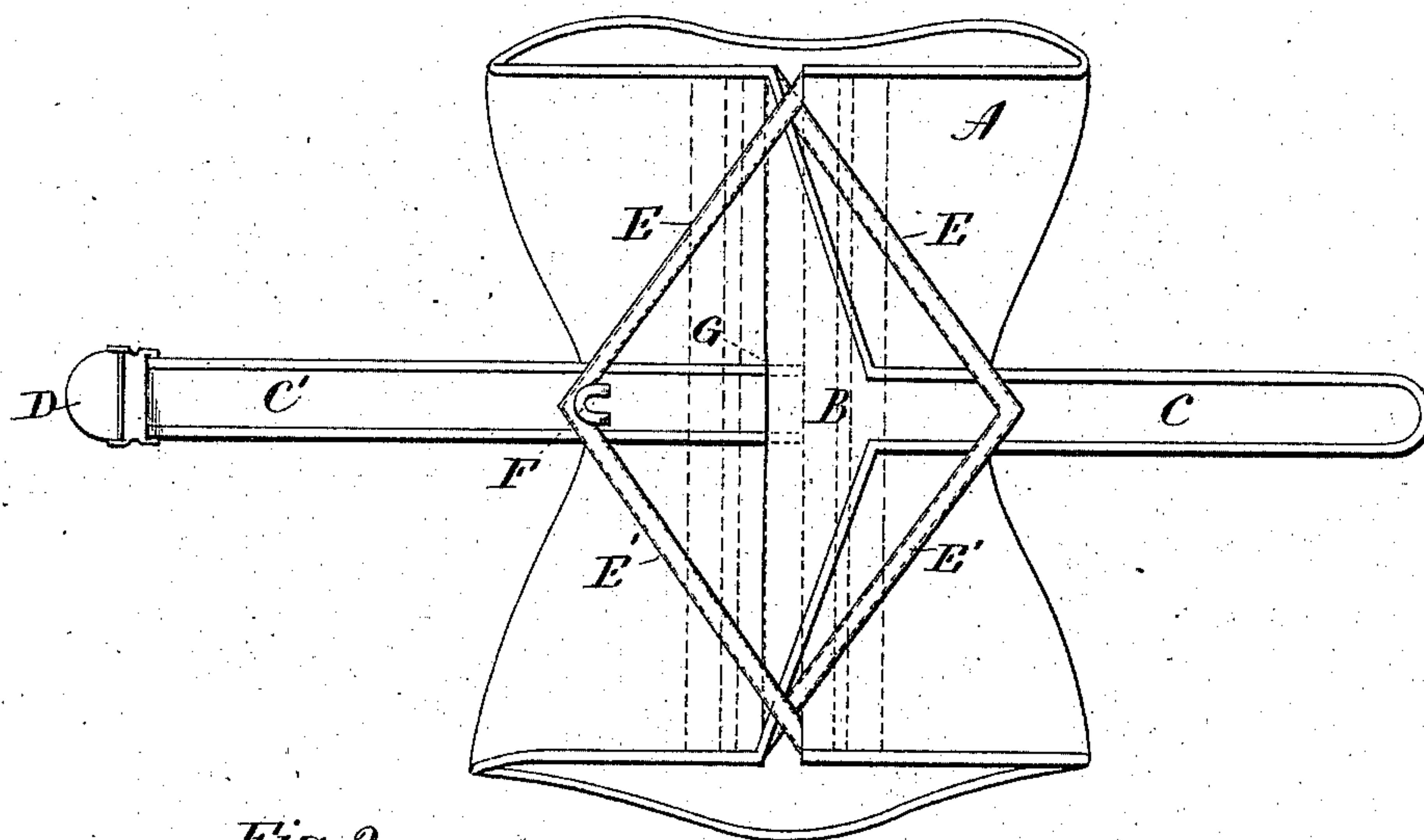
(No Model.)

J. C. ANDREWS.  
CORSET.

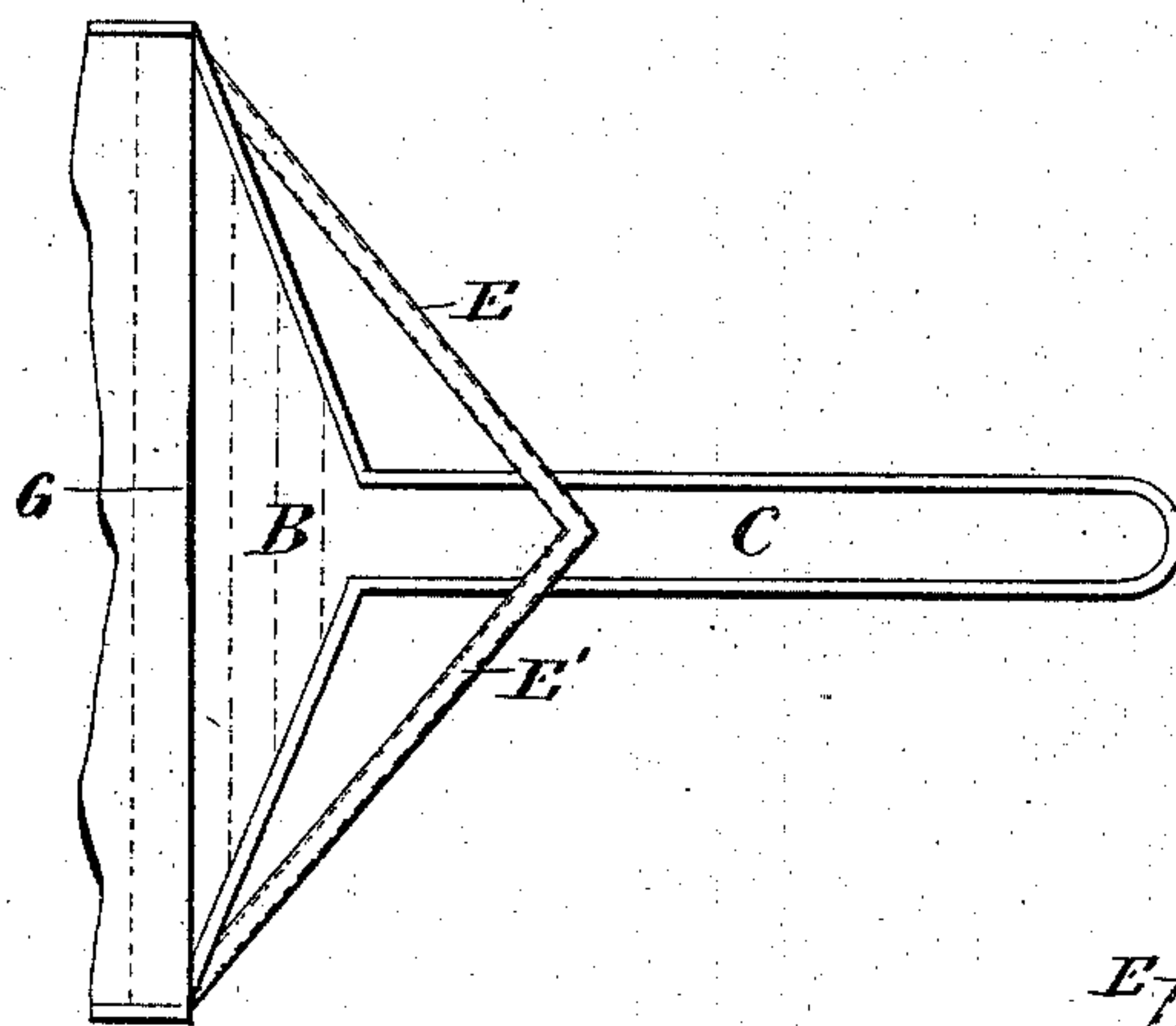
No. 528,064.

Patented Oct. 23, 1894.

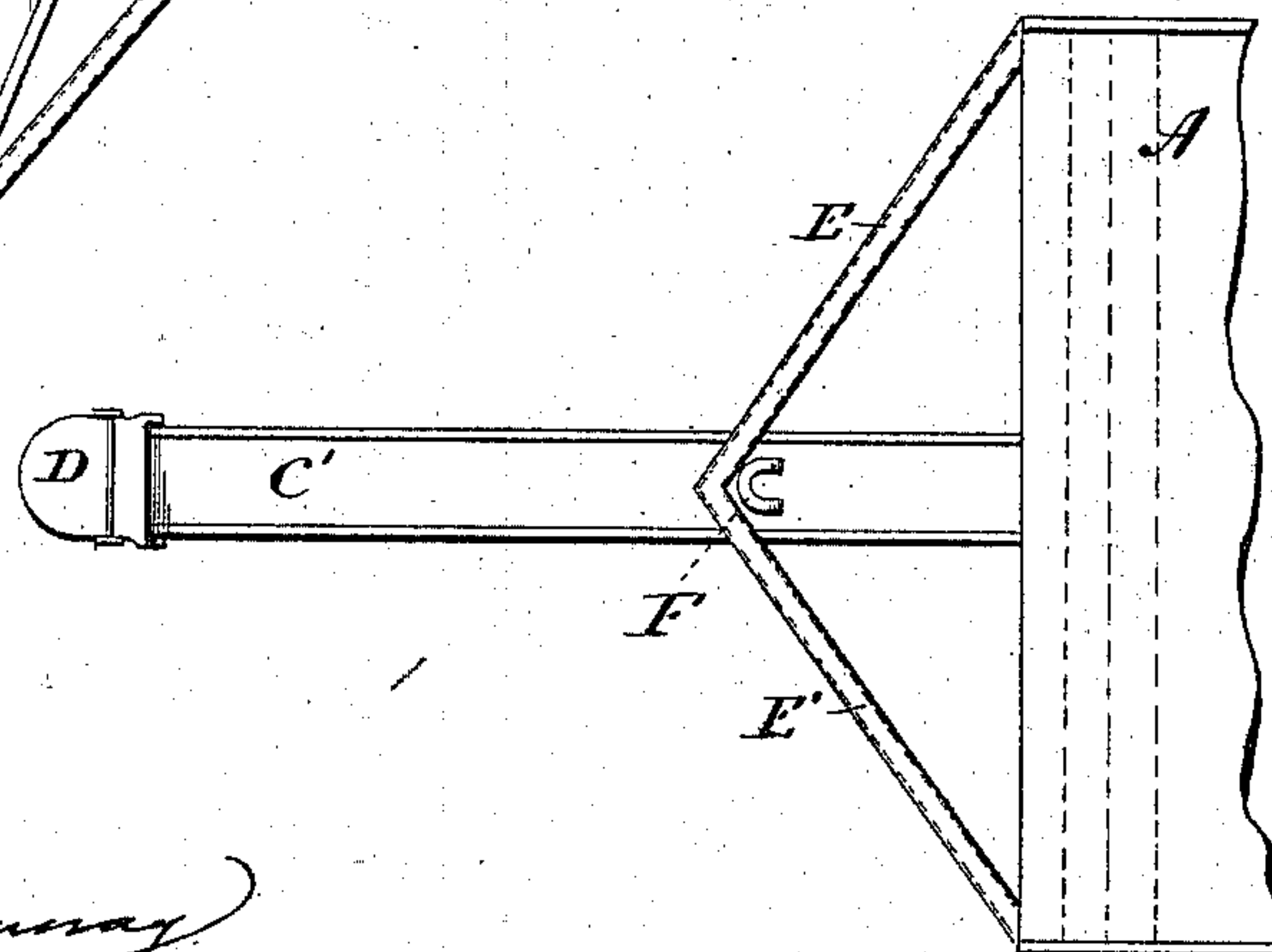
*Fig 1*



*Fig 2*



*Fig 3*



Witnesses:  
J. H. Shumway  
Lillian D. Kelsey

James C. Andrews.  
Inventor  
By  
Carle & Seymour



# UNITED STATES PATENT OFFICE.

JAMES C. ANDREWS, OF NEW HAVEN, ASSIGNOR, BY DIRECT AND MESNE ASSIGNMENTS, TO GEORGE D. NICHOLS, OF NEW CANAAN, CONNECTICUT.

## CORSET.

SPECIFICATION forming part of Letters Patent No. 528,064, dated October 23, 1894.

Application filed October 23, 1893. Serial No. 438,874. (No model.)

*To all whom it may concern:*

Be it known that I, JAMES C. ANDREWS, of New Haven, in the county of New Haven and State of Connecticut, have invented a new  
5 Improvement in Corsets; and I do hereby declare the following, when taken in connection with accompanying drawings and the letters of reference marked thereon, to be a full, clear, and exact description of the same,  
10 and which said drawings constitute part of this specification, and represent, in—

Figure 1, a view in rear elevation of a corset constructed in accordance with my invention, with the fastening and draw straps  
15 extended in line after the ends of the corset have been brought together as in use; Fig. 2, a broken view of the flap-end of the corset; Fig. 3, a similar view of the other end thereof.

My invention relates to an improvement  
20 in that class of corsets or waists which are open only in the back, and which are formed in a continuous or single piece, provided at its ends with straps, which are brought around and fastened in front, the object being to  
25 produce an effective and convenient corset of the character described, in which the corners of the ends shall be under control.

With these ends in view, my invention consists in a corset having certain details of construction and combinations of parts as will be  
30 hereinafter described and pointed out in the claim.

The body A, of the corset is formed in a continuous piece, which is a single strip in  
35 that although it may be formed in sections, it is not divided into two members to form a corset opening in the front as well as in the back. Its particular construction and style may be varied as desired.

One end of the corset is provided with a flap B, tapering each way from its central portion, and extending at its ends to the corners of the said end of the corset. This flap  
40 is designed to be wide enough to close the space between the two ends of the corset when the same is in use. A fastening strap C, extends from the middle of the said flap, and is thereto centrally arranged with respect to the end of the corset to which the  
50 said fastening strap is applied. A corre-

sponding strap C' is attached to the center of the opposite end of the corset, and furnished at its outer end with a buckle D. The said fastening straps are adapted in length to pass around in front of the corset, where they are  
55 secured together by means of the buckle, or an equivalent device. Each end of the corset is also furnished with two draw-straps E E', respectively leading from its upper and lower corners, and arranged diagonally with  
60 respect to each other, so that their outer ends, which are connected together, meet at an angle. The joined outer ends of the draw-straps attached to the flap-end of the corset, are permanently applied to the fastening  
65 strap C, while on the other hand the joined ends of the draw-straps attached to the corners of the other end of the corset, are detachably connected with the fastening strap C' by means of a hook F, applied thereto.  
70 These draw-straps by virtue of their connection with the corners of the ends of the corset, control the same, drawing them together uniformly when the ends of the corset are drawn together, and holding them in place.  
75 A vertical slot G, formed in line with the fastening strap C at the base of the flap B, is provided for passing the fastening strap C' through when the corset is put on, at which time the detachable draw-straps are disconnected from the hook F, to permit the fastening  
80 strap C and the draw-straps fixed thereto, to be passed through the detachable draw-straps and to permit the fastening strap C' to be passed through the opening G from the  
85 under side of the flap, after which the detachable draw-straps are engaged with the hook. The ends of the corset having thus been arranged, the fastenings are brought around in front and fastened together.  
90

To remove the corset the ends of the fastenings are disconnected and the detachable draw-straps disengaged from the hook F, after which the ends of the corset may be readily drawn apart, the fastening strap C'  
95 drawing out through the vertical opening G.

By the employment of the diagonally arranged draw-straps I am enabled to construct a single-piece corset which shall have the general form of an ordinary two-part corset  
100



and not be warmer or bulkier than the same, whereas in single-piece corsets as heretofore constructed, the ends have had long tapering flaring portions which increased the bulk of the corset and made it less comfortable and shapely. The diagonally arranged draw-straps also give the corset flexibility and may be said to act as evening straps in distributing the strain on the corset and keeping its ends in right place.

It is apparent that in carrying out my invention the shape and style of the corset, and the particular construction of the fastening and flap and draw-straps may be varied, and I would have it understood that I do not limit myself to the exact construction shown and described, but hold myself at liberty to make such changes and alterations as fairly fall within the spirit and scope of my invention.

Having fully described my invention, what

I claim as new, and desire to secure by Letters Patent, is—

A continuous or single-strip corset, open at the back, and provided at each of its ends with a centrally arranged fastening strap, and with diagonally arranged draw-straps leading from its upper and lower corners to the same, the draw-straps of one end being detachably connected with the fastening strap thereof, and one end of the corset having a vertical opening through which the fastening strap having the detachable draw-straps may pass, substantially as described.

In testimony whereof I have signed this specification in the presence of two subscribing witnesses.

JAMES C. ANDREWS.

Witnesses:

J. H. SHUMWAY,

FRED. C. EARLE.