

(No Model.)

A. C. CALHOUN.  
BARREL.

No. 526,684.

Patented Oct. 2, 1894.

Fig. 3.

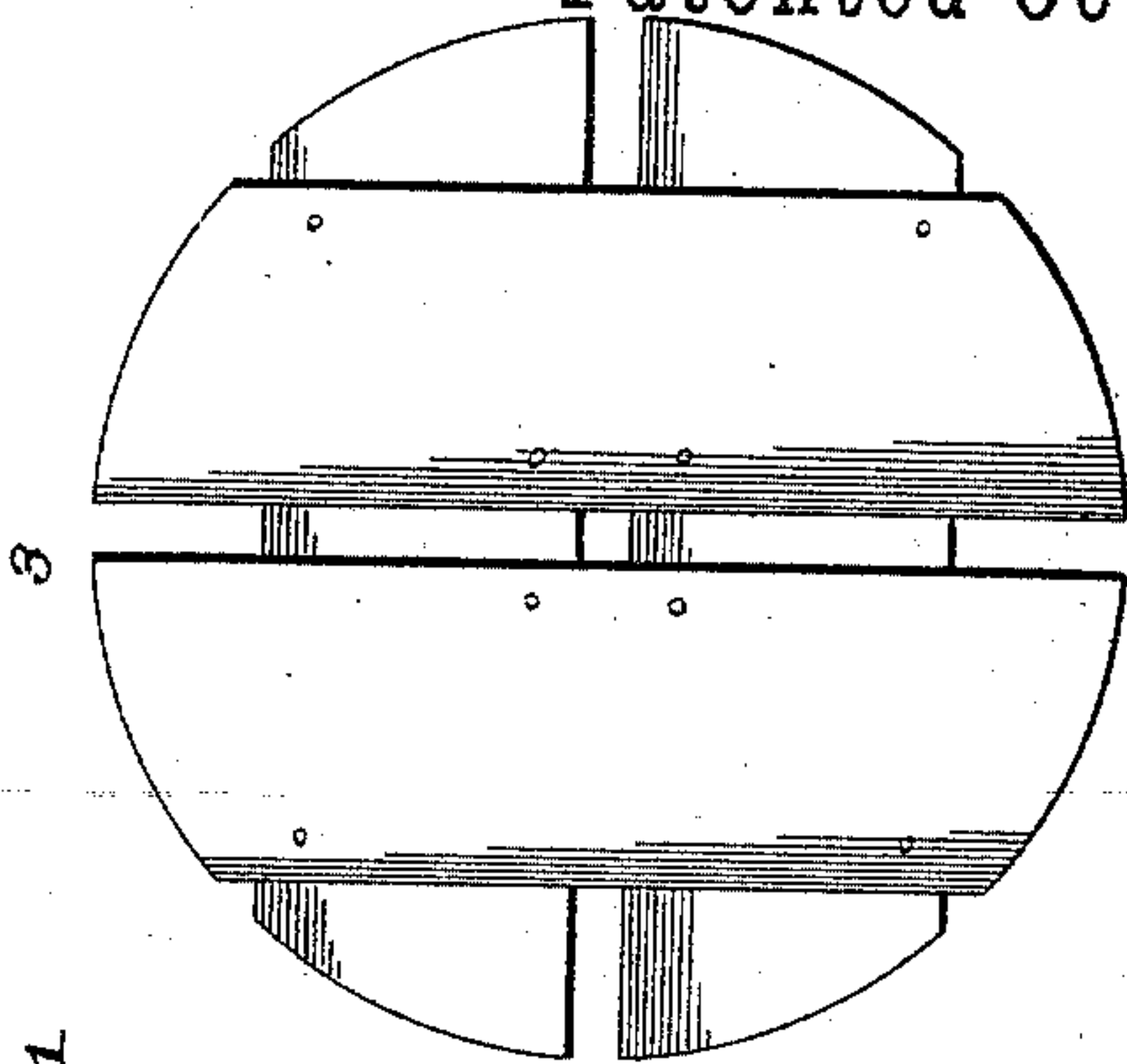


Fig. 4.

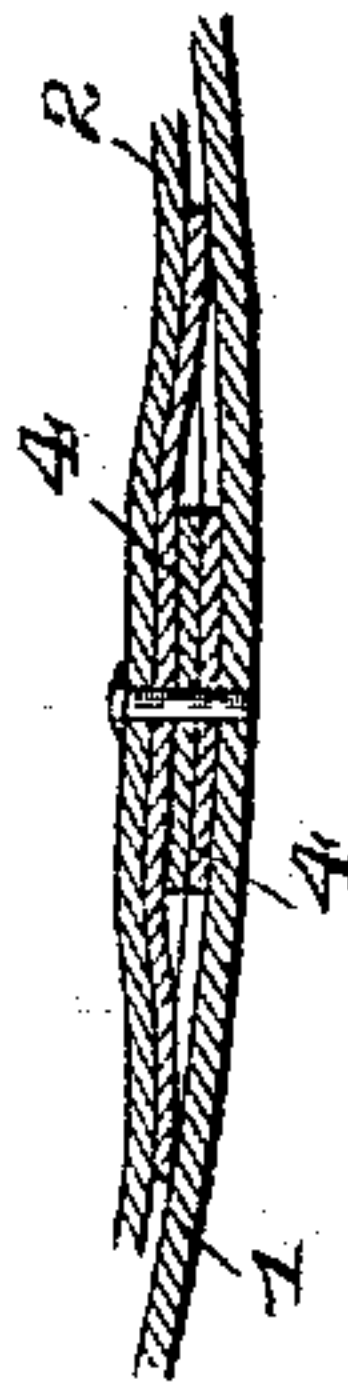


Fig. 2.

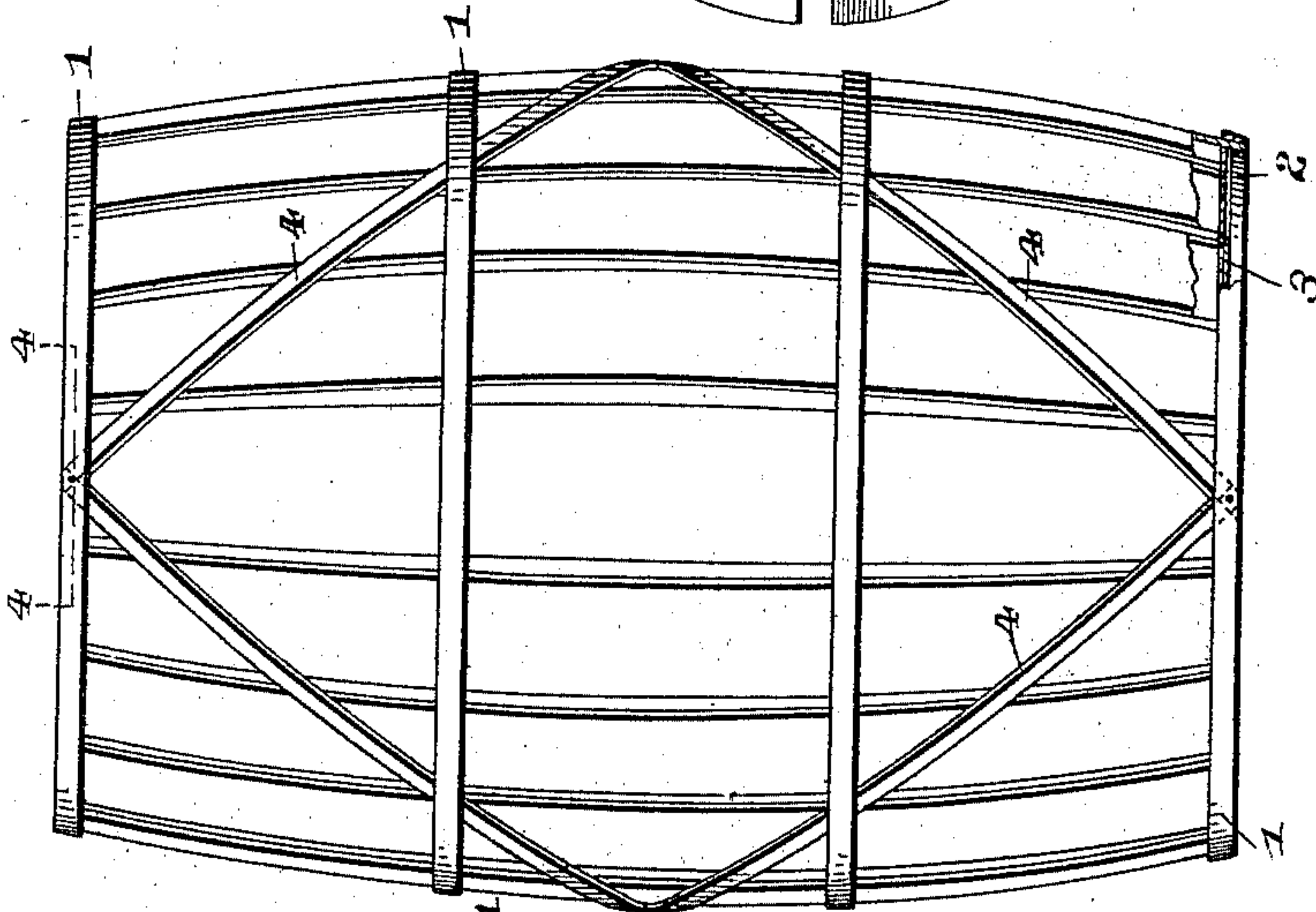
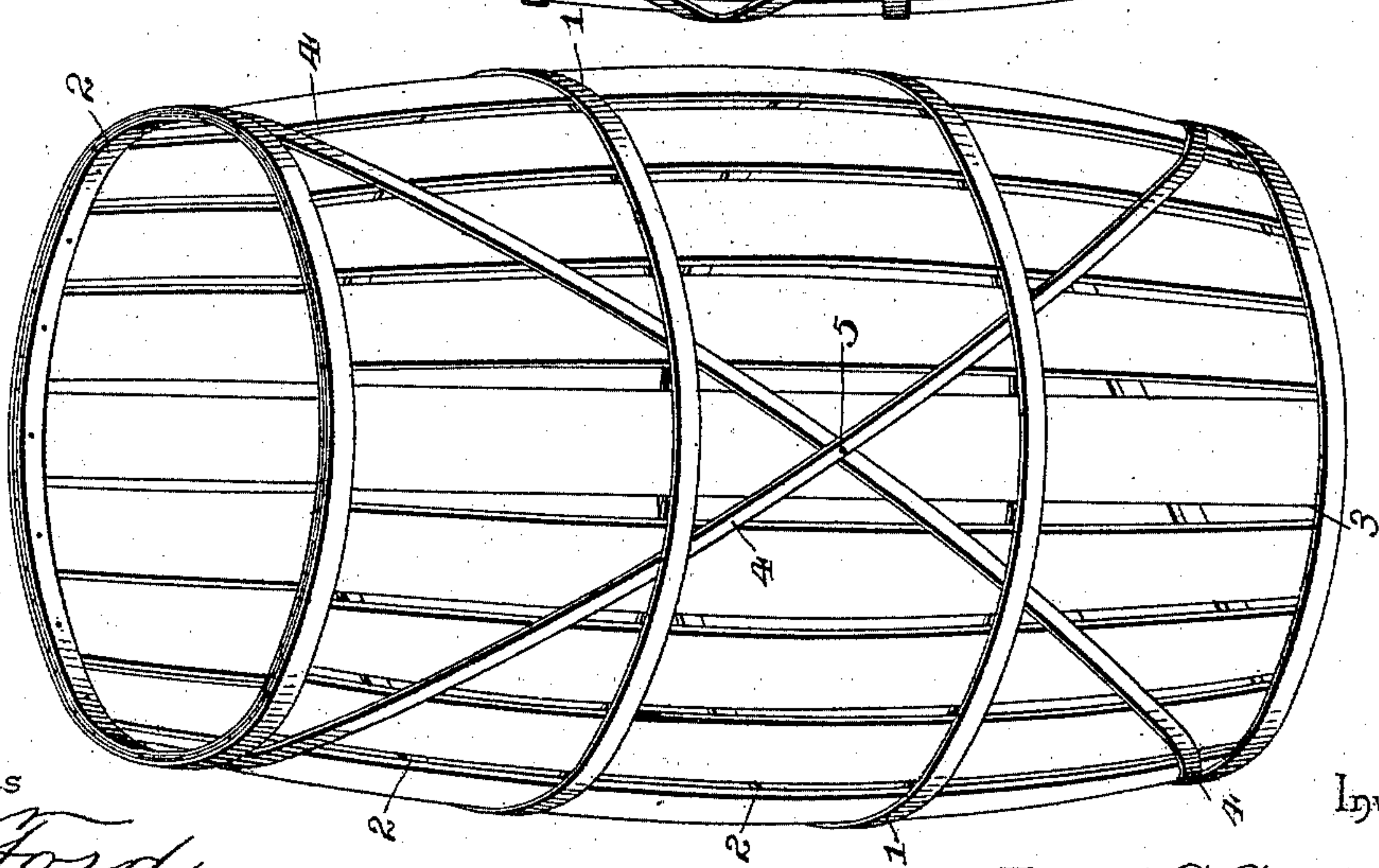


Fig. 1.



Witnesses

C. A. Ford.

*[Signature]*

Inventor

Albert C. Calhoun.

By his Attorneys,

*Calhoun & Co.*



# UNITED STATES PATENT OFFICE.

ALBERT C. CALHOUN, OF HARRINGTON, DELAWARE.

## BARREL.

SPECIFICATION forming part of Letters Patent No. 526,684, dated October 2, 1894.

Application filed May 5, 1894. Serial No. 510,188. (No model.)

*To all whom it may concern:*

Be it known that I, ALBERT C. CALHOUN, a citizen of the United States, residing at Harrington, in the county of Kent and State of Delaware, have invented a new and useful Barrel, of which the following is a specification.

My invention relates to an improvement in truck-barrels for use in shipping, storing, and the like, the object of the invention being to provide a ventilated barrel which is capable of resisting strain caused by pressure when the barrels are arranged in tiers.

Other objects and advantages of the invention will appear in the following description, and the novel features thereof will be particularly pointed out in the claim.

In the drawings:—Figure 1 is a perspective view of a barrel embodying my invention. Fig. 2 is a side view, viewing the barrel from a different point and showing the same partly broken away to illustrate the manner of securing the bottom or lower head in place. Fig. 3 is a plan view of the bottom or lower head. Fig. 4 is a detail horizontal section on the line 4—4 of Fig. 2.

Similar numerals of reference indicate corresponding parts in all the figures of the drawings.

The improved barrel is constructed of staves of the ordinary or any preferred size, the contiguous edges of which are spaced apart to form ventilating slots, which extend from the top to the bottom of the barrel, said staves being secured to and held in place by the exterior hoops 1, and the interior hoops 2, said interior hoops being arranged, respectively, in the planes of and opposite the exterior hoops. Each stave is secured by means of nails driven either from the inside or the outside to the said hoops, and the bottom or lower head 3, which consists of two layers or pieces of sections arranged to intersect each other, is fitted within the barrel, and rests upon the lower interior hoop.

4 represents exterior inclined braces consisting of strips which are passed between the outer surfaces of the staves and the outer

hoops. These braces are arranged in pairs, the members of each being arranged at their upper ends in contact and being overlapped at the upper edge of the barrel between the upper exterior hoop and the staves, and being arranged in contact and overlapping at their lower ends between the lower hoop and the staves. Furthermore, the corresponding members of the two pairs of braces intersect and are secured together and to the staves at their centers, as shown at 5. Thus the braces are disposed to intersect in the form of an X on each side of the barrel, the terminals which are adjacent to each other being overlapped and secured by common securing devices, such as nails, to the upper and lower hoops of the barrel. This construction enables the barrel to resist side strain, as when the barrels are arranged in tiers upon their sides, and it also prevents the collapsing and distortion of the barrel when dropped upon its chine. Furthermore, the improved barrel may be manufactured at a small cost, and by the arrangement of the braces it is possible to dispose the staves entirely out of contact throughout their lengths, thus securing more effective ventilation than when the sides of the barrel are provided at intervals with openings.

Various changes in the form, proportion, and the minor details of construction may be resorted to without departing from the principle or sacrificing any of the advantages of this invention.

Having described my invention, what I claim is—

A barrel, provided with exterior inclined braces which intersect at their centers and are arranged between the exterior hoops and the staves of the barrel, substantially as specified.

In testimony that I claim the foregoing as my own I have hereto affixed my signature in the presence of two witnesses.

ALBERT C. CALHOUN.

Witnesses:

EDWARD WEST,  
LOUIS C. JONES.